

# **LOWELL PUBLIC SCHOOLS FY 2025 BUDGET**



## **PROPOSED BUDGET**

# **TABLE OF CONTENTS**

**Section 1: Superintendent's Letter**

**Section 2: Budget Overview**

**Section 3: Overall Budget Document**

**Section 4: Site Based Budgeting (funding summaries)**

**Section 5: Fair Student Funding Budgets**

**Section 6: Staff Salaries**

**Section 7: Grant Staff Salaries**

# SECTION 1: SUPERINTENDENT'S LETTER



Liam Skinner, Superintendent  
155 Merrimack Street  
Lowell, Massachusetts 01852

LOWELL PUBLIC SCHOOLS  
*Phone:* (978) 674-2143  
*E-mail:* lskinner@lowell.k12.ma.us

May 1st, 2024

## Introduction to the FY 2025 Budget

Dear Lowell Public Schools students, families, staff and community partners:

I am pleased to present the recommended operating budget for FY 2025.

This is an unusual budget season. Funding for our school district is very healthy and at the same time we must reduce spending. State aid to our district (Ch. 70) has been increasing in recent years, boosted by the Student Opportunity Act (SOA). SOA added \$30 million to our FY 2024 budget and is contributing a further \$14 million for FY 2025. That funding is stable and is, in fact, set to increase in further increments through FY 2027.

Despite this otherwise positive outlook, at the moment we are forced to make budget cuts due to the end of the federal Elementary and Secondary School Emergency Relief (ESSER) program. ESSER provided 3 years of post-COVID-19 relief and accounted for \$28 million of our FY 2024 budget. Though healthy, our FY 2025 budget cannot sustain all of the projects, staffing, and programs our ESSER-supplemented FY 2024 budget afforded us.

The FY 2025 budget presented here was developed with input from all constituents, including parents, school staff, central office staff, community leaders, and School Committee members. There are numerous aspects of this budget that tie back to feedback we received from each constituent group. Otherwise, the most prominent considerations were:

- ❖ Alignment with our Strategic Plan and the fundamental commitments we have made through it
- ❖ Protecting direct support to schools
- ❖ An ongoing restructuring of central office through which we are seeking budgetary savings while at the same time attempting to improve coherence and service

In relation to budget cuts specifically, the main consideration was to save jobs. The following tenets were followed:

- ❖ Eliminate funding for capital projects. (\$10m of ESSER funds were committed to capital projects in the FY 2024 budget.)
- ❖ Eliminate vacant positions.
- ❖ Reduce spending on supplies, stipends, and outside contracts.
- ❖ Reduce positions in a strategic manner so that services can be maintained or even enhanced through reorganization and associated efficiencies.

The attached budget document provides an itemized breakdown of every cost related to the fundamental mission of Lowell Public Schools, including both personnel and non-personnel costs. This budget funds our work in a manner that supports the learning of our 15,600 students for next school year by providing the resources required for stability and continuous improvement in schools and classrooms across the district.

Thank you to everyone who participated in the budgeting process up to this point. By virtue of the dedication and hard work of our staff, and with the support of parents, caregivers, and numerous community partners, LPS is in a strong financial and educational position and the future is bright for our schools.

Sincerely,



Liam Skinner,

Superintendent of Schools

# SECTION 2: BUDGET OVERVIEW



## Budget Overview

### **The Budgeting Process**

The Lowell Public School's fiscal year begins on July 1st of each year and ends on June 30. As with any budget, revenue dictates the amount of spending that can occur in the district. With Lowell Public Schools, our full budget landscape includes funding from state aid, contributions from the City/local, grants and revolving accounts. In the past, the budget cycle centered on the general fund budget which includes state aid and the local contribution. To ensure a full and adequate fiscal picture, all funding sources (though preliminary) are now included in the budget to allow for better decision making. Per the summary image below, Lowell Public School's total forecasted general fund revenue for FY24/25.

<b>Estimated Revenue</b>	<b>FY 2024</b>	<b>FY 2025</b>
Chapter 70	\$ 229,138,837	\$ 243,260,953
City Cash (estimated)	\$ 13,240,401	\$ 14,086,463
Total General Fund	\$ 242,379,238	\$ 257,347,416

# Sources of Revenue

## **Revenue: State Aid/Chapter 70**

The budgeting process begins in October when student data is submitted to the state for the purpose of calculating the foundation budget (minimum spending) which differentiates between districts based on student grade levels, programs and socio-economic status. This "fair and adequate" foundation amount is determined using this October 1st student count data multiplied by an assigned rate for each student based on defined criteria/components. (See column headings in the table on the next page.) The Foundation Budget download is attached at the end of the Narrative.

Once the total "foundation budget" is calculated, the state determines the amount that the local City can afford using property taxes and income to calculate its "ability to pay." The Chapter 70 state aid is then identified by taking the Foundation Budget total less the required city contribution.

## **FOUNDATION BUDGET - CITY CONTRIBUTION = CHAPTER 70 ASSISTANCE**

Per the Foundation Budget shown above (final column), the state calculated minimum spending for Lowell Public Schools is \$307,801,485 for the FY24/25 school year. This equates to approximately \$18,650 per student for the 16,504 reported on October 1st. Please note that the 16,504 count includes the charter school students. In addition, the Student Opportunity Act addressed disparities in funding by increasing the rate for special needs, MLL (Multi Language Learners) and low income students. During the October 1st count, there were 119 additional MLL students and 90 less low income students in comparison to the count the previous year. Due to the net increase in these populations and the SOA rate increases, our revenue increased by over \$14 million for FY 2025. The \$14 million was far less than originally expected (\$30 million the previous year) due the inflationary figures dropping from over 4% the previous year to approximately 1% for this year. Please see Foundation Budget Comparison below to see the year over year increases. Both the reimbursement rates and enrollment for each category are increasing. The Changes column shows the change from last year to this year. However, the true increase should be based on the difference between this coming year and the first year of the Student Opportunity Act.



## Revenue: Required Minimum Contribution by the City

	Base Foundation Components							Incremental Costs Above the Base						TOTAL
	1	2	3	4	5	6	7	8	9	10	11	12	13	
	Pre-school	— Kindergarten — Half-Day	Full-Day	Elementary	Junior/ Middle	High School	Vocational	Special Ed In-District	Special Ed Tuitioned-Out	English learners PK-5	English learners 6-8	English learners High School/Voc	Low income	
Foundation Enrollment	662	0	1,210	6,673	4,059	3,729	502	641	157	2,844	1,019	964	12,494	16,504
1 Administration	148,506	0	542,867	2,992,841	1,821,070	1,673,016	225,222	1,984,799	581,333	315,940	120,487	122,216	1,321,865	11,851,163
2 Instructional Leadership	268,203	0	980,463	5,407,132	3,289,008	3,021,609	406,771	0	0	552,874	210,821	213,883	6,252,952	20,613,754
3 Classroom & Specialist Teachers	1,229,817	0	4,495,695	24,792,864	13,271,185	17,929,629	4,103,313	6,549,341	0	3,870,001	1,475,757	1,497,150	61,139,139	140,353,890
4 Other Teaching Services	315,410	0	1,153,057	6,358,969	2,784,393	2,129,520	286,677	6,115,025	8,880	552,874	210,821	213,883	0	20,129,508
5 Professional Development	48,637	0	177,894	981,198	646,923	576,317	128,266	315,936	0	157,956	60,233	61,098	2,966,076	6,120,535
6 Instructional Materials, Equipment & Technology*	177,992	0	650,702	3,588,539	2,182,808	3,208,506	755,876	275,758	0	394,861	150,588	152,765	454,657	11,993,053
7 Guidance & Psychological Services	125,297	0	458,046	2,526,064	1,657,655	1,682,226	226,462	0	0	236,934	90,355	91,657	2,475,686	9,570,382
8 Pupil Services	35,589	0	130,148	1,076,488	1,069,628	2,265,964	305,045	0	0	79,006	30,122	30,559	12,864,572	17,887,121
9 Operations & Maintenance	341,506	0	1,248,393	6,884,734	4,540,073	4,044,212	1,018,935	2,217,110	0	947,763	361,409	366,648	0	21,970,783
10 Employee Benefits/Fixed Charges*	536,816	0	1,962,354	10,822,271	7,025,317	5,733,226	1,007,318	2,626,882	0	918,356	350,190	355,263	10,453,855	41,791,847
11 Special Education Tuition*	0	0	0	0	0	0	0	0	5,519,451	0	0	0	0	5,519,451
12 Total	3,227,773	0	11,799,618	65,432,102	38,288,060	42,264,225	8,463,886	20,084,850	6,109,664	8,026,564	3,060,780	3,105,121	97,938,842	307,801,485
13 Wage Adjustment Factor	100.0%	Foundation Budget per Pupil												18,650
*The wage adjustment factor is applied to underlying rates in all functions except instructional equipment, benefits and special education tuition.														
14 Low-income percentage	76.99%	English learner foundation budget as % total foundation budget												4.6%
15 Low-income group	11	Low-income foundation budget as % total foundation budget												31.8%

## Lowell Public Schools - Foundation Budget Review

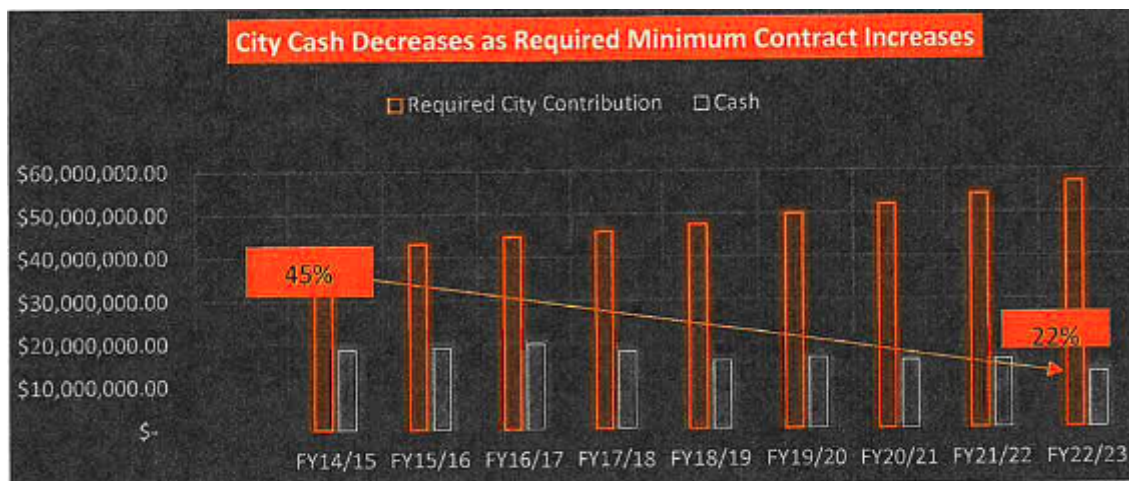
	FY22 (1st Yr of SOA)			FY23			FY24			FY25			CHANGES		
	Enrollment	Funding	Per Pupil	Enrollment	Funding	Per Pupil	Enrollment	Funding	Per Pupil	Enrollment	Funding	Per Pupil	Enrollment	Funding	Per Pupil
<b>Base Foundation Components:</b>															
Base: PreK	491	\$ 2,072,054	\$ 4,220	574	\$ 2,562,382	\$ 4,464	631	\$ 2,982,119	\$ 4,726	662	\$ 3,227,773	\$ 4,876	31	\$ 245,654	149.77
Base: Kdrg Half Day	0	\$ -	\$ -	0	\$ -	\$ -	0	\$ -	\$ -	0	\$ -	\$ -	0	\$ -	0.00
Base: Kdrg Full Day	1175	\$ 9,917,317	\$ 8,440	1248	\$ 11,142,568	\$ 8,928	1236	\$ 11,682,993	\$ 9,452	1210	\$ 11,799,618	\$ 9,752	-26	\$ 116,625	299.49
Base: Elementary	6687	\$ 56,764,940	\$ 8,489	6631	\$ 59,540,412	\$ 8,979	6690	\$ 63,590,390	\$ 9,505	6673	\$ 65,432,102	\$ 9,806	-17	\$ 1,841,712	300.21
Base: Middle	4303	\$ 35,035,499	\$ 8,142	4184	\$ 36,061,227	\$ 8,619	4173	\$ 38,106,042	\$ 9,132	4059	\$ 38,288,060	\$ 9,433	-114	\$ 182,018	301.31
Base: High School	3326	\$ 33,078,101	\$ 9,945	3687	\$ 38,624,570	\$ 10,476	3551	\$ 39,212,237	\$ 11,043	3729	\$ 42,264,225	\$ 11,334	178	\$ 3,051,988	291.34
Base: Vocational	310	\$ 4,635,362	\$ 14,953	66	\$ 1,036,049	\$ 15,698	357	\$ 5,887,201	\$ 16,491	502	\$ 8,463,886	\$ 16,860	145	\$ 2,576,685	369.57
<b>Incremental Costs Above Base:</b>															
Sped In District	608	\$ 17,114,592	\$ 28,149	611	\$ 17,975,223	\$ 29,419	627	\$ 19,293,492	\$ 30,771	641	\$ 20,084,850	\$ 31,334	14	\$ 791,358	562.50
Sped Out District	155	\$ 4,904,360	\$ 31,641	158	\$ 5,417,976	\$ 34,291	158	\$ 5,827,119	\$ 36,881	157	\$ 6,109,664	\$ 38,915	-1	\$ 282,545	2034.56
EL	3989	\$ 9,510,437	\$ 2,384	4342	\$ 11,187,904	\$ 2,577	4708	\$ 13,144,133	\$ 2,792	4827	\$ 14,192,465	\$ 2,940	119	\$ 1,048,332	148.35
Economically Disadvantaged	11207	\$ 59,627,852	\$ 5,321	12067	\$ 74,328,135	\$ 6,160	12584	\$ 89,065,903	\$ 7,078	12494	\$ 97,938,842	\$ 7,839	-90	\$ 8,872,939	761.16
	16047	\$ 232,660,515	\$ 14,499	16103	\$ 257,876,445	\$ 16,014	16323	\$ 288,791,630	\$ 17,693	16504	\$ 307,801,485	\$ 18,650	181.5	\$ 19,009,855	957.26
		\$ 13,916,355	\$ 1,122	57	\$ 25,215,930	\$ 1,515	220	\$ 30,915,185	\$ 1,679	182	\$ 19,009,855	\$ 957	-16323	\$ (288,791,630)	\$ (17,693)

As reflected below, state aid is only one part of the revenue figure that funds the budgeted costs of our strategic plan. The state determines the minimum that must be spent in a school district in order to continue receiving state aid. The City portion of this amount is considered the Required Minimum Contribution. The City's contribution to schools is made up of two parts: cash contributions to directly support schools and "charge backs" to the schools for City expenditures. Charge backs are costs of the City that are charged to the schools as a shared cost.

## Comparison to FY 2024

	FY24	FY25	Change	Pct Chg
Enrollment	16,323	16,504	181	1.11%
Foundation budget	288,791,630	307,801,485	19,009,856	6.58%
Required district contribution	60,097,975	64,985,750	4,887,775	8.13%
Chapter 70 aid	<b>229,138,873</b>	<b>243,260,953</b>	14,122,080	6.16%
Required net school spending (NSS)	289,236,848	308,246,703	19,009,855	6.57%
Target aid share	74.16%	74.71%		
C70 % of foundation	79.34%	79.03%		
Required NSS % of foundation	100.15%	100.14%		

In January's release of the Governor's budget (shown above), the state figures indicated a required increase to the City's required minimum by over \$4.8 million. This is not the amount we receive to use towards general fund costs. The City makes up the required minimum contribution through general fund contributions and maintenance of effort costs. Even the annual increase to the required minimum contribution is not fully funded in cash. As a matter of fact, the cash portion has decreased over the years per the chart below.





	<b>FY 2015</b>	<b>FY 2019</b>	<b>FY 2023</b>
Required City Contribution	\$ 40,949,807.00	\$ 47,400,845.00	\$ 56,906,426.00
Cash	\$ 18,505,110.00	\$ 15,736,053.00	\$ 12,736,053.00
	45%	33%	22%

In summary, the required local aid portion of our educational budget for FY24/25 increased to \$64,985,750 per the state's formula. Of this amount, the cash portion provided by the City to support instruction is estimated to be between \$13 million and \$14 million. The remaining \$50 + million required spending will be chargebacks from City costs to the schools that included the following:

- Approximately 44% of the City Treasurer's Office
- Approximately 44% of the City Auditor's Office
- Approximately 44% of the Purchasing Department
- Approximately 57% of the Administration of Insurance Expense
- Snow/Ice Removal
- Parking fees
- Charges for public service calls such as fire alarms at schools
- Utilities for City owned schools
- Health Personnel (nurses) - Medicaid reimbursements reimburses some of these costs to the City
- Building Maintenance for the City owned schools
- School Resource Officers
- School Choice
- Public Safety inspections
- Pensions, insurance for retired employees, worker's compensation, unemployment, etc.
- Charter Schools
- Greater Lowell Technical High School
- Essex Agricultural High School.

### **Revenue: Grant Revenue**

Another major source of revenue for Lowell Public Schools that assists our district with providing each child with an adequate education are the grants we receive from the state and federal government. The majority of the Lowell Public School's grants include entitlement contracts such as the Title (I, IIA, III and IV) and Special Education 240 grants. One major rule with such grants is that we cannot "supplant" or cover costs that we would have had to provide anyway. For instance, we cannot cover a Principal or positions such as a classroom teacher with these funds. However, we can implement programs and cover teachers that are providing additional supports like interventions or enrichment. Our Title grants have been covering

coaching/curriculum support for each school through Instructional Specialists, Literacy Specialists and Tutors these past few years. Other costs that the grants can and do cover include our assessment tools such as I-Ready, social and emotional programs and supplies. Other competitive grants are often obtained by our Coordinator of Special Programs. Such grants support our summer and after school programs that are offered at many of our schools.

Allocations for the following year are not released until after the budget is already developed and approved. Thus, we must use current year data with projections on whether or not the grant will be continuing and/or increased or decreased. Our current calculation for grants equals \$78,720,234. This amount includes the total allocation for grants such as ESSER which are multi-year grants. The FY23/24 grant total included \$28 million of ESSER funds expected to be spent. Since this is the final year of ESSER, we now face the funding cliff that we planned for along the way. Each year, we moved costs from ESSER to the general fund as the Student Opportunity Act increased to minimize the fiscal cliff. Had we received the \$30 million in SOA increase as we did for FY23/24, our fiscal cliff would have been minimal. Unfortunately, due to the inflationary percentage reduction from over 4% to approximately 1%, our SOA/chapter 70 increase was \$14 million rather than \$30 million.






### **Revenue: Revolving Accounts**

The state of Massachusetts allows the use of revolving and special revenue accounts which are not subject to fiscal year boundaries and do not close out to the City's general fund. Revolving accounts/funds are used to separately account for actual receipts from particular programs, fees or charges. They are earmarked for expenditure without appropriation to support the activities, programs or services that generated the receipts. These funds usually cover programs or supports that have expenses that 1) fluctuate with demand and 2) can be matched with fees or other charges collected during the year from program participants.

Lowell Public Schools have some "common to school districts" revolving accounts that are maintained including athletics, school choice, use of facilities, special education out of district tuition/Circuit Breaker fund and food service revolving. Some of the larger and more prominent funds will be presented in more detail in this budget to allow for a more thorough view of our financial health and ability to use such funds towards the FY24/25 budget. In layman's terms, the revolving accounts are much like savings accounts that allow the district to maintain year end balances in order to support future year costs. Thus, we should always maintain a healthy balance in these funds while still adhering to the rules on ceilings or "do not exceed" maximums.

Per the listing below, our revolving account balances have significantly improved over the last few years. The percentage of revolving account balances to the overall budget is an indication of fiscal health. In 2018, we did not have a positive balance overall in our revolving accounts. We currently have over a 5% revolving account balance to support us in times of need. Historically, the two revolving funds that are used to offset operating budget costs annually are out of district tuition and food service revolving. As mentioned above, it is our goal to maintain a healthy balance but still must stay within the ceiling limits as well.


The food service revolving fund rule states that we cannot exceed a balance more than three months of our average operating costs. Our average monthly operating costs is approximately \$800,000 resulting in a ceiling of \$2,400,000. Due to conservative budgeting over the last two years, being short staffed and the increased reimbursement rate during COVID, our balance is now exceeding this ceiling by more than \$2 million. Such balances are intended to reinvest in the food service program. Any expenditure over \$5,000 must be approved by DESE. We currently have applications in with DESE to approve investments in improving our school kitchens and food service program by buying combi ovens (in place of warmers), a new cooking system at the Shaughnessy elementary school, a new walk in refrigerator at the Rogers STEM Academy, replacing the Reilly elementary school walk in refrigerator and other potential projects/purchases such as a food service truck that will allow hot meals to be delivered during evening and summer programs. Further investments to enhance the entire student dining experience is being explored to ensure that we use the surplus food service funds in the manner intended: reinvesting in our food service program.

Fund	Description	2018 ACTUAL	2019 ACTUAL	2020 ACTUAL	2021 ACTUAL	2022 Actual	2023 YTD
1102	Athletic Revolving Fund <i>Funds from participation fees and program receipts. Athletic and extracurricular programs, awards, equipment and facilities</i>	\$ 2,294	\$ 9,789	\$ 19,020	\$ 23,312	\$ 65,633	\$ 61,024
1103	Non-Resident Student Tuition Revolving Fund <i>Funds from non-resident tuition payments and State reimbursements for foster care children Education expenses of non-resident and foster care children enrolled in school. Including salaries, supplies and equipment</i>	\$ 37,262	\$ 65,649	\$ 76,313	\$ 362,651	\$ 798,785	\$ 821,769
1108	Use of School Facilities Revolving Fund <i>Funds from fees and charges for use of school facilities and/or school parking fees Upkeep of rated facility or space including custodial costs, utilities, ordinary repairs and maintenance.</i>	\$ 48,573	\$ 137,006	\$ 283,461	\$ 293,331	\$ 274,067	\$ 276,893
1119	School Choice Tuition Revolving Fund <i>Funds from school choice payments and Federal, State or other payments, gifts, and grants. Education expenses of non-resident children enrolled in school. Including salaries, supplies and equipment</i>	\$ 159,823	\$ 122,173	\$ 167,727	\$ 202,727	\$ 259,664	\$ 259,664
1127	Full Day Pre-School Revolving Fund <i>Tuition payments collected Education expenses for children enrolled in full day kindergarten. Including salaries, supplies and equipment</i>	\$ 47,451	\$ 47,451	\$ 47,451	\$ 47,451	\$ 47,451	\$ 47,451
1129	Community Schools Revolving Fund <i>Funds from participation fees and program receipts. Stipends, materials and equipment for community school programs</i>	\$ 74,177	\$ 88,854	\$ 71,301	\$ 72,409	\$ 66,419	\$ 66,419
1201	Food Service Revolving Fund <i>Fees from sales of lunch and other meals, school lunch grant funds. Provides funding for the operation of the food service program.</i>	\$ (157,900)	\$ 2,756,222	\$ 3,654,835	\$ 4,401,533	\$ 6,514,880	\$ 6,064,158
1813	Homeless Transportation <i>Reimbursements for homeless transportation</i>	\$ 1,435	\$ 215,533	\$ 119,087	\$ 128,732	\$ 244,081	\$ 353,265
1924	Special Education Circuit Breaker <i>State special education reimbursement program Reimburses the general fund for out of district tuition</i>	\$ (513,669)	\$ 330,336	\$ 3,703,387	\$ 3,624,260	\$ 3,657,928	\$ 2,954,280
<b>Major Fund Balances</b>		<b>\$ (300,555)</b>	<b>\$ 3,773,073</b>	<b>\$ 8,143,182</b>	<b>\$ 9,156,406</b>	<b>\$ 11,928,908</b>	<b>\$ 10,904,923</b>
<b>Percentage of Gener.</b>		<b>\$ 162,942,846</b>	<b>\$ 165,522,325</b>	<b>\$ 179,383,148</b>	<b>\$ 182,630,536</b>	<b>\$ 194,284,378</b>	<b>\$ 194,284,378</b>
		-0.18%	2.28%	4.54%	5.01%	6.14%	5.61%
							
8395	Sped Stabilization Account	\$ -	\$ -	\$ -	\$ 1,388,458.00	\$ 1,388,458.00	

The Circuit Breaker revolving account for out of district tuition is another revolving account approved by DESE to assist districts with using proceeds from one year to help unanticipated and uncontrollable costs in a future year. The cost of "out of district tuition" often exceeds \$100,000 per student. Such uncontrollable expenses are offset by DESE using a circuit breaker approach. Any costs of a student that exceeds the \$49,494 foundation (expected to be met by the district) cost can be submitted to the state for a reimbursement. The reimbursement has been historically between 70 to 75% in recent years. Collecting and maintaining these reimbursements in the revolving account to allow for use towards the following year is a helpful way of allowing districts to be prepared for the unexpected influx of students that need to be placed in out of district programs to better meet their needs The rule this fund is that we cannot carry a balance to future years that exceeds the current year reimbursement. Thus, we review this revolving account to predict and strategically plan accordingly. Per the projected calculation below, we see that we must (and did) spend down our circuit breaker balance so that we don't exceed the ceiling. It is estimated that we will carry over at least \$3.2 million in Circuit Breaker funds to help towards the FY24/25 fiscal year. Please also note that we have a Special Education stabilization account (code 8395) with the city that we can utilize towards special education costs but must go through the city to obtain the funds.

**SPED Circuit Breaker Reconciliation Template**  
As of April 2024

Previous Yr Reimb	\$ 3,657,928.00
Current Yr Reimb	\$ 4,316,518.00
SOY Balance	\$ 3,657,928.00
QTR 1	\$ 1,079,130.00
QTR 2	\$ 1,079,130.00
QTR 3	\$ 1,079,130.00
QTR 4	\$ 1,079,130.00
Total Available	\$ 7,974,448.00
Amt Allowed to Carryover	\$ 4,316,518.00
Amt Need to Spend to avoid exceeding ceiling (Total Available - Amt Allowed to Carryover)	\$ 3,657,930.00



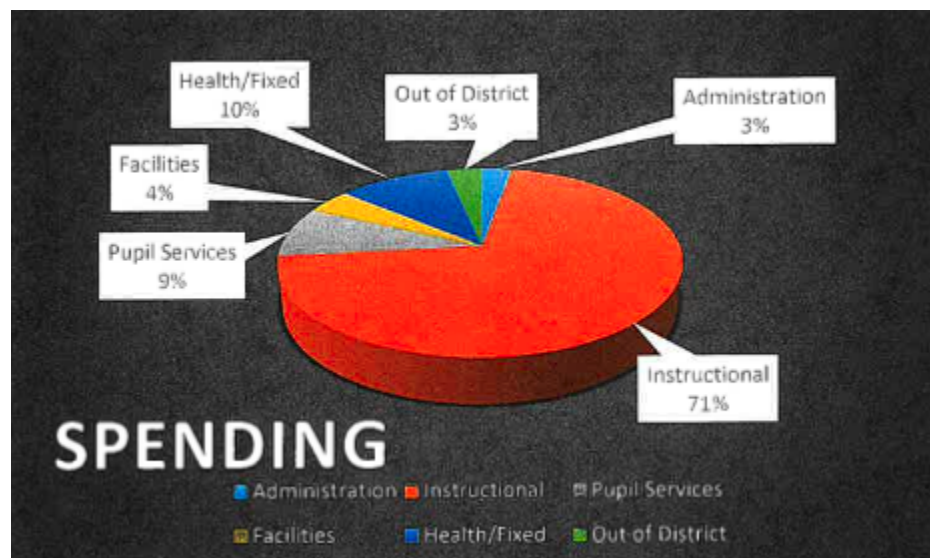


# Expenses

## Expenses: Categorized by DESE Function Codes

The Department of Elementary and Secondary Education specifies the reporting functional categories to both budget and track our financial data and the specific items that should be reported under these categories. The Lowell Public School's budget is built with these DESE function codes as the sorting categories.

The first section of DESE function categories is Administration. This section of the budget book comprises 3% of the District's general fund budget. It includes school committee, superintendent, assistant superintendents, finance/operations, human resources, legal and administrative technology costs. The second category tracks instructional costs. Consuming 71% of the District's GF budget, this section is the most direct support to the mission of educating our children. Instructional leaders, teachers, school leadership, medical/therapeutic services, substitutes, paraprofessionals, librarians, guidance counselors, psychological services, instructional technology, supplies and professional development are all covered in this section. The third section covers various pupil services including attendance, parent liaisons, transportation, food service, athletics and student activities. Pupil Services costs 9% of the GF budget. Facilities and Capital costs are separated in the DESE function codes but have been added together for simplicity in the graph below. As reflected, these costs add up to 4%. Health and out of district costs are also reflected below and consume 10% and 3% respectively.



### **Expenses: Budgeted Using Fair Student Funding**

A significant point in our budget process begins with our fair student funding process of distributing money to the schools. Unlike traditional school districts that assign staffing to schools, fair student funding dictates that the dollars should follow the students much like the state process of supplying aid based on student characteristics/needs. This budgeting method seeks to determine a fair student funding pool which is divided between the schools systematically and autonomy is given to the Principals and School Site Councils to determine the priorities and budgets of their individual schools. This FSF pool is spent by the schools using guardrails that guide the schools to ensure compliance with District priorities, too. The following are the overall phases of fair student funding which will be reviewed in more detail in later sections of the budget document.

- 1) Phase I occurs from November to December and includes updating files with latest enrollment and average salary data.
- 2) Phase II occurs in January and February and includes determining initial school allocation amounts, waiting for Governor's budget and tweaking the formula to ensure equity, stability and transparency. During this phase, we review allocations to ensure no schools sees significant swings. The financial model is the product of this phase.
- 3) Phase III is the technical phase in which workbooks are built for each school in addition to a funding summary. These are released to the schools to work with their School Site Councils on a Quality Improvement Plan and budget workbook. The end of this phase yields the budget workbooks to Central Office.
- 4) Phase IV occurs during March and April and ensures the transparency goal of Fair Student Funding. Presentations are made from Principals to a central office team. In person presentations are made by the Superintendent, Assistant Superintendent of Finance and Chief of Schools to all schools so that every staff member has the opportunity to hear about the District's strategic and budget priorities. Additional presentations in person and/or zoom are made to parents and community members for further vetting and community input on the budget.
- 5) Phase V includes merging all of the budget documents into one cohesive and balanced document to be presented to the School Committee for approval. This occurs in April.
- 6) Phase VI is the approval phase in which the budget is shared and presented to the School Committee during May.

### **Expenses: A Fiscal Plan that Reflects our Educational/Strategic Plan**

The FY24/25 budget has been prioritized to achieve four district wide goals that are part of our strategic plan:

- Improving academics and student achievement at all school sites,
- Improving operational efficiency across the system,
- Ensuring that all schools are safe and welcoming for all students and families, and
- Increasing the level of family and community engagement across the district.

Within these goal areas, significant funding has been allocated to important initiatives to meet the needs of students in the classroom, including extended learning time at all schools, school-based interventions that are tailored to the needs of individual students, increases in professional learning for all teachers and instructional support staff across the district, and supports to further bolster the home-school partnership as well as non-instructional resources that will ensure that the environment in every school is truly conducive to learning for every student.

A multi-tiered support system to accelerate student learning was developed and will be funded by all funding sources as one educational plan. This support system will

- 1) support teachers to improve classroom practice,
- 2) support students with strategic, school based interventions,
- 3) meet the non- instructional needs of students and school communities,
- 4) support the home-school partnership and
- 5) extend learning time across the district.

Every dollar within the district is maximized to support the instructional core - the interaction between the teacher and the student around the core.

**SECTION 3:**  
**OVERALL BUDGET**  
**DOCUMENT**

**Summary of Decreases (Yellow) and Increases (Green)**

Description	FY24 General Fund	FY24 Esser II & III	FY24 TOTAL	FY25 General Fund
SC Sponsored International Education Tours	\$ 100,000	\$ -	\$ 100,000	\$ -
SC Sponsored Staff Appreciation Event	\$ 25,000	\$ -	\$ 25,000	\$ 5,000
SC Sponsored Field Trips	\$ 435,000	\$ -	\$ 435,000	\$ -
MGL C44 S64 Delayed Bills	\$ 200,000	\$ -	\$ 200,000	\$ -
Asst Superintendent Finance	\$ 180,359	\$ -	\$ 180,359	\$ 175,000
Deputy CFO	\$ 96,590	\$ -	\$ 96,590	\$ -
Recruitment and Onboarding	\$ 100,000		\$ 100,000	\$ -
Assistant HR Director	\$ 88,325	\$ -	\$ 88,325	\$ -
District Webmaster	\$ 77,506	\$ -	\$ 77,506	\$ -
Application Specialist - City MIS	\$ 71,000	\$ -	\$ 71,000	\$ -
Contracted Services- Fair Student Funding	\$ 10,000	\$ -	\$ 10,000	\$ -
Contracted Services - Miscellaneous	\$ 80,000	\$ -	\$ 80,000	\$ -
District Curriculum Support Specialists (Math)	\$ 220,000	\$ -	\$ 220,000	\$ 110,000
District Curriculum Support Specialists (Science/SS)	\$ 220,000	\$ -	\$ 220,000	\$ 110,000
Director of Research & Accountability	\$ 130,279	\$ -	\$ 130,279	\$ -
Renaissance Supplement	\$ -	\$ -	\$ -	\$ -
Early Childhood Coordinator/Expansion	\$ 100,000	\$ 1,000,000	\$ 1,100,000	\$ 950,000
Building Based Sub Supplement	\$ -	\$ 470,000	\$ 470,000	\$ 124,986
Tutors - Intervention / Enrichment (15 hrs/wk)	\$ 1,890,000	\$ 740,000	\$ 2,630,000	\$ 2,242,800
Tutors - English Language Learners	\$ -	\$ -	\$ -	\$ -
Tutors - 18 hrs/wk	\$ 1,829,000	\$ -	\$ 1,829,000	\$ 1,360,800
Library Media Specialist	\$ 88,355	\$ -	\$ 1,500,000	\$ 173,226
Extended Learning Time (1.5 Additional Days)	\$ -	\$ -	\$ 2,000,000	\$ -
Other PD Coaches	\$ 295,967	\$ -	\$ 295,967	\$ 198,969
Math Resource (Teachers) Coach	\$ 2,234,133	\$ -	\$ 2,234,133	\$ 2,018,223
Professional Development - Leaders	\$ 186,500	\$ -	\$ 186,500	\$ 93,250
Social Workers - Building Based	\$ 2,419,602	\$ 3,000,000	\$ 5,419,602	\$ 4,605,408
Climate Specialist (District & LHS)	\$ 202,000	\$ -	\$ 202,000	\$ -
Behavior Support Staff (eg. PBR Teachers)	\$ 1,212,222	\$ -	\$ 1,212,222	\$ 347,257
Mental Health Support Staff	\$ 771,184	\$ -	\$ 771,184	\$ 486,040
Assistant FRC Coordinator	\$ 100,000	\$ -	\$ 100,000	\$ -
Student Outreach Liaison	\$ 50,000	\$ -	\$ 50,000	\$ -
Attendance Monitors	\$ 118,378	\$ -	\$ 118,378	\$ 85,442
Parent Liaisons - Part Time (18 hrs/wk)	\$ 151,200	\$ -	\$ 151,200	\$ 76,204
Parent Liaison - Stipended	\$ 52,000	\$ -	\$ 52,000	\$ 20,160
Community Schools Coordinators	\$ 630,000	\$ -	\$ 630,000	\$ 391,000
District Support Specialists (Student Supports)	\$ 282,000	\$ -	\$ 282,000	\$ 195,905
Parent Academy Director	\$ 120,000	\$ -	\$ 120,000	\$ -
Family Institute/Parent Academy Stipends	\$ 394,000	\$ -	\$ 394,000	\$ -
Alternative ED Program Expansion	\$ -	\$ 1,250,000	\$ 1,250,000	\$ 500,000
Parent Academy Supplies	\$ 85,600	\$ -	\$ 85,600	\$ -
School Based Community Services	\$ 400,000	\$ -	\$ 400,000	\$ -
Facility Area Managers	\$ 178,380	\$ -	\$ 178,380	\$ -
Districtwide HVAC Investment	\$ -	\$ 10,000,000	\$ 10,000,000	\$ -

Description	General Fund	Esser II & III	FY24 TOTAL	General Fund
Asst Supt for Student Support Services	\$ -	\$ -	\$ -	\$ 175,000
Asst Supt for School Leadership	\$ 163,963	\$ -	\$ 163,963	\$ 175,000
Human Resource Director	\$ -	\$ -	\$ -	\$ 130,000
Academic Chair - MLL- LHS	\$ -	\$ -	\$ -	\$ 130,000
Substitute Teachers - Long-Term	\$ 1,000,000	\$ -	\$ 1,000,000	\$ 1,200,000
Paraprofessionals - SPED 1 to 1	\$ 807,185	\$ -	\$ 807,185	\$ 983,382
Districtwide Summer Program	\$ -	\$ 700,000	\$ 700,000	\$ 1,000,000
Guidance Counselors	\$ 2,326,704	\$ -	\$ 2,326,704	\$ 2,510,571
Social Worker - Family Resource Center	\$ -	\$ -	\$ -	\$ 110,000
Contracted Transportation - Regular Education	\$ 5,782,747	\$ 350,000	\$ 6,132,747	\$ 6,501,700
Contracted Transportation - Special Education	\$ 6,801,578	\$ -	\$ 6,801,578	\$ 7,350,342
Transportation Router	\$ 63,045	\$ -	\$ 63,045	\$ 70,000
Coaches - Interscholastic	\$ 550,000	\$ -	\$ 550,000	\$ 570,000
Deputy Facilities Director	\$ -	\$ -	\$ -	\$ 95,000
Junior Custodian (Facilities Department)	\$ -	\$ -	\$ -	\$ 55,000
Health/Dental Insurance Premiums & Other Fees	\$ 22,828,316	\$ -	\$ 22,828,316	\$ 24,304,028
Capital Improvements	\$ 100,000	\$ -	\$ 100,000	\$ 200,000
Salary Adjustments	\$ -	\$ -	\$ -	\$ 150,000

# Lowell Public Schools

	FY 24					FY 25						
	FTE	General Fund	FY24 FTE	Grants/Offsets	FY24 FTE	Esser II & III	FTE	General Fund	FY25 FTE	Grants/Offsets	FY25 FTE	Esser II & III
Administration (1XXX Series)												
1110: School Committee Personnel												
School Committee Member Stipends		\$ 72,000		\$ -		\$ -		\$ 72,000		\$ -		\$ -
School Committee Secretary		\$ 25,000		\$ -		\$ -		\$ 25,000		\$ -		\$ -
Total Personnel:		\$ 97,000		\$ -		\$ -		\$ 97,000		\$ -		\$ -
SC Sponsored International Education Tours		\$ 100,000		\$ -		\$ -				\$ -		\$ -
SC Sponsored Staff Appreciation Event		\$ 25,000		\$ -		\$ -		\$ 5,000		\$ -		\$ -
SC Sponsored Field Trips		\$ 435,000		\$ -		\$ -		\$ -		\$ -		\$ -
MGL C44 S64 Delayed Bills		\$ 200,000		\$ -		\$ -		\$ -		\$ -		\$ -
Expenses		\$ 10,000		\$ -		\$ -		\$ 10,000		\$ -		\$ -
Memberships		\$ 10,000		\$ -		\$ -		\$ 10,000		\$ -		\$ -
Subscriptions		\$ -		\$ -		\$ -		\$ -		\$ -		\$ -
Supplies		\$ -		\$ -		\$ -		\$ -		\$ -		\$ -
Total Non-Personnel:		\$ 780,000		\$ -		\$ -		\$ 25,000		\$ -		\$ -
Notes:												
Removed: SC sponsored field trips (14,500 students at \$30/student)												
Removed: Per motions by SC, add line items for international education tours, staff appreciation and delayed bills												
No subscriptions for SC have been charged in recent years												
Expense line includes MASS conference expense, FS catering, inauguration, gifts, name plates, national AASA conference												
Membership line includes annual renewal of MASC by-law renewal (online policies)												
TOTAL:	\$	877,000	\$	-	\$	-	\$	122,000	\$	-	\$	-

1200: Superintendent Personnel																		
Superintendent of Schools	1.0	\$	240,531	0.0	\$	-	0.0	\$	-	1.0	\$	230,000	0.0	\$	-	0.0	\$	-
Asst Supt for Operations	1.0	\$	201,600	0.0	\$	-	0.0	\$	-	1.0	\$	206,137	0.0	\$	-	0.0	\$	-
Asst Supt for Academics	1.0	\$	176,391	0.0	\$	-	0.0	\$	-	1.0	\$	185,770	0.0	\$	-	0.0	\$	-
Asst Supt for Student Support Services										1.0	\$	175,000	0.0	\$	-	0.0	\$	-
Asst Supt for School Leadership	1.0	\$	163,963	0.0	\$	-	0.0	\$	-	1.0	\$	175,000	0.0	\$	-	0.0	\$	-
School Business Administrator	1.0	\$	180,359	0.0	\$	-	0.0	\$	-	1.0	\$	175,000	0.0	\$	-	0.0	\$	-
Chief of Equity	1.0	\$	160,354	0.0	\$	-	0.0	\$	-	1.0	\$	171,424	0.0	\$	-	0.0	\$	-
Total Personnel:	6.0	\$	1,123,198	0.0	\$	-	0.0	\$	-	7.0	\$	1,318,331	0.0	\$	-	0.0	\$	-

Non-Personnel																
Advertising		\$	20,000		\$	-		\$	-		\$	20,000		\$	-	
Contracted Services (District-Wide)		\$	25,000		\$	-		\$	-		\$	25,000		\$	-	
Expenses		\$	10,000		\$	-		\$	-		\$	10,000		\$	-	
Memberships		\$	30,000		\$	-		\$	-		\$	30,000		\$	-	
In-State Travel (District-Wide)		\$	31,000		\$	-		\$	-		\$	31,000		\$	-	
Supplies		\$	3,500		\$	-		\$	-		\$	3,500		\$	-	
Total Non-Personnel:						\$	119,500		\$	-		\$	119,500		\$	-

*Notes:*

\*Non-salary accounts were updated using historical spending trends

\*Contracted Services includes costs for back to school events (rentals), finance bond coverage, TSA consulting, etc.

\*Membership acct includes MASBO, MASS, MVSA, MASC, LANDLAW, URBAN NETWORK, AASA, Precision Weather, Mass Ptshps for Youth, MAPT, Coalition of Schools ED

\*Expenses includes water rentals, notary packages, printing, employment law packages, miscellaneous

\*In State Travel covers mile reimbursements for LSAA and other staff

\*Supplies covers various office supplies, SC folders, ink and envelopes

<b>TOTAL:</b>	6.0	\$	1,242,698	0.0	\$	-	0.0	\$	-	7.0	\$	1,437,831	0.0	\$	-	0.0	\$	-
---------------	-----	----	-----------	-----	----	---	-----	----	---	-----	----	-----------	-----	----	---	-----	----	---

<b>1400: Finance and Administrative Services Personnel</b>												
<b>Finance &amp; Operations (1410):</b>												
Deputy CFO	1.0	\$	96,590	0.0	\$	-	0.0	\$	-	0.0	\$	-
Internal Auditor	0.5	\$	36,744	0.5	\$	36,744	0.0	\$	-	0.5	\$	38,834
Grants Manager	0.0	\$	-	1.0	\$	77,067	0.0	\$	-	1.0	\$	77,067
Budget & Fund Analyst	1.0	\$	90,000	0.0	\$	-	0.0	\$	-	1.0	\$	90,000
Mail Courier	1.0	\$	40,903	0.0	\$	-	0.0	\$	-	1.0	\$	43,837
Finance Officer- Payroll	1.0	\$	74,073	0.0	\$	-	0.0	\$	-	1.0	\$	79,612
Bursar/Financial Specialist - LHS	1.0	\$	54,307	0.0	\$	-	0.0	\$	-	1.0	\$	57,375
Clerical Staff - Central Administration	23.0	\$	1,256,030	3.0	\$	163,830	0.0	\$	-	23.0	\$	1,326,665
Clerical Staff - Special Education	7.0	\$	382,270	2.0	\$	109,220	0.0	\$	-	7.0	\$	403,768
Clerical Substitutes & Overtime	0.0	\$	30,000	0.0	\$	-	0.0	\$	-	0.0	\$	30,300
Substitute Teacher Calling	0.0	\$	15,000	0.0	\$	-	0.0	\$	-	0.0	\$	15,150
<b>Human Resources (1420):</b>												
Recruitment and Onboarding	1.0	\$	100,000							0.0	\$	-
Human Resource Director	0.0	\$	-							1.0	\$	130,000
Human Relations Generalist	2.0	\$	165,610	0.0	\$	-	0.0	\$	-	2.0	\$	172,316
Assistant HR Director	1.0	\$	88,325	0.0	\$	-	0.0	\$	-	0.0	\$	-
<b>Legal Counsel (1430):</b>												
Staff Counsel for Student Services	1.5	\$	183,912	0.5	\$	61,198	0.0	\$	-	1.5	\$	189,539
<b>Technology - Districtwide (1450):</b>												
Director of Technology	1.0	\$	123,307	0.0	\$	-	0.0	\$	-	1.0	\$	128,323
Manager of ICTS	1.0	\$	105,457	0.0	\$	-	0.0	\$	-	1.0	\$	110,117
Network Manager	1.0	\$	89,430	0.0	\$	-	0.0	\$	-	1.0	\$	92,849
Assistant Network Manager	1.0	\$	76,606	0.0	\$	-	0.0	\$	-	1.0	\$	79,897
Helpdesk Manager	1.0	\$	60,852	0.0	\$	-	0.0	\$	-	1.0	\$	63,986
District Webmaster	1.0	\$	77,506	0.0	\$	-	0.0	\$	-	0.0	\$	-
Media Technology Support Liaisons	3.0	\$	215,686	0.0	\$	-	0.0	\$	-	3.0	\$	225,418
Computer Repair Technician - LHS	1.0	\$	72,729	0.0	\$	-	0.0	\$	-	1.0	\$	76,863
Part-Time Computer Repair Tech	2.0	\$	70,000	0.0	\$	-	0.0	\$	-	4.0	\$	93,600
Database and Systems Administrator	1.0	\$	89,145	0.0	\$	-	0.0	\$	-	1.0	\$	92,561
Data Analyst (1 @ LHS & 1 Central Office)	1.0	\$	85,000	1.0	\$	49,201	0.0	\$	-	1.0	\$	88,375
Application Specialist - City MIS	1.0	\$	71,000	0.0	\$	-	0.0	\$	-	0.0	\$	-
Scheduler - LHS	1.0	\$	92,129	0.0	\$	-	0.0	\$	-	1.0	\$	95,575
Food Service Offset	0.0	\$	-	0.0	\$	-	0.0	\$	-	0.0	\$	-
<b>Total Personnel:</b>	57.0	\$	3,842,611	8.0	\$	497,260	0.0	\$	-	55.0	\$	3,724,960
<i>Notes:</i>												
*The 240 grant covers .5 of one of the two staff counsel positions												
<b>TOTAL:</b>	57.0	\$	3,842,611	8.0	\$	497,260	0.0	\$	-	55.0	\$	3,724,960



<b>Non-Personnel</b>								
<b>Finance &amp; Operations (1410):</b>								
Postage	\$	60,000	\$	-	\$	-	\$	-
Central Office Supplies	\$	25,000	\$	-	\$	-	\$	-
Data Processing Forms/Supplies	\$	15,000	\$	-	\$	-	\$	-
Printing & Binding	\$	15,000	\$	-	\$	-	\$	-
Contracted Services- Fair Student Funding	\$	10,000	\$	-	\$	-	\$	-
Contracted Services - Financial Audit	\$	35,000	\$	-	\$	-	\$	-
Contracted Services - Miscellaneous	\$	80,000	\$	-	\$	-	\$	-
<b>Human Resources (1420):</b>								
Recruitment Expenses/Advertising	\$	50,000	\$	-	\$	-	\$	-
Out of State CORI	\$	5,000	\$	-	\$	-	\$	-
<b>Legal Service for School Committee (1430):</b>								
Contracted Services - Legal	\$	15,000	\$	-	\$	-	\$	-
<b>Administrative Technology- Districtwide (1450):</b>								
Computer Contracted Services - Admin.	\$	84,000	\$	-	\$	-	\$	-
Computer Hardware - Admin.	\$	118,500	\$	-	\$	-	\$	-
Computer Software - Admin.	\$	570,400	\$	-	\$	-	\$	-
Internet Service Provider	\$	123,200	\$	-	\$	-	\$	-
Program & Analytical Services	\$	1,000	\$	-	\$	-	\$	-
Photocopier Maintenance/Service	\$	693,000	\$	-	\$	-	\$	-
Photocopier Purchase	\$	-	\$	-	\$	-	\$	-
<b>Total Non-Personnel:</b>	\$	1,900,100	\$	-	\$	-	\$	-

**Notes:**

- \*Tech increased due to increased need for ransomware and cyber security and increased budget for parts
- \*Increased HR needs including CORI checks, recruitment expenses and initiatives
- \*There hasn't been a supply acct for central office which results in surveys, paper, planners, printing supplies, office supplies, etc to be charged to incorrect accts
- \*The significant investment in technology and 1 to 1 devices has demanded that we also increase technology costs such as infrastructure and firewalls.
- \*Contrary to past years, we now have every student working on devices which demands more tech support
- \*Removed funds to conduct a wage study, student data reporting and end of year report consulting in contracted services (miscellaneous)
- \*Printing & Binding needs to increase to allow for budget printing, communication throughout the year, paper, ink
- \*Legal includes constables, sureties and certified mail

<b>TOTAL:</b>	\$	5,742,711	\$	497,260	\$	-	\$	5,545,060	\$	499,350	\$	-
---------------	----	-----------	----	---------	----	---	----	-----------	----	---------	----	---

## INSTRUCTION (21/22XX Series)

Instructional Leadership  
Personnel

<b>Curriculum Directors (2110):</b>
Coordinator of Student Support Services - LHS
Coordinator of Early Childhood
Discipline & Operations Specialist - LHS
Community Schools Program Manager
Coordinator-Social Emotional Learning
Coordinator of Mathematics
Coordinator of MLE Programs
Coordinator of English Language Arts
Coordinator of Science
Coordinator of Special Programs
Coordinator of Data Analysis
District Curriculum Support Specialists (ELA)
District Curriculum Support Specialists (Math)
District Curriculum Support Specialists (Science/SS)
Director of Research & Accountability
<b>Department Heads (2120):</b>
Academic Chair - English - LHS
Academic Chair - Fine Arts - LHS
Academic Chair - Mathematics - LHS
Academic Chair - Physical Education - LHS
Academic Chair - MLL- LHS
Academic Chair - Science - LHS
Academic Chair - Social Studies - LHS
Academic Chair - Special Education - LHS
Academic Chair -World Language - LHS
<b>District Leaders:</b>
Director of Student Health and Wellness
Director of Student Engagement Center
Director of English Language Services
Director of Special Education
Assistant Director of Special Education

1.0	\$	133,187	0.0	\$	-	0.0	\$	-
1.0	\$	126,706	0.0	\$	-	0.0	\$	-
1.0	\$	109,123	0.0	\$	-	0.0	\$	-
0.0	\$	-	1.0	\$	87,469	0.0	\$	-
1.0	\$	117,039	0.0	\$	-	0.0	\$	-
1.0	\$	124,932	0.0	\$	-	0.0	\$	-
1.0	\$	133,333	0.0	\$	-	0.0	\$	-
1.0	\$	121,772	0.0	\$	-	0.0	\$	-
1.0	\$	119,150	0.0	\$	-	0.0	\$	-
0.0	\$	-	1.0	\$	134,373	0.0	\$	-
1.0	\$	120,000	0.0	\$	-	0.0	\$	-
2.0	\$	220,000	0.0	\$	-	0.0	\$	-
2.0	\$	220,000	0.0	\$	-	0.0	\$	-
2.0	\$	220,000	0.0	\$	-	0.0	\$	-
1.0	\$	130,279	0.0	\$	-	0.0	\$	-
1.0	\$	129,926	0.0	\$	-	0.0	\$	-
1.0	\$	124,143	0.0	\$	-	0.0	\$	-
1.0	\$	128,346	0.0	\$	-	0.0	\$	-
1.0	\$	129,926	0.0	\$	-	0.0	\$	-
0.0	\$	-	0.0	\$	-	0.0	\$	-
1.0	\$	129,926	0.0	\$	-	0.0	\$	-
1.0	\$	124,913	0.0	\$	-	0.0	\$	-
1.0	\$	128,346	0.0	\$	-	0.0	\$	-
1.0	\$	128,070	0.0	\$	-	0.0	\$	-
0.0	\$	-	1.0	\$	120,000	0.0	\$	-
1.0	\$	130,000	0.0	\$	-	0.0	\$	-
1.0	\$	130,000	0.0	\$	-	0.0	\$	-
1.0	\$	142,209	0.0	\$	-	0.0	\$	-
1.0	\$	110,194	1.0	\$	120,823	0.0	\$	-

1.0	\$	137,044	0.0	\$	-	0.0	\$	-
1.0	\$	130,498						
1.0	\$	112,739	0.0	\$	-	0.0	\$	-
0.0	\$	-	1.0	\$	87,469	0.0	\$	-
1.0	\$	120,734	0.0	\$	-	0.0	\$	-
1.0	\$	129,981	0.0	\$	-	0.0	\$	-
1.0	\$	128,629	0.0	\$	-	0.0	\$	-
1.0	\$	126,757	0.0	\$	-	0.0	\$	-
1.0	\$	127,565	0.0	\$	-	0.0	\$	-
0.0	\$	-	1.0	\$	134,373	0.0	\$	-
1.0	\$	123,725	0.0	\$	-	0.0	\$	-
2.0	\$	232,787	0.0	\$	-	0.0	\$	-
1.0	\$	118,274	0.0	\$	-	0.0	\$	-
1.0	\$	117,473	0.0	\$	-	0.0	\$	-
0.0	\$	-	0.0	\$	-	0.0	\$	-
1.0	\$	133,750	0.0	\$	-	0.0	\$	-
1.0	\$	127,909	0.0	\$	-	0.0	\$	-
1.0	\$	132,154	0.0	\$	-	0.0	\$	-
1.0	\$	133,750	0.0	\$	-	0.0	\$	-
1.0	\$	130,000	0.0	\$	-	0.0	\$	-
1.0	\$	133,750	0.0	\$	-	0.0	\$	-
1.0	\$	128,687	0.0	\$	-	0.0	\$	-
1.0	\$	132,154	0.0	\$	-	0.0	\$	-
1.0	\$	131,876	0.0	\$	-	0.0	\$	-
0.0	\$	-	1.0	\$	123,725	0.0	\$	-
1.0	\$	136,470	0.0	\$	-	0.0	\$	-
1.0	\$	133,825	0.0	\$	-	0.0	\$	-
1.0	\$	146,156	0.0	\$	-	0.0	\$	-
1.0	\$	113,821	1.0	\$	120,823	0.0	\$	-

Total Personnel:

29.0	\$	3,552,729	4.0	\$	462,665	0.0	\$	-
------	----	-----------	-----	----	---------	-----	----	---

26.0	\$	3,320,510	4.0	\$	466,390	0.0	\$	-
------	----	-----------	-----	----	---------	-----	----	---

TOTAL:

29.0	\$	3,552,729	4.00	\$	462,665	0.00	\$	-
------	----	-----------	------	----	---------	------	----	---

26.0	\$	3,320,510	4.00	\$	466,390	0.00	\$	-
------	----	-----------	------	----	---------	------	----	---

<b>2200: Principals/School Leadership Personnel</b>												
<b>Elementary and Middle Schools:</b>												
Lead Principal Stipend	0.0	\$ 10,000	0.0	\$ -	0.0	\$ -	0.0	\$ 10,100	0.0	\$ -	0.0	\$ -
Principals	23.0	\$ 2,768,538	0.0	\$ -	0.0	\$ -	23.0	\$ 3,108,774	0.0	\$ -	0.0	\$ -
Assistant Principals	22.0	\$ 2,731,859	0.0	\$ -	5.0	\$ 574,000	28.0	\$ 3,457,110	0.0	\$ -	0.0	\$ -
Title 1 Director	0.0	\$ -	0.2	\$ 30,314	0.0	\$ -	0.0	\$ -	1.0	\$ 120,000	0.0	\$ -
School Clerks	39.0	\$ 1,878,668	1.0	\$ 49,553	0.0	\$ -	39.0	\$ 1,995,930	1.0	\$ 49,553	0.0	\$ -
Principal Merit Increases	0.0	\$ 17,057	0.0	\$ -	0.0	\$ -	0.0	\$ 17,228	0.0	\$ -	0.0	\$ -
<b>Lowell High School:</b>												
Head of School	1.0	\$ 146,370	0.0	\$ -	0.0	\$ -	1.0	\$ 168,713	0.0	\$ -	0.0	\$ -
House Assistant Principals - LHS	4.0	\$ 532,616	0.0	\$ -	0.0	\$ -	4.0	\$ 548,042	0.0	\$ -	0.0	\$ -
Associate Head of School	1.0	\$ 133,583	0.0	\$ -	0.0	\$ -	1.0	\$ 140,250	0.0	\$ -	0.0	\$ -
Freshman Academy Assistant Principal- LHS	1.0	\$ 105,000	0.0	\$ -	0.0	\$ -	1.0	\$ 132,470	0.0	\$ -	0.0	\$ -
Student Services Specialist -LHS	7.0	\$ 682,819	0.0	\$ -	0.0	\$ -	7.0	\$ 757,000	0.0	\$ -	0.0	\$ -
<b>Alternative Schools/Programs:</b>												
Alternative School Principal - BRIDGE	1.0	\$ 120,000	0.0	\$ -	0.0	\$ -	1.0	\$ 125,000	0.0	\$ -	0.0	\$ -
Alternative School Principal - Career Academy	1.0	\$ 123,075	0.0	\$ -	0.0	\$ -	1.0	\$ 129,858	0.0	\$ -	0.0	\$ -
Alternative School Coordinator - Laura Lee	1.0	\$ 117,464	0.0	\$ -	0.0	\$ -	1.0	\$ 121,164	0.0	\$ -	0.0	\$ -
Alternative School Coordinator - CSA Day School	1.0	\$ 124,670	0.0	\$ -	0.0	\$ -	1.0	\$ 131,328	0.0	\$ -	0.0	\$ -
Alternative School Coordinator - Leblanc	0.0	\$ -	1.0	\$ 121,240	0.0	\$ -	0.0	\$ -	1.0	\$ 126,215	0.0	\$ -
<i>Total Personnel:</i>	102.0	\$ 9,491,719	2.2	\$ 201,107	5.0	\$ 574,000	108.0	\$ 10,842,966	3.0	\$ 295,768	0.0	\$ -
<b>TOTAL:</b>	102.0	\$ 9,491,719	2.2	\$ 201,107	5.0	\$ 574,000	108.0	\$ 10,842,966	3.0	\$ 295,768	0.0	\$ -

**TEACHERS (2305 Series)**

Personnel												
<b>Classroom Teachers:</b>												
Pre-K Teachers	26.0	\$	2,173,640	0.0	\$	-	0.0	\$	-	0.0	\$	-
Kindergarten Teachers	52.0	\$	4,347,280	0.0	\$	-	0.0	\$	-	0.0	\$	-
Elementary Classroom Teachers	208.0	\$	17,389,120	0.0	\$	-	0.0	\$	-	0.0	\$	-
English Language Learner Teachers	112.5	\$	9,405,174	0.0	\$	-	0.0	\$	-	0.0	\$	-
Middle School Teachers	211.0	\$	17,639,925	0.0	\$	-	0.0	\$	-	0.0	\$	-
Mathematics Teachers	30.0	\$	2,508,046	0.0	\$	-	0.0	\$	-	0.0	\$	-
Science Teachers	29.0	\$	2,424,445	0.0	\$	-	0.0	\$	-	0.0	\$	-
STEM Resource	0.0	\$	-	0.0	\$	-	0.0	\$	-	0.0	\$	-
Social Studies Teachers	27.0	\$	2,257,242	0.0	\$	-	0.0	\$	-	0.0	\$	-
English Teachers	32.0	\$	2,676,249	0.0	\$	-	0.0	\$	-	0.0	\$	-
Native Language Support Teachers	1.0	\$	86,000	0.0	\$	-	0.0	\$	-	0.0	\$	-
Foreign Language Teachers	17.0	\$	1,421,226	0.0	\$	-	0.0	\$	-	0.0	\$	-
Business Education Teachers	5.0	\$	418,008	0.0	\$	-	0.0	\$	-	0.0	\$	-
In-House Suspension Teachers	1.0	\$	83,602	0.0	\$	-	0.0	\$	-	0.0	\$	-
Teacher - Other (PBR Teachers, Interventionists, etc)	6.0	\$	142,943	0.0	\$	-	20.0	\$	1,892,000			
<b>Allied Art Teachers:</b>												
Art Teachers	30.4	\$	2,537,307	0.0	\$	-	0.0	\$	-	0.0	\$	-
Music Teachers	26.3	\$	2,194,541	0.0	\$	-	0.0	\$	-	0.0	\$	-
Dance Teachers	4.0	\$	334,406	0.0	\$	-	0.0	\$	-	0.0	\$	-
Drama Teachers	2.0	\$	167,203	0.0	\$	-	0.0	\$	-	0.0	\$	-
Content Literacy	11.0	\$	919,617	0.0	\$	-	0.0	\$	-	0.0	\$	-
Technology Education Teachers	12.0	\$	1,003,219	0.0	\$	-	0.0	\$	-	0.0	\$	-
Instructional Technology Specialists	4.0	\$	334,406	0.0	\$	-	0.0	\$	-	0.0	\$	-
Physical Education / Health Teachers	56.0	\$	4,707,384	0.0	\$	-	0.0	\$	-	0.0	\$	-
<b>Special Education Teachers:</b>												
Special Education Teachers	240.0	\$	20,064,371	0.0	\$	-	0.0	\$	-	0.0	\$	-
Hearing Impaired Teachers	2.0	\$	172,000	0.0	\$	-	0.0	\$	-	0.0	\$	-
Vision Impaired Teachers	1.0	\$	86,000	0.0	\$	-	0.0	\$	-	0.0	\$	-
<b>Other Instructional Program Teachers:</b>												
Jr. Air Force R.O.T.C. Instructors - LHS	4.0	\$	344,000	0.0	\$	-	0.0	\$	-	0.0	\$	-
Culinary Arts/Consumer Science Teachers	3.0	\$	250,805	0.0	\$	-	0.0	\$	-	0.0	\$	-
Video Production Teacher - LHS*	0.0	\$	-	1.0	\$	86,000	0.0	\$	-	0.0	\$	-
Digital Media Producer*	0.0	\$	-	1.0	\$	61,654	0.0	\$	-	0.0	\$	-
Early Childhood Coordinator/Expansion	1.0	\$	100,000	0.0	\$	-	0.0	\$	1,000,000			
Miscellaneous Stipends	0.0	\$	-	0.0	\$	-	0.0	\$	-	0.0	\$	-
Contractual Increases (step, cba, etc.)	0.0	\$	11,500,000	0.0	\$	-	0.0	\$	-	0.0	\$	-
<b>Total Personnel:</b>	<b>1154.1</b>	<b>\$</b>	<b>108,860,809</b>	<b>2.0</b>	<b>\$</b>	<b>147,654</b>	<b>20.0</b>	<b>\$</b>	<b>2,892,000</b>	<b>1175.0</b>	<b>\$</b>	<b>114,125,108</b>
<b>TOTAL:</b>	<b>1154.1</b>	<b>\$</b>	<b>108,860,809</b>	<b>2.0</b>	<b>\$</b>	<b>147,654</b>	<b>20.0</b>	<b>\$</b>	<b>2,892,000</b>	<b>1175.0</b>	<b>\$</b>	<b>114,125,108</b>

**Notes:**

\*Recruitment and retention include contractual increases

\*Early Childhood Expansion includes \$500,000 for additional seats with community partners

<b>Personnel</b>												
<b>Medical/Therapeutic Services (2320):</b>												
Special Ed Family Advocate	0.0	\$ -	1.0	\$ 58,943	0.0	\$ -	0.0	\$ -	1.0	\$ 62,672	0.0	\$ -
Occupational / Physical Therapists	13.0	\$ 1,262,738	0.0	\$ -	0.0	\$ -	13.0	\$ 1,308,191	0.0	\$ -	0.0	\$ -
Certified OT Assistants (COTA)	3.0	\$ 144,429	0.0	\$ -	0.0	\$ -	3.0	\$ 153,448	0.0	\$ -	0.0	\$ -
Speech Pathologists & Therapists	30.0	\$ 2,858,664	0.0	\$ -	0.0	\$ -	30.0	\$ 2,963,001	0.0	\$ -	0.0	\$ -
Speech Language Pathologist Assistant (SLPA)	3.0	\$ 141,366	0.0	\$ -	0.0	\$ -	3.0	\$ 150,354	0.0	\$ -	0.0	\$ -
Sign Language Interpreters	1.0	\$ 45,188	0.0	\$ -	0.0	\$ -	1.0	\$ 48,165	0.0	\$ -	0.0	\$ -
Behavioral Certified Behavioral Analyst (BCBA)	13.0	\$ 1,343,893	2.0	\$ 209,953	0.0	\$ -	13.0	\$ 1,390,157	2.0	\$ 209,953	0.0	\$ -
Behavior Specialists	1.0	\$ 90,000	0.0	\$ -	0.0	\$ -	1.0	\$ 93,425	0.0	\$ -	0.0	\$ -
Evaluation Team Chairpersons	14.0	\$ 1,617,075	1.0	\$ 107,805	0.0	\$ -	14.0	\$ 1,668,596	1.0	\$ 107,805	0.0	\$ -
Building Based Sub Supplement	0.0	\$ -	0.0	\$ -	10.0	\$ 470,000	3.0	\$ 124,986	0.0	\$ -	0.0	\$ -
Substitute Teachers - Day-to-Day	0.0	\$ 1,200,000	0.0	\$ -	0.0	\$ 1,400,000	0.0	\$ 2,600,000	0.0	\$ -	0.0	\$ -
Substitute Teachers - Long-Term	0.0	\$ 1,000,000	0.0	\$ -	0.0	\$ -	0.0	\$ 1,200,000	0.0	\$ -	0.0	\$ -
<b>Paraprofessionals (2330):</b>												
Paraprofessionals - Special Education	201.0	\$ 6,513,640	48.0	\$ 1,593,600	0.0	\$ -	199.0	\$ 7,016,301	48.0	\$ 1,593,600	0.0	\$ -
Paraprofessionals - SPED 1 to 1	25.0	\$ 807,185	0.0	\$ -	0.0	\$ -	30.0	\$ 983,382	0.0	\$ -	0.0	\$ -
Paraprofessionals - Regular Education	191.0	\$ 6,039,595	0.0	\$ -	49.0	\$ 1,600,000	225.0	\$ 7,657,266	0.0	\$ -	0.0	\$ -
Paraprofessionals - ELL	33.0	\$ 1,074,453	0.0	\$ -	0.0	\$ -	28.0	\$ 1,168,523	0.0	\$ -	0.0	\$ -
COTA (OT Assistant)	0.0	\$ -	0.0	\$ -	0.0	\$ -	0.0	\$ -	0.0	\$ -	0.0	\$ -
SLPA (Speech Assistant)	0.0	\$ -	0.0	\$ -	0.0	\$ -	0.0	\$ -	0.0	\$ -	0.0	\$ -
<b>Librarians/Media Center Directors (2340):</b>												
Library Media Specialist	1.0	\$ 88,355	0.0	\$ -	14.0	\$ 1,500,000	2.0	\$ 173,226	0.0	\$ -	0.0	\$ -
Library Aides	0.0	\$ -	0.0	\$ -	0.0	\$ -	0.0	\$ -	0.0	\$ -	0.0	\$ -
Library Services	0.0	\$ -	0.0	\$ -	0.0	\$ -	0.0	\$ -	0.0	\$ -	0.0	\$ -
<b>Intervention/Enrichment:</b>												
Extended Learning Time (1.5 Additional Days)	0.0	\$ -	0.0	\$ -	0.0	\$ 2,000,000	0.0	\$ -	0.0	\$ -	0.0	\$ -
Twilight Program (After School)	0.0	\$ -	0.0	\$ -	0.0	\$ 1,650,000	0.0	\$ 1,650,000	0.0	\$ -	0.0	\$ -
Districtwide Summer Program	0.0	\$ -	0.0	\$ -	0.0	\$ 700,000	0.0	\$ 1,000,000	0.0	\$ -	0.0	\$ -
Summer and AS Supplies & CS	0.0	\$ -	0.0	\$ -	0.0	\$ -	0.0	\$ -	0.0	\$ -	0.0	\$ -
Tutors - Intervention / Enrichment (15 hrs/wk)	75.0	\$ 1,890,000	18.0	\$ 453,600	28.0	\$ 740,000	89.0	\$ 2,242,800	18.0	\$ 453,600	0.0	\$ -
Tutors - English Language Learners	0.0	\$ -	18.0	\$ 544,320	0.0	\$ -	0.0	\$ -	10.0	\$ 302,400	0.0	\$ -
Tutors - 18 hrs/wk	59.0	\$ 1,829,000	0.0	\$ -	0.0	\$ -	48.0	\$ 1,360,800	0.0	\$ -	0.0	\$ -
Stipends - Homebound Instruction	0.0	\$ 73,150	0.0	\$ -	0.0	\$ -	0.0	\$ 73,882	0.0	\$ -	0.0	\$ -
Stipends - Homebound Instruction (Special Education)	0.0	\$ 41,097	0.0	\$ -	0.0	\$ -	0.0	\$ 41,508	0.0	\$ -	0.0	\$ -
Stipends - Out-of-School PLC	0.0	\$ -	0.0	\$ 45,000	0.0	\$ -	0.0	\$ -	0.0	\$ 45,000	0.0	\$ -
Stipends - Academy Lead Teachers - LHS	0.0	\$ -	0.0	\$ -	0.0	\$ -	0.0	\$ -	0.0	\$ -	0.0	\$ -
Stipends - ELL Lead Teachers	0.0	\$ -	0.0	\$ 82,000	0.0	\$ -	0.0	\$ -	0.0	\$ 82,000	0.0	\$ -
Stipends - STEM Leads in K-8 Buildings	0.0	\$ -	0.0	\$ 75,600	0.0	\$ -	0.0	\$ -	0.0	\$ 75,600	0.0	\$ -
<b>Total Personnel:</b>	663.0	\$ 28,059,828	88.0	\$ 3,170,821	101.0	\$ 10,060,000	702.0	\$ 35,068,010	80.0	\$ 2,932,630	0.0	\$ -
<b>Notes:</b>												
*Substitute costs will be reduced due to rate decrease for post covid												
<b>TOTAL:</b>	663.0	\$ 28,059,828	88.0	\$ 3,170,821	101.0	\$ 10,060,000	702.0	\$ 35,068,010	80.0	\$ 2,932,630	0.0	\$ -

**PROFESSIONAL DEVELOPMENT (2350 Series)**

<b>Coaching/Curriculum Support (2352):</b>												
Principal Mentors	0.0	\$ -	0.0	\$ 14,400	0.0	\$ -	0.0	\$ -	0.0	\$ 14,400	0.0	\$ -
Other PD Coaches	3.0	\$ 295,967	0.0	\$ -	0.0	\$ -	2.0	\$ 198,969	0.0	\$ -	0.0	\$ -
Math Resource (Teachers) Coach	24.0	\$ 2,234,133	0.0	\$ -	0.0	\$ -	21.5	\$ 2,018,223	0.0	\$ -	0.0	\$ -
Tech Instructional Support Specialists	4.0	\$ 374,265	0.0	\$ -	0.0	\$ -	4.0	\$ 388,107	0.0	\$ -	0.0	\$ -
Instructional Specialist	0.0	\$ -	12.0	\$ 1,211,678	0.0	\$ -	0.0	\$ -	12.0	\$ 1,211,678	0.0	\$ -
Literacy Specialist	0.0	\$ -	15.0	\$ 1,512,119	0.0	\$ -	0.0	\$ -	16.0	\$ 1,512,119	0.0	\$ -
<b>Teacher Academy:</b>												
Teacher Academy Facilitator	0.0	\$ -	1.0	\$ 97,830	0.0	\$ -	0.0	\$ -	1.0	\$ 97,830	0.0	\$ -
Teacher Academy Mentor Stipends - K-8	0.0	\$ 49,000	0.0	\$ 81,674	0.0	\$ -	0.0	\$ 49,000	0.0	\$ 81,674	0.0	\$ -
Teacher Academy Mentor Stipends - LHS	0.0	\$ 34,200	0.0	\$ -	0.0	\$ -	0.0	\$ 34,200	0.0	\$ -	0.0	\$ -
Teacher Academy Instructor Stipends	0.0	\$ 70,000	0.0	\$ -	0.0	\$ -	0.0	\$ 70,000	0.0	\$ -	0.0	\$ -
Teacher Academy Completion Bonus	0.0	\$ 106,000	0.0	\$ -	0.0	\$ -	0.0	\$ 106,000	0.0	\$ -	0.0	\$ -
Teacher Academy Professional Development	0.0	\$ 6,000	0.0	\$ -	0.0	\$ -	0.0	\$ 6,000	0.0	\$ -	0.0	\$ -
Teacher Academy Miscellaneous		\$ 92,200	0.0	\$ -	0.0	\$ -		\$ 92,200	0.0	\$ -	0.0	\$ -
<b>Early Childhood:</b>												
Early Childhood Specialist	0.5	\$ 29,810	0.5	\$ 29,810	0.0	\$ -	0.5	\$ 29,810	0.5	\$ 29,810	0.0	\$ -
PEG Developer Coach	0.0	\$ -	1.0	\$ 89,655	0.0	\$ -	0.0	\$ -	1.0	\$ 89,655	0.0	\$ -
<b>District Curriculum Support Specialists (Coaching)</b>												
<i>Total Personnel:</i>	31.5	\$ 3,291,575	29.5	\$ 3,037,166	0.0	\$ -	28.0	\$ 2,992,509	30.5	\$ 3,037,166	0.0	\$ -
<i>Notes:</i>												
<b>Non-Personnel</b>												
Tuition Reimbursement		\$ 260,000		\$ -		\$ -		\$ 260,000		\$ -		\$ -
Professional Development - Leaders		\$ 186,500		\$ -		\$ -		\$ 93,250		\$ -		\$ -
Professional Development		\$ 120,000		\$ 80,000		\$ -		\$ 120,000		\$ 80,000		\$ -
<i>Total Non-Personnel:</i>		\$ 566,500		\$ 80,000		\$ -		\$ 473,250		\$ 80,000		\$ -
<i>Notes:</i>												
*Significant increase to new teachers demands additional funds in the Teacher Academy												
*Increased PD to allow for PD for financial literacy and substance abuse												
<b>TOTAL:</b>	31.5	\$ 3,858,075	29.5	\$ 3,117,166	0.0	\$ -	28.0	\$ 3,465,759	30.5	\$ 3,117,166	0.0	\$ -

**INSTRUCTIONAL MATERIALS, EQUIPMENT & TECHNOLOGY (24XX Series)**

<b>Non-Personnel</b>												
<b>Textbooks (2410):</b>												
Supplies & Textbooks - K-12		\$	500,000		\$	-		\$	-		\$	-
Textbooks - English Language Learners		\$	9,000		\$	-		\$	-		\$	-
<b>Other Instructional Materials (2415):</b>												
Supplies - Reading		\$	10,000		\$	-		\$	-		\$	-
Supplies-Special Ed		\$	45,000		\$	-		\$	-		\$	-
Supplies - Mathematics		\$	10,000		\$	-		\$	-		\$	-
Supplies - English Language Learners		\$	15,000		\$	-		\$	-		\$	-
School Based Allocations		\$	3,619,575		\$	-		\$	-		\$	-
TV Studio Supplies		\$	-		\$	83,070		\$	-		\$	-
<b>Instructional Hardware and Software (245X):</b>												
Computer Contracted Services - Instructional		\$	10,000		\$	-		\$	-		\$	-
Computer Hardware - Instructional		\$	605,000		\$	-		\$	-		\$	-
Computer Software - Instructional		\$	791,683		\$	150,000		\$	-		\$	-
Digital Investment - ESSER		\$	-		\$	-		\$	-		\$	-
<b>Contracted Services</b>												
Contracted Services - Special ED		\$	25,000		\$	-		\$	-		\$	-
Parent Education Program - Special Ed		\$	12,000		\$	-		\$	-		\$	-
Contracted Services - Hospitalized Children- SPED		\$	55,000		\$	-		\$	-		\$	-
Data Dashboard		\$	100,000		\$	-		\$	-		\$	-
<b>TOTAL:</b>	<b>0.0</b>	<b>\$</b>	<b>5,807,258</b>	<b>0.0</b>	<b>\$</b>	<b>233,070</b>	<b>0.0</b>	<b>\$</b>	<b>-</b>	<b>0.0</b>	<b>\$</b>	<b>-</b>
	<b>0.0</b>	<b>\$</b>	<b>5,729,983</b>	<b>0.0</b>	<b>\$</b>	<b>233,070</b>	<b>0.0</b>	<b>\$</b>	<b>-</b>	<b>0.0</b>	<b>\$</b>	<b>-</b>

*Notes:*

\*Tech costs increased due to purchase of hotspots, increased iReady assessment cost and investments in curriculum software

\*Field Trip admission fees covers the transportation and miscellaneous costs to the Tsongas Center. UML provides free admission.

\*Title IV will fund iReady

**GUIDANCE COUNSELING AND TESTING (27/28XX Series)**

Personnel																		
Guidance Counselors (2710):																		
Guidance Counselors	24.0	\$	2,326,704	0.0		0.0	\$	-	25.0	\$	2,510,571	0.0		0.0	\$	-		
Early College Coordinator	0.0	\$	-	1.0	\$	72,133	0.0	\$	-	0.0	\$	-	1.0	\$	72,133	0.0	\$	-
Clerk Schedulers - LHS	5.0	\$	239,060	0.0	\$	-	0.0	\$	-	5.0	\$	254,076	0.0	\$	-	0.0	\$	-
Psychological Services (2800):																		
Caseworker for the BRIDGE	1.0	\$	66,506	0.0	\$	-	0.0	\$	-	1.0	\$	69,696	0.0	\$	-	0.0	\$	-
Social Workers - Building Based	24.4	\$	2,419,602	1.6	\$	158,662	30.0	\$	3,000,000	45.4	\$	4,605,408	1.6	\$	158,662	0.0	\$	-
Social Worker - Family Resource Center										1.0	\$	110,000						
Crisis Intervention Specialist	0.0	\$	-	1.0	\$	106,026	0.0	\$	-	0.0	\$	-	1.0	\$	106,026	0.0	\$	-
Social Worker - SPED (Shared)	16.0	\$	1,597,200	1.0	\$	99,863	0.0	\$	-	16.0	\$	1,653,572	1.0	\$	99,863	0.0	\$	-
Climate Specialist (District & LHS)	2.0	\$	202,000	0.0	\$	-	0.0	\$	-	0.0	\$	-	0.0	\$	-	0.0	\$	-
Psychologists	13.0	\$	1,416,550	0.0	\$	-	0.0	\$	-	13.0	\$	1,463,541	0.0	\$	-	0.0	\$	-
Behavior Support Staff (eg. PBR Teachers)	14.5	\$	1,212,222	0.0	\$	-	0.0	\$	-	4.0	\$	347,257	0.0	\$	-	0.0	\$	-
Mental Health Support Staff	8.0	\$	771,184	0.0	\$	-	0.0	\$	-	5.0	\$	486,040	0.0	\$	-	0.0	\$	-
Total Personnel:	107.9	\$	10,251,027	4.6	\$	436,684	30.0	\$	3,000,000	115.4	\$	11,500,160	4.6	\$	436,684	0.0	\$	-
Notes:																		
Non-Personnel																		
SEL Telehealth Services		\$	160,000								\$	160,000						
Guidance Supplies - LHS		\$	1,000		\$	-		\$	-		\$	1,000		\$	-		\$	-
Testing-Special Ed		\$	16,000		\$	-		\$	-		\$	16,000		\$	-		\$	-
Total Non-Personnel:		\$	177,000		\$	-		\$	-		\$	177,000		\$	-		\$	-
Notes:																		
TOTAL:	107.9	\$	10,428,027	4.6	\$	436,684	30.0	\$	3,000,000	115.4	\$	11,677,160	4.6	\$	436,684	0.0	\$	-



**PUPIL SERVICES 3000 SERIES**

<b>Personnel</b>													
<b>Attendance and Parent Liaison Services (3100):</b>													
Family Resource Center Coordinator	1.0	\$	125,975	0.0	\$	-	0.0	\$	-	0.0	\$	-	0.0
Assistant FRC Coordinator													
Student Outreach Liaison	1.0	\$	50,000	0.0	\$	-	0.0	\$	-	0.0	\$	-	0.0
Community Outreach Strategist	1.0	\$	77,150	0.0	\$	-	0.0	\$	-	0.0	\$	-	0.0
Attendance Officer	1.0	\$	82,431	0.0	\$	-	0.0	\$	-	0.0	\$	-	0.0
Attendance Monitors	3.0	\$	118,378	0.0	\$	-	0.0	\$	-	0.0	\$	-	0.0
Bilingual Family Liaisons	2.0	\$	100,000	6.0	\$	314,400	0.0	\$	-	0.0	\$	-	0.0
Special Education Parent Liaison	1.0	\$	58,000	0.0	\$	-	0.0	\$	-	0.0	\$	-	0.0
Parent Liaison - Full Time	14.0	\$	518,000	0.0	\$	-	0.0	\$	-	0.0	\$	-	0.0
Parent Liaisons - Part Time (18 hrs/wk)	10.0	\$	151,200	0.0	\$	-	0.0	\$	-	0.0	\$	-	0.0
Parent Liaison - Stipended	13.0	\$	52,000	0.0	\$	-	0.0	\$	-	0.0	\$	-	0.0
Community Schools Coordinators	9.0	\$	630,000	0.0	\$	-	0.0	\$	-	0.0	\$	-	0.0
<b>Medical/Health Services (3200):</b>													
Nurses - Special Education	0.0	\$	-	7.0	\$	338,014	0.0	\$	-	0.0	\$	-	0.0
<b>Student Support:</b>													
District Support - Student Resource Center	1.0	\$	110,000	0.0	\$	-	0.0	\$	-	0.0	\$	-	0.0
District Support - SEL (Student Support)	0.0	\$	-	1.0	\$	100,000	0.0	\$	-	0.0	\$	-	0.0
District Support (SLIFE) - ELL (Student Support)	2.0	\$	228,381	0.0	\$	-	0.0	\$	-	0.0	\$	-	0.0
District Support Specialists (Student Supports)	3.0	\$	282,000	0.0	\$	-	0.0	\$	-	0.0	\$	-	0.0
<b>Adult Education</b>													
Director of Adult Education	1.0	\$	115,932	0.0	\$	-	0.0	\$	-	0.0	\$	-	0.0
Adult Education Teachers	5.0	\$	445,023	0.0	\$	-	0.0	\$	-	0.0	\$	-	0.0
<b>Other Pupil Services</b>													
Equity Stipends	0.0	\$	88,200	0.0	\$	-							
Parent Academy Director	1.0	\$	120,000	0.0	\$	-	0.0	\$	-	0.0	\$	-	0.0
Family Institute/Parent Academy Stipends	0.0	\$	394,000	0.0	\$	-	0.0	\$	-	0.0	\$	-	0.0
Latinx Scholars	0.0	\$	80,000	0.0	\$	-	0.0	\$	-	0.0	\$	-	0.0
Graduation Mentors and Attendance Intervention	4.0	\$	240,000	0.0	\$	-	0.0	\$	-	0.0	\$	-	0.0
Alternative ED Program Expansion	0.0	\$	-	0.0	\$	-	0.0	\$	1,250,000				
Vaccination Clinic	0.0	\$	35,000	0.0	\$	-	0.0	\$	-	0.0	\$	-	0.0
Dual Language Program Implementation	0.0	\$	50,000	0.0	\$	-	0.0	\$	-	0.0	\$	-	0.0
CLSP Coordinator/Program	1.0	\$	120,000	0.0	\$	-	0.0	\$	-	0.0	\$	-	0.0
<b>Total Personnel:</b>							78.0	\$	4,431,670	15.0	\$	852,346	0.0

Notes:

\*CLSP Program includes Heritage Month, Hispanic Success, Equity Committee, Diverse Teachers, Affinity Group, Welcome Back Event and Lowell Student Advisory

<b>Non-Personnel</b>													
Translation Services		\$	250,000		\$	-		\$	-		\$	-	
Contracted Services - Equity & Engagement		\$	69,000		\$	-		\$	-		\$	-	
Equity & Engagement Supplies		\$	20,000		\$	-		\$	-		\$	-	
Testing & Evaluation		\$	5,000		\$	-		\$	-		\$	-	
Parent Academy Supplies		\$	85,600		\$	-		\$	-		\$	-	
CLSP Contracted Services		\$	230,000		\$	-		\$	-		\$	-	
School Based Community Services		\$	400,000		\$	-		\$	-		\$	-	
<b>Total Non-Personnel:</b>								\$	1,059,600		\$	-	

Notes:

CS Equity includes costs such as mediation, Affinity Group, Diverse Equity, consultation, community outreach, interpretations, etc.

<b>TOTAL:</b>	78.0	\$	5,491,270	15.0	\$	852,346	0.0	\$	-	60.7	\$	4,727,945	9.0	\$	537,946	0.0	\$	-
---------------	------	----	-----------	------	----	---------	-----	----	---	------	----	-----------	-----	----	---------	-----	----	---

Personnel														
Transportation (3300):	1.0	\$	108,053	\$	-	\$	-	1.0	\$	108,053	\$	-	\$	-
Transportation Manager		\$	14,000	\$	-	\$	-		\$	14,000	\$	-	\$	-
Stipend for After School Bus Drop Off								1.0	\$	70,000				
Transportation Router														
<i>Total Personnel:</i>	1.0	\$	122,053	\$	-	\$	-	2.0	\$	192,053	\$	-	\$	-

Notes:

Non-Personnel																			
Contracted Transportation - Regular Education		\$	5,782,747		\$	-		\$	350,000		\$	6,501,700		\$	-		\$	-	
Homeless Transportation		\$	400,000								\$	400,000							
Contracted Transportation - Special Education		\$	6,801,578		\$	-		\$	-			\$	7,350,342				\$	-	
Jr. Air Force R.O.T.C. Transportation - LHS		\$	3,000		\$	-		\$	-			\$	3,000		\$	-	\$	-	
Computer Software		\$	5,000		\$	-		\$	-			\$	5,000		\$	-	\$	-	
Contracted Services - Routing		\$	4,000		\$	-		\$	-			\$	4,000		\$	-	\$	-	
Supplies		\$	8,000		\$	-		\$	-			\$	8,000		\$	-	\$	-	
Summer School Transportation - ESSER		\$	-		\$	-		\$	400,000			\$	-		\$	-	\$	-	
Total Non-Personnel:			\$	13,004,324		\$	-		\$	750,000		\$	14,272,042		\$	-		\$	-

Notes:

\*Includes 66 reg ed buses @180 days @\$383/day (\$25,000 per day for reg ed buses)

\*Includes \$400k for significant increase for homeless transportation

\*Includes 9 minivans (\$254 day), 6 wheelchair vans (\$303/day) and 34 minibuses (\$391/day) for in district special ed for reg school year (does not include summer)

\*Includes 49 bus monitors for 180 days and 15 sped mid-day transportation

<b>TOTAL:</b>	1.0	\$	13,126,377	\$	-	\$	750,000	2.0	\$	14,464,095	\$	-	\$	-
---------------	-----	----	------------	----	---	----	---------	-----	----	------------	----	---	----	---

Food Service (3400) Personnel																		
Food Service Generalist	0.0	\$	-	1.0	\$	100,000		\$	-	0.0	\$	-	1.0	\$	83,000		\$	-
	0.0	\$	-	0.0	\$	-		\$	-	0.0	\$	-	0.0	\$	-		\$	-
Total Labor + Benefits for FS staff:	0.0	\$	-	187.0	\$	3,828,930		\$	-	0.0	\$	-	187.0	\$	3,828,930		\$	-
Includes:	0.0	\$	-	0.0	\$	-		\$	-	0.0	\$	-	0.0	\$	-		\$	-
21 - 40hr Cooks	0.0	\$	-	0.0	\$	-		\$	-	0.0	\$	-	0.0	\$	-		\$	-
31 - 35hr permanent positions	0.0	\$	-	0.0	\$	-		\$	-	0.0	\$	-	0.0	\$	-		\$	-
4 - 30hr positions	0.0	\$	-	0.0	\$	-		\$	-	0.0	\$	-	0.0	\$	-		\$	-
4 - 25hr positions	0.0	\$	-	0.0	\$	-		\$	-	0.0	\$	-	0.0	\$	-		\$	-
125- 17.5hr positions	0.0	\$	-	0.0	\$	-		\$	-	0.0	\$	-	0.0	\$	-		\$	-
2 - 15hr temp positions	0.0	\$	-	0.0	\$	-		\$	-	0.0	\$	-	0.0	\$	-		\$	-
Total Personnel	0.0	\$	-	188.0	\$	3,928,930	0.0	\$	-	0.0	\$	-	188.0	\$	3,911,930	0.0	\$	-
Non-Personnel																		
Food Costs		\$	-		\$	3,942,020		\$	-		\$	-		\$	3,942,020		\$	-
Supplies		\$	-		\$	1,097,687		\$	-		\$	-		\$	1,097,687		\$	-
Miscellaneous		\$	-		\$	601,776		\$	-		\$	-		\$	601,776		\$	-
Total Non-Personnel		\$	-		\$	5,641,483		\$	-		\$	-		\$	5,641,483		\$	-
TOTAL:	0.0	\$	-	188.0	\$	9,570,413	0.0	\$	-	0.0	\$	-	188.0	\$	9,553,413	0.0	\$	-

Service Days = 180 with 3,449,387 meals budgeted  
 \$2.98/meal budgeted reimbursement under NLSP  
 LPS Budgeted "Return" is \$1,009,585 for FY21/22  
 Actual Return for FY21/22 could be higher since reimb rate was

Revolving Account has ceiling of 3 months of operating expenses = \$800k X 3 = \$2,400,000  
 FY21/22 Reinvestments in Food Service Program:  
 Milk coolers, food truck, walk in refrigerator at Stem, replace 6 warmers with combi ovens,  
 Shaughnessy cooking system, Reilly walk in refrigerator

<b>3500: Athletics &amp; Student Activities Personnel</b>								
<b>Athletics (3510):</b>								
Administrator of Athletics	1.0	\$ 132,792	\$ -	\$ -	1.0	\$ 132,792	\$ -	\$ -
Coaches - Interscholastic		\$ 550,000	\$ -	\$ -		\$ 570,000	\$ -	\$ -
Coaches - Intramural		\$ 100,000	\$ -	\$ -		\$ 100,000	\$ -	\$ -
<b>Music/Band (3520):</b>								
Afternoon in the Arts Program		\$ 251,400	\$ -	\$ -		\$ 251,400	\$ -	\$ -
Instrumental Music Program		\$ 55,000	\$ -	\$ -		\$ 55,000	\$ -	\$ -
Supplies - Instrumental Music Program		\$ 5,000	\$ -	\$ -		\$ 5,000	\$ -	\$ -
Band Camp - LHS		\$ 1,800	\$ -	\$ -		\$ 1,800	\$ -	\$ -
Supplies - Choral H.S.		\$ 2,500	\$ -	\$ -		\$ 2,500	\$ -	\$ -
Supplies - Choral Middle School		\$ 2,500	\$ -	\$ -		\$ 2,500	\$ -	\$ -
<b>Other Student Activities (3520)::</b>								
Student Activity Advisor		\$ 92,402	\$ -	\$ -		\$ 92,402	\$ -	\$ -
Stipends - Student Activities - LHS		\$ 149,300	\$ -	\$ -		\$ 149,300	\$ -	\$ -
Field Trip Admission Fees - K-8 - UML		\$ 60,000	\$ -	\$ -		\$ 60,000	\$ -	\$ -
Stipends - Science Idea Camp		\$ 40,000	\$ -	\$ -		\$ 40,000	\$ -	\$ -
Stipends - Knowledge Bowl		\$ 24,205	\$ -	\$ -		\$ 24,205	\$ -	\$ -
Dual Enrollment Programs - LHS		\$ 45,000	\$ -	\$ -		\$ 45,000	\$ -	\$ -
S.C.O.R.E. Peer Mediation Program - LHS		\$ 35,000	\$ -	\$ -		\$ 35,000	\$ -	\$ -
<b>Total Personnel:</b>	1.0	\$ 1,546,899	\$ -	\$ -	1.0	\$ 1,566,899	\$ -	\$ -
<b>Non-Personnel</b>								
Contracted Services - Athletics		\$ 133,976	\$ -	\$ -		\$ 140,675	\$ -	\$ -
Contracted Transportation - Athletics		\$ 122,000	\$ -	\$ -		\$ 128,100	\$ -	\$ -
Contracted Athletic Trainer Services		\$ 95,000	\$ -	\$ -		\$ 95,000	\$ -	\$ -
K-8 Athletics Investment		\$ 150,000				\$ 150,000		
Supplies - Athletics		\$ 134,000	\$ -	\$ -		\$ 134,000	\$ -	\$ -
Rental Fees		\$ 48,500	\$ -	\$ -		\$ 50,925	\$ -	\$ -
Uniforms - Athletics		\$ 10,000	\$ -	\$ -		\$ 140,700	\$ -	\$ -
<b>Supplies - Student Activities</b>		\$ 34,000	\$ -	\$ -		\$ 34,000	\$ -	\$ -
<b>Jr. Air Force R.O.T.C. Supplies - LHS</b>		\$ 5,000	\$ -	\$ -		\$ 5,000	\$ -	\$ -
<b>Jr. Air Force R.O.T.C. Equipment - LHS</b>		\$ 5,000	\$ -	\$ -		\$ 5,000	\$ -	\$ -
<b>Knowledge Bowl Expenses</b>		\$ -	\$ -	\$ -		\$ -	\$ 25,000	\$ -
<b>Total Non-Personnel:</b>		\$ 886,776	\$ -	\$ -		\$ 883,400	\$ 25,000	\$ -
<b>Notes:</b>								
<b>TOTAL:</b>	1.0	\$ 2,433,675	\$ -	\$ -	1.0	\$ 2,450,299	\$ 25,000	\$ -

**FACILITIES AND GROUNDS (4XXX Series)**

4000: Custodial & Security Services Personnel														
Facility Director	1.0	\$	102,678	\$	-	\$	-	1.0	\$	107,281	\$	-	\$	-
Deputy Facilities Director								1.0	\$	95,000				
Facility Area Managers	2.0	\$	178,380	\$	-	\$	-	0.0	\$	-	\$	-	\$	-
Junior Custodian (Facilities Department)								1.0	\$	55,000				
Building Custodians	96.0	\$	5,241,120	\$	-	\$	-	96.0	\$	5,535,931	\$	700,000	\$	-
Overtime - Use of Buildings	0.0	\$	70,000	\$	-	\$	-	0.0	\$	70,000	\$	-	\$	-
Overtime - Man-Out	0.0	\$	95,000	\$	-	\$	-	0.0	\$	95,000	\$	-	\$	-
Overtime - Miscellaneous	0.0	\$	70,000	\$	-	\$	-	0.0	\$	70,000	\$	-	\$	-
Districtwide Safety Specialist	1.0	\$	120,000	\$	-	\$	-	1.0	\$	120,000	\$	-	\$	-
Security Guards	15.0	\$	748,155	\$	-	\$	-	15.0	\$	793,512	\$	-	\$	-
Total Personnel:	115.0	\$	6,625,333	\$	-	\$	-	115.0	\$	6,941,724	\$	700,000	\$	-
Notes:														
4000: Custodial & Security Services Non-Personnel														
Utility - Water / Sewer		\$	250,000	\$	-	\$	-		\$	250,000	\$	-	\$	-
Utility - Telephone		\$	175,000	\$	-	\$	-		\$	175,000	\$	-	\$	-
Preservatives (Floors)		\$	42,000	\$	-	\$	-		\$	42,000	\$	-	\$	-
Supplies		\$	400,000	\$	-	\$	-		\$	400,000	\$	-	\$	-
Building Repair & Maintenance		\$	350,000	\$	-	\$	-		\$	350,000	\$	-	\$	-
Contracted Services		\$	300,000	\$	-	\$	-		\$	300,000	\$	-	\$	-
Districtwide HVAC Investment		\$	-	\$	-	\$	10,000,000		\$	-	\$	-	\$	-
Total Non-Personnel:		\$	1,517,000	\$	-	\$	10,000,000		\$	1,517,000	\$	-	\$	-
Notes:														
TOTAL:	115.0	\$	8,142,333	\$	-	\$	10,000,000	115.0	\$	8,458,724	\$	700,000	\$	-

**EMPLOYEE BENEFITS & RENTALS (5000 Series)**

<b>5100/5200: Employee Benefits &amp; Retirement Personnel</b>								
Health/Dental Insurance Premiums & Other Fees	\$	22,828,316	\$	1,238,930	\$	-	\$	-
Miscellaneous Insurance	\$	30,000	\$	-	\$	-	\$	-
Longevity	\$	10,000	\$	-	\$	-	\$	-
Pre-Employment Physicals	\$	30,000	\$	-	\$	-	\$	-
Retirement Sick Leave Buyback	\$	1,600,000	\$	-	\$	-	\$	-
<i>Total Non-Personnel:</i>	\$	24,498,316	\$	1,238,930	\$	-	\$	-
<b>TOTAL:</b>	\$	24,498,316	\$	1,238,930	\$	-	\$	-

	\$	24,304,028	\$	1,238,930	\$	-	\$	-
	\$	30,000	\$	-	\$	-	\$	-
	\$	10,000	\$	-	\$	-	\$	-
	\$	30,000	\$	-	\$	-	\$	-
	\$	1,600,000	\$	-	\$	-	\$	-
	\$	1,640,000	\$	-	\$	-	\$	-
	\$	25,974,028	\$	1,238,930	\$	-	\$	-

*Notes:*

- a: Insurance costs were increased by current monthly cost with estimated 6% increase
- b. Sick Leave buy back has been arpprox \$1.7 million for the last five years
- c. Miscellaneous insurance includes student accident insurance and vehicle insurance

<b>5350: Rental of Buildings Non-Personnel</b>								
Central Administration Office Lease	\$	534,525	\$	-	\$	-	\$	-
SPED Leasing of Space	\$	330,672	\$	-	\$	-	\$	-
Food Service Offset	\$	-	\$	-	\$	-	\$	-
<i>Total Non-Personnel:</i>	\$	865,197	\$	-	\$	-	\$	-
<b>TOTAL:</b>	\$	865,197	\$	-	\$	-	\$	-

	\$	534,525	\$	-	\$	-	\$	-
	\$	330,672	\$	-	\$	-	\$	-
	\$	-	\$	-	\$	-	\$	-
	\$	865,197	\$	-	\$	-	\$	-
	\$	865,197	\$	-	\$	-	\$	-

*Notes:*

**CAPITAL OUTLAY (7000 Series)**

<b>7000: Capital Outlay Non-Personnel</b>								
<b>Capital Improvements</b>	\$	100,000	\$	-	\$	-		
<b>Equipment Replacement</b>	\$	300,000	\$	-	\$	-		
<b>Use of School Facilities Offset</b>			\$	-	\$	-		
<i>Total Non-Personnel:</i>	\$	400,000	\$	-	\$	-		
<i>Notes:</i>								
<b>TOTAL:</b>	\$	400,000	\$	-	\$	-		

	\$	200,000	\$	-	\$	-		
	\$	300,000	\$	-	\$	-		
			\$	-	\$	-		
	\$	500,000	\$	-	\$	-		
	\$	500,000	\$	-	\$	-		

PROGRAMS WITH OTHER SCHOOL DISTRICTS 9000 SERIES

Non-Personnel												
Out-of-District Tuition:		\$	7,860,335		\$	5,000,000		\$	-			
After Dark Program with Voke		\$	162,407									
Early College Promise (Middlesex)		\$	400,000									
TOTAL:		\$	8,422,742		\$	5,000,000		\$	-		\$	8,422,742
								\$	6,000,000		\$	-



**SCHOOL COMMITTEE SUSPENSE**

<b>Fall Reconciliation (ELL, Enrollment, SPED)</b>		\$	1,205,218		\$	-		\$	-		\$	-
<b>Salary Adjustments</b>												
<b>TOTAL</b>	<b>0.0</b>	<b>\$</b>	<b>1,205,218</b>	<b>0.0</b>	<b>\$</b>	<b>-</b>	<b>0.0</b>	<b>\$</b>	<b>-</b>	<b>0.0</b>	<b>\$</b>	<b>-</b>

GRAND TOTAL

2345.5	\$	242,505,980	333.3	\$	24,928,117	156.0	\$	28,526,000	2395.1	\$	257,347,416	321.1	\$	26,184,002	0.0	\$	-
--------	----	-------------	-------	----	------------	-------	----	------------	--------	----	-------------	-------	----	------------	-----	----	---

Original		Modified		Original			
\$ 228,693,655.00	Ch 70	\$ 229,138,873.00		\$ 243,260,953.00	Ch 70	\$	14,122,080
\$ 13,240,401.00	City Cash	\$ 13,240,401.00		\$ 14,086,462.62	TENTATIVE City Cash	\$	846,062
\$ 241,934,056.00	Total General Fund	\$ 242,379,274.00		\$ 257,347,415.62	Total General Fund	\$	14,968,142
\$ (571,924.00)	Add ESSER	<u>\$ 28,526,000.00</u>					
		<u>\$ 270,905,274.00</u>		<u>\$ 257,347,415.62</u>			
Contractual Increases		\$ 10,000,000.00		\$ 0.00	EVEN		
		<u>\$ 280,905,274.00</u>					

**SECTION 4:  
SITE BASED  
BUDGETING  
(FUNDING SUMMARIES)**

## Adie Day School

### School Year 24-25 Budget

Category		Students	Weight	SY24-25 Amount
<i>FSF Weights</i>	<i>SY23-24 (for reference)</i>	<i>SY24-25</i>	<i>SY24-25</i>	
All students	58	54	\$ 6,550	\$ 353,700
Economically disadvantaged	39	35	\$ 1,873	\$ 65,555
Homeless	5	0	\$ 1,200	\$ -
Low incoming performance	0	0	\$ 1,200	\$ -
Grades PreK-3	8	7	\$ 1,873	\$ 13,111
ELL below Level 3	2	6	\$ 3,050	\$ 18,300
ELL Level 3 and above	1	3	\$ 1,500	\$ 4,500
SWD substantially separate	60	68	\$23,000	\$ 1,564,000
SWD inclusion/language	0	0	\$ 6,500	\$ -

#### *FSF Baseline*

ELL Baseline	\$ -
SWD Baseline	\$ -
General Ed Baseline	\$ 622,009

#### *Other FSF Policies*

Transition amount	\$ 228,392
Budget Exceptions	\$ -

#### *FSF Total*

	\$ 2,869,567
--	--------------

### Comparison to previous year budget

Year	SY23-24	SY24-25	Projected Change
Enrollment	58	54	-4
FSF Budget	\$ 2,869,567	\$ 2,869,567	\$ -
<b>Sub Total</b>	<b>\$ 2,869,567</b>	<b>\$ 2,869,567</b>	<b>\$ -</b>
Supplements	\$ -	\$ -	\$ -
<b>Total Budget</b>	<b>\$ 2,869,567</b>	<b>\$ 2,869,567</b>	<b>\$ -</b>
<b>\$ per pupil</b>	<b>\$ 49,475</b>	<b>\$ 53,140</b>	<b>\$ 3,665</b>

*Note: Total budget above is not exhaustive. E.g., excludes psychologists, speech pathologists, occupational therapists, ELL and STEM lead stipends*

## Bailey Elementary School

### School Year 24-25 Budget

Category	Students	Weight	SY24-25 Amount
<i>FSF Weights</i>	<i>SY23-24 (for reference)</i>	<i>SY24-25</i>	<i>SY24-25</i>
All students	449	437	\$ 6,550 \$ 2,862,350
Economically disadvantaged	288	106	\$ 1,873 \$ 198,538
Homeless	54	12	\$ 1,310 \$ 15,720
Low incoming performance	0	110	\$ 1,310 \$ 144,100
Grades PreK-3	363	361	\$ 1,873 \$ 676,153
ELL below Level 3	84	100	\$ 3,050 \$ 305,000
ELL Level 3 and above	84	70	\$ 1,500 \$ 105,000
SWD substantially separate	37	37	\$23,000 \$ 851,000
SWD inclusion/language	61	61	\$ 6,500 \$ 396,500
<i>FSF Baseline</i>			
ELL Baseline			\$ -
SWD Baseline			\$ -
General Ed Baseline			\$ -
<i>Other FSF Policies</i>			
Transition amount			\$ 148,500
Budget Exceptions			\$ 155,000.00
<i>FSF Total</i>			
			\$ 5,857,861
<b>Total funding</b>			
			\$ 5,857,861

### Comparison to previous year budget

Year	SY23-24	SY24-25	Projected Change
Enrollment	449	437	-12
FSF Budget	\$ 5,648,073	\$ 5,857,861	\$ 209,788
<b>Sub Total</b>	<b>\$ 5,648,073</b>	<b>\$ 5,857,861</b>	<b>\$ 209,788</b>
Supplements	\$ 387,440	\$ -	\$ (387,440)
<b>Total Budget</b>	<b>\$ 6,035,513</b>	<b>\$ 5,857,861</b>	<b>\$ (177,652)</b>
<b>\$ per pupil</b>	<b>\$ 13,442</b>	<b>\$ 13,405</b>	<b>\$ (37)</b>

*Note: Total budget above is not exhaustive. E.g., excludes psychologists, speech pathologists, occupational therapists, ELL and STEM lead stipends*

← Exception Reason, if applicable:

## Bartlett Community Partnership

School Year 24-25 Budget				
Category		Students	Weight	SY24-25 Amount
<i>FSF Weights</i>	<i>SY23-24 (for reference)</i>	<i>SY24-25</i>	<i>SY24-25</i>	
All students	485	494	\$ 6,550	\$ 3,235,700
Economically disadvantaged	373	222	\$ 1,873	\$ 415,806
Homeless	91	42	\$ 1,310	\$ 55,020
Low incoming performance	256	251	\$ 1,310	\$ 328,810
Grades PreK-3	227	235	\$ 1,873	\$ 440,155
ELL below Level 3	48	96	\$ 3,050	\$ 292,800
ELL Level 3 and above	99	80	\$ 1,500	\$ 120,000
SWD substantially separate	54	54	\$23,000	\$ 1,242,000
SWD inclusion/language	97	97	\$ 6,500	\$ 630,500
<i>FSF Baseline</i>				
ELL Baseline			\$	-
SWD Baseline			\$	-
General Ed Baseline			\$	-
<i>Other FSF Policies</i>				
Transition amount			\$	145,500.00
Budget Exceptions			\$	407,000.00
<i>FSF Total</i>				
			\$	7,313,291
Total funding				
			\$	7,313,291

Comparison to previous year budget			
Year	SY23-24	SY24-25	Projected Change
Enrollment	485	494	9
FSF Budget	\$ 6,960,480	\$ 7,313,291	\$ 352,811
<b>Sub Total</b>	<b>\$ 6,960,480</b>	<b>\$ 7,313,291</b>	<b>\$ 352,811</b>
Supplements	\$ 441,858	\$ -	\$ (441,858)
<b>Total Budget</b>	<b>\$ 7,402,338</b>	<b>\$ 7,313,291</b>	<b>\$ (89,047)</b>
<b>\$ per pupil</b>	<b>\$ 15,263</b>	<b>\$ 14,804</b>	<b>\$ (458)</b>
<i>Note: Total budget above is not exhaustive. E.g., excludes psychologists, speech pathologists, occupational therapists, ELL and STEM lead stipends</i>			
← Exception Reason, if applicable:			

## BRIDGE Riverside

### School Year 24-25 Budget

Category	Students	Weight	SY24-25 Amount
<i>FSF Weights</i>	<i>SY23-24 (for reference)</i>	<i>SY24-25</i>	<i>SY24-25</i>
All students	18	19	\$ 6,550 \$ 124,450
Economically disadvantaged	16	16	\$ 1,873 \$ 29,968
Homeless	7	0	\$ 1,310 \$ -
Low incoming performance	0	0	\$ 1,310 \$ -
Grades PreK-3	0	0	\$ 1,873 \$ -
ELL below Level 3	3	4	\$ 3,050 \$ 12,200
ELL Level 3 and above	3	1	\$ 1,500 \$ 1,500
SWD substantially separate	10	10	\$23,000 \$ 230,000
SWD inclusion/language	0	1	\$ 6,500 \$ 6,500
<i>FSF Baseline</i>			
ELL Baseline			\$ -
SWD Baseline			\$ -
General Ed Baseline			\$ 602,194.00
<i>Other FSF Policies</i>			
Transition amount			\$ 426,513.00
Budget Exceptions			\$ -
<i>FSF Total</i>			
			\$ 1,433,325
<i>Funding from outside FSF</i>			
Title III Tutors			\$ -
Renaissance Supplement			\$ -
<b>Total funding</b>			
			\$ 1,433,325

### Comparison to previous year budget

Year	SY23-24	SY24-25	Projected Change
Enrollment	18	19	1
FSF Budget	\$ 1,433,325	\$ 1,433,325	\$ -
<b>Sub Total</b>	<b>\$ 1,433,325</b>	<b>\$ 1,433,325</b>	<b>\$ -</b>
Supplements		\$ -	\$ -
<b>Total Budget</b>	<b>\$ 1,433,325</b>	<b>\$ 1,433,325</b>	<b>\$ -</b>
<b>\$ per pupil</b>	<b>\$ 79,629</b>	<b>\$ 75,438</b>	<b>\$ (4,191)</b>

Note: Total budget above is not exhaustive. E.g., excludes psychologists, speech pathologists, occupational therapists, ELL and STEM lead stipends

← Exception Reason, if applicable:

## Butler

### School Year 24-25 Budget

Category	Students	Weight	SY24-25 Amount
<i>FSF Weights</i>	<i>SY23-24 (for reference)</i>	<i>SY24-25</i>	<i>SY24-25</i>
All students	513	515	\$ 6,550 \$ 3,373,250
Economically disadvantaged	385	367	\$ 1,873 \$ 687,391
Homeless	64	50	\$ 1,310 \$ 65,500
Low incoming performance	246	226	\$ 1,310 \$ 296,060
Grades PreK-3	0	0	\$ 1,873 \$ -
ELL below Level 3	84	78	\$ 3,050 \$ 237,900
ELL Level 3 and above	84	63	\$ 1,500 \$ 94,500
SWD substantially separate	14	14	\$23,000 \$ 322,000
SWD inclusion/language	81	81	\$ 6,500 \$ 526,500
<i>FSF Baseline</i>			
ELL Baseline			\$ -
SWD Baseline			\$ -
General Ed Baseline			\$ -
<i>Other FSF Policies</i>			
Transition amount			\$ 117,000.00
Budget Exceptions			\$ 413,180.00
<i>FSF Total</i>			
			\$ 6,133,281
<b>Total funding</b>			
			\$ 6,133,281

### Comparison to previous year budget

Year	SY23-24	SY24-25	Projected Change
Enrollment	513	515	2
FSF Budget	\$ 5,607,473	\$ 6,133,281	\$ 525,808
<b>Sub Total</b>	<b>\$ 5,607,473</b>	<b>\$ 6,133,281</b>	<b>\$ 525,808</b>
Supplements	\$ 469,823	\$ -	\$ (469,823)
<b>Total Budget</b>	<b>\$ 6,077,296</b>	<b>\$ 6,133,281</b>	<b>\$ 55,985</b>
<b>\$ per pupil</b>	<b>\$ 11,847</b>	<b>\$ 11,909</b>	<b>\$ 63</b>

*Note: Total budget above is not exhaustive. E.g., excludes psychologists, speech pathologists, occupational therapists, ELL and STEM lead stipends*

← Exception Reason, if applicable:

**Cardinal****School Year 24-25 Budget**

Category		Students	Weight	SY24-25 Amount
<i>FSF Weights</i>	<i>SY23-24 (for reference)</i>	<i>SY24-25</i>	<i>SY24-25</i>	
All students	104	116	\$ 6,550	\$ 759,800
Economically disadvantaged	80	78	\$ 1,873	\$ 146,094
Homeless	11	0	\$ 1,200	\$ -
Low incoming performance	0	0	\$ 1,200	\$ -
Grades PreK-3	104	116	\$ 1,873	\$ 217,268
ELL below Level 3	11	0	\$ 3,050	\$ -
ELL Level 3 and above	11	34	\$ 1,500	\$ 51,000
SWD substantially separate	45	45	\$23,000	\$ 1,035,000
SWD inclusion/language	23	23	\$ 6,500	\$ 149,500
<b><i>FSF Baseline</i></b>				
ELL Baseline			\$	-
SWD Baseline			\$	-
General Ed Baseline			\$	-
<b><i>Other FSF Policies</i></b>				
Transition amount			\$	-
Budget Exceptions			\$	-
<b><i>FSF Total</i></b>				
			\$	2,358,662
<b>Total funding</b>				
			\$	2,358,662

**Comparison to previous year budget**

Year	SY23-24	SY24-25	Projected Change
Enrollment	104	116	12
FSF Budget	\$ 2,216,382	\$ 2,358,662	\$ 142,280
<b>Sub Total</b>	<b>\$ 2,216,382</b>	<b>\$ 2,358,662</b>	<b>\$ 142,280</b>
Supplements	\$ -	\$ -	\$ -
<b>Total Budget</b>	<b>\$ 2,216,382</b>	<b>\$ 2,358,662</b>	<b>\$ 142,280</b>
<b>\$ per pupil</b>	<b>\$ 21,311</b>	<b>\$ 20,333</b>	<b>\$ (978)</b>

*Note: Total budget above is not exhaustive. E.g., excludes psychologists, speech pathologists, occupational therapists, ELL and STEM lead stipends*

← Exception Reason, if applicable:



## Daley

### School Year 24-25 Budget

Category	Students	Weight	SY24-25 Amount
<i>FSF Weights</i>	<i>SY23-24 (for reference)</i>	<i>SY24-25</i>	<i>SY24-25</i>
All students	700	677	\$ 6,550 \$ 4,434,350
Economically disadvantaged	427	402	\$ 1,873 \$ 752,946
Homeless	44	48	\$ 1,310 \$ 62,880
Low incoming performance	326	169	\$ 1,310 \$ 221,390
Grades PreK-3	0	0	\$ 1,873 \$ -
ELL below Level 3	84	44	\$ 3,050 \$ 134,200
ELL Level 3 and above	84	88	\$ 1,500 \$ 132,000
SWD substantially separate	51	51	\$23,000 \$ 1,173,000
SWD inclusion/language	94	94	\$ 6,500 \$ 611,000
<i>FSF Baseline</i>			
ELL Baseline			\$ 46,448.00
SWD Baseline			\$ -
General Ed Baseline			\$ -
<i>Other FSF Policies</i>			
Transition amount			\$ 19,156.00
Budget Exceptions			\$ 50,000.00
<i>FSF Total</i>			
			\$ 7,637,370
<b>Total funding</b>			
			\$ 7,637,370

### Comparison to previous year budget

Year	SY23-24	SY24-25	Projected Change
Enrollment	700	677	-23
FSF Budget	\$ 7,706,471	\$ 7,637,370	\$ (69,101)
Outside of FSF - Title III Tutors	\$ 60,480	\$ -	\$ (60,480)
Coach Supplement	\$ 120,000	\$ -	\$ (120,000)
<b>Sub Total</b>	<b>\$ 7,886,951</b>	<b>\$ 7,637,370</b>	<b>\$ (249,581)</b>
Supplements	\$ 237,200	\$ -	\$ (237,200)
<b>Total Budget</b>	<b>\$ 8,124,151</b>	<b>\$ 7,637,370</b>	<b>\$ (486,781)</b>
<b>\$ per pupil</b>	<b>\$ 11,606</b>	<b>\$ 11,281</b>	<b>\$ (325)</b>

*Note: Total budget above is not exhaustive. E.g., excludes psychologists, speech pathologists, occupational therapists, ELL and STEM lead stipends*

← Exception Reason, if applicable:

## Greenhalge

### School Year 24-25 Budget

Category	Students	Weight	SY24-25 Amount
<i>FSF Weights</i>	<i>SY23-24 (for reference)</i>	<i>SY24-25</i>	<i>SY24-25</i>
All students	467	454	\$ 2,973,700
Economically disadvantaged	402	136	\$ 254,728
Homeless	90	20	\$ 26,200
Low incoming performance	0	167	\$ 218,770
Grades PreK-3	384	366	\$ 685,518
ELL below Level 3	84	162	\$ 494,100
ELL Level 3 and above	84	66	\$ 99,000
SWD substantially separate	49	49	\$ 1,127,000
SWD inclusion/language	50	50	\$ 325,000
<i>FSF Baseline</i>			
ELL Baseline			\$ -
SWD Baseline			\$ -
General Ed Baseline			\$ -
<i>Other FSF Policies</i>			
Transition amount			\$ 243,000
Budget Exceptions			\$ 200,000.00
<i>FSF Total</i>			
			\$ 6,647,016
<b>Total funding</b>			
			\$ 6,647,016

### Comparison to previous year budget

Year	SY23-24	SY24-25	Projected Change
Enrollment	467	454	-13
FSF Budget	\$ 6,345,128	\$ 6,647,016	\$ 301,888
Outside of FSF - Title III Tutors	\$ 30,240	\$ -	\$ (30,240)
Coach Supplement	\$ 120,000	\$ -	\$ (120,000)
<b>Sub Total</b>	<b>\$ 6,495,368</b>	<b>\$ 6,647,016</b>	<b>\$ 151,648</b>
Supplements	\$ 439,595	\$ -	\$ (439,595)
<b>Total Budget</b>	<b>\$ 6,934,963</b>	<b>\$ 6,647,016</b>	<b>\$ (287,947)</b>
<b>\$ per pupil</b>	<b>\$ 14,850</b>	<b>\$ 14,641</b>	<b>\$ (209)</b>

*Note: Total budget above is not exhaustive. E.g., excludes psychologists, speech pathologists, occupational therapists, ELL and STEM lead stipends*

## Laura Lee

School Year 24-25 Budget					
Category		Students	Weight	SY24-25 Amount	
FSF Weights	SY23-24 (for reference)	SY24-25	SY24-25		
All students	11	15	\$ 6,550	\$	98,250
Economically disadvantaged	9	13	\$ 1,873	\$	24,349
Homeless	1	0	\$ 1,200	\$	-
Low incoming performance	0	0	\$ 1,200	\$	-
Grades PreK-3	0	0	\$ 1,873	\$	-
ELL below Level 3	2	2	\$ 3,050	\$	6,100
ELL Level 3 and above	0	4	\$ 1,500	\$	6,000
SWD substantially separate	22	22	\$23,000	\$	506,000
SWD inclusion/language	0	4	\$ 6,500	\$	26,000
FSF Baseline					
ELL Baseline				\$	-
SWD Baseline				\$	-
General Ed Baseline				\$	331,587
Other FSF Policies					
Transition amount				\$	308,446
Budget Exceptions				\$	-
FSF Total					
				\$	1,306,732
Total funding					
				\$	1,306,732

Comparison to previous year budget			
Year	SY23-24	SY24-25	Projected Change
Enrollment	11	15	4
FSF Budget	\$ 1,306,732	\$ 1,306,732	\$ -
<b>Sub Total</b>	<b>\$ 1,306,732</b>	<b>\$ 1,306,732</b>	<b>\$ -</b>
Supplements		\$ -	\$ -
<b>Total Budget</b>	<b>\$ 1,306,732</b>	<b>\$ 1,306,732</b>	<b>\$ -</b>
<b>\$ per pupil</b>	<b>\$ 118,794</b>	<b>\$ 87,115</b>	<b>\$ (31,678)</b>
Note: Total budget above is not exhaustive. E.g., excludes psychologists, speech pathologists, occupational therapists, ELL and STEM lead stipends			
← Exception Reason, if applicable:			

## Leblanc

### School Year 24-25 Budget

Category		Students	Weight	SY24-25 Amount
<i>FSF Weights</i>	<i>SY23-24 (for reference)</i>	<i>SY24-25</i>	<i>SY24-25</i>	
All students	43	41	\$ 6,550	\$ 268,550
Economically disadvantaged	40	37	\$ 1,873	\$ 69,301
Homeless	5	0	\$ 1,200	\$ -
Low incoming performance	7	0	\$ 1,200	\$ -
Grades PreK-3	0	0	\$ 1,873	\$ -
ELL below Level 3	5	1	\$ 3,050	\$ 3,050
ELL Level 3 and above	1	1	\$ 1,500	\$ 1,500
SWD substantially separate	40	40	\$23,000	\$ 920,000
SWD inclusion/language	0	0	\$ 6,500	\$ -
<i>FSF Baseline</i>				
ELL Baseline			\$	-
SWD Baseline			\$	-
General Ed Baseline			\$	35,124
<i>Other FSF Policies</i>				
Transition amount			\$	213,118.00
Budget Exceptions			\$	-
<i>FSF Total</i>				
			\$	1,510,643
<b>Total funding</b>				
			\$	<b>1,510,643</b>

### Comparison to previous year budget

Year	SY23-24	SY24-25	Projected Change
Enrollment	43	41	-2
FSF Budget	\$ 1,510,643	\$ 1,510,643	\$ -
<b>Sub Total</b>	<b>\$ 1,510,643</b>	<b>\$ 1,510,643</b>	<b>\$ -</b>
Supplements		\$ -	\$ -
<b>Total Budget</b>	<b>\$ 1,510,643</b>	<b>\$ 1,510,643</b>	<b>\$ -</b>
<b>\$ per pupil</b>	<b>\$ 35,131</b>	<b>\$ 36,845</b>	<b>\$ 1,714</b>

*Note: Total budget above is not exhaustive. E.g., excludes psychologists, speech pathologists, occupational therapists, ELL and STEM lead stipends*

← Exception Reason, if applicable:

## Lowell High School

### School Year 24-25 Budget

Category	Students	Weight	SY24-25 Amount
<i>FSF Weights</i>	<i>SY23-24 (for reference)</i>	<i>SY24-25</i>	<i>SY24-25</i>
All students	3510	3600	\$ 23,580,000
Economically disadvantaged	2387	471	\$ 882,183
Homeless	351	60	\$ 78,600
Low incoming performance	1492	198	\$ 259,380
Grades PreK-3	0	0	\$ -
ELL below Level 3	410	574	\$ 1,750,700
ELL Level 3 and above	410	368	\$ 552,000
SWD substantially separate	112	112	\$ 2,576,000
SWD inclusion/language	331	331	\$ 2,151,500
<i>FSF Baseline</i>			
ELL Baseline			\$ -
SWD Baseline			\$ -
General Ed Baseline			\$ -
<i>Other FSF Policies</i>			
Transition amount			\$ 1,719,612
Budget Exceptions			\$ 1,400,000.00
<i>FSF Total</i>			
			\$ 34,949,975
<b>Total funding</b>			
			\$ 34,949,975

### Comparison to previous year budget

Year	SY23-24	SY24-25	Projected Change
Enrollment	3510	3600	90
FSF Budget	\$ 34,039,744	\$ 34,949,975	\$ 910,231
Outside of FSF - Title III Tutors	\$ 144,780	\$ -	\$ (144,780)
Coach Supplement	\$ 120,000	\$ -	\$ (120,000)
<b>Sub Total</b>	<b>\$ 34,304,524</b>	<b>\$ 34,949,975</b>	<b>\$ 645,451</b>
Supplements	\$ 986,000	\$ -	\$ (986,000)
<b>Total Budget</b>	<b>\$ 35,290,524</b>	<b>\$ 34,949,975</b>	<b>\$ (340,549)</b>
<b>\$ per pupil</b>	<b>\$ 10,054</b>	<b>\$ 9,708</b>	<b>\$ (346)</b>

*Note: Total budget above is not exhaustive. E.g., excludes psychologists, speech pathologists, occupational therapists, ELL and STEM lead stipends*

← Exception Reason, if applicable:

## Lincoln

### School Year 24-25 Budget

Category	Students	Weight	SY24-25 Amount
<i>FSF Weights</i>	<i>SY23-24 (for reference)</i>	<i>SY24-25</i>	<i>SY24-25</i>
All students	474	494	\$ 6,550 \$ 3,235,700
Economically disadvantaged	379	144	\$ 1,873 \$ 269,712
Homeless	104	30	\$ 1,310 \$ 39,300
Low incoming performance	0	145	\$ 1,310 \$ 189,950
Grades PreK-3	387	402	\$ 1,873 \$ 752,946
ELL below Level 3	95	112	\$ 3,050 \$ 341,600
ELL Level 3 and above	95	89	\$ 1,500 \$ 133,500
SWD substantially separate	9	18	\$23,000 \$ 414,000
SWD inclusion/language	74	84	\$ 6,500 \$ 546,000
<i>FSF Baseline</i>			
ELL Baseline			\$ -
SWD Baseline			\$ -
General Ed Baseline			\$ -
<i>Other FSF Policies</i>			
Transition amount			\$ 168,000
Budget Exceptions			\$ -
<i>FSF Total</i>			
			\$ 6,090,708
<b>Total funding</b>			
			\$ 6,090,708

### Comparison to previous year budget

Year	SY23-24	SY24-25	Projected Change
Enrollment	474	494	20
FSF Budget	\$ 5,881,357	\$ 6,090,708	\$ 209,351
Outside of FSF - Title III Tutors	\$ 30,240	\$ -	\$ (30,240)
Coach Supplement	\$ 120,000	\$ -	\$ (120,000)
<b>Sub Total</b>	<b>\$ 6,031,597</b>	<b>\$ 6,090,708</b>	<b>\$ 59,111</b>
Supplements	\$ 237,200	\$ -	\$ (237,200)
<b>Total Budget</b>	<b>\$ 6,268,797</b>	<b>\$ 6,090,708</b>	<b>\$ (178,089)</b>
<b>\$ per pupil</b>	<b>\$ 13,225</b>	<b>\$ 12,329</b>	<b>\$ (896)</b>

*Note: Total budget above is not exhaustive. E.g., excludes psychologists, speech pathologists, occupational therapists, ELL and STEM lead stipends*

← Exception Reason, if applicable:

## McAuliffe

### School Year 24-25 Budget

Category	Students	Weight	SY24-25 Amount
<i>FSF Weights</i>	<i>SY23-24 (for reference)</i>	<i>SY24-25</i>	<i>SY24-25</i>
All students	470	482	\$ 6,550 \$ 3,157,100
Economically disadvantaged	381	144	\$ 1,873 \$ 269,712
Homeless	78	24	\$ 1,310 \$ 31,440
Low incoming performance	0	150	\$ 1,310 \$ 196,500
Grades PreK-3	385	387	\$ 1,873 \$ 724,851
ELL below Level 3	84	113	\$ 3,050 \$ 344,650
ELL Level 3 and above	84	72	\$ 1,500 \$ 108,000
SWD substantially separate	1	1	\$23,000 \$ 23,000
SWD inclusion/language	78	86	\$ 6,500 \$ 559,000
<i>FSF Baseline</i>			
ELL Baseline			\$ -
SWD Baseline			\$ 302,968
General Ed Baseline			\$ -
<i>Other FSF Policies</i>			
Transition amount			\$ 169,500
Budget Exceptions			\$ -
<i>FSF Total</i>			\$ 5,886,721
<b>Total funding</b>			<b>\$ 5,886,721</b>

### Comparison to previous year budget

Year	SY23-24	SY24-25	Projected Change
Enrollment	470	482	12
FSF Budget	\$ 5,637,795	\$ 5,886,721	\$ 248,926
Outside of FSF - Title III Tutors	\$ 30,240	\$ -	\$ (30,240)
Coach Supplement	\$ 120,000	\$ -	\$ (120,000)
<b>Sub Total</b>	<b>\$ 5,788,035</b>	<b>\$ 5,886,721</b>	<b>\$ 98,686</b>
Supplements	\$ 237,200	\$ -	\$ (237,200)
<b>Total Budget</b>	<b>\$ 6,025,235</b>	<b>\$ 5,886,721</b>	<b>\$ (138,514)</b>
<b>\$ per pupil</b>	<b>\$ 12,820</b>	<b>\$ 12,213</b>	<b>\$ (607)</b>

*Note: Total budget above is not exhaustive. E.g., excludes psychologists, speech pathologists, occupational therapists, ELL and STEM lead stipends*

← Exception Reason, if applicable:

## McAvinne

### School Year 24-25 Budget

Category	Students	Weight	SY24-25 Amount
<i>FSF Weights</i>	<i>SY23-24 (for reference)</i>	<i>SY24-25</i>	<i>SY24-25</i>
All students	430	439	\$ 6,550 \$ 2,875,450
Economically disadvantaged	340	131	\$ 1,873 \$ 245,363
Homeless	79	19	\$ 1,310 \$ 24,890
Low incoming performance	0	154	\$ 1,310 \$ 201,740
Grades PreK-3	349	355	\$ 1,873 \$ 664,915
ELL below Level 3	84	116	\$ 3,050 \$ 353,800
ELL Level 3 and above	84	62	\$ 1,500 \$ 93,000
SWD substantially separate	33	33	\$23,000 \$ 759,000
SWD inclusion/language	65	65	\$ 6,500 \$ 422,500
<i>FSF Baseline</i>			
ELL Baseline			\$ -
SWD Baseline			\$ -
General Ed Baseline			\$ -
<i>Other FSF Policies</i>			
Transition amount			\$ 172,658
Budget Exceptions			\$ -
<i>FSF Total</i>			\$ 5,813,316
<b>Total funding</b>			<b>\$ 5,813,316</b>

### Comparison to previous year budget

Year	SY23-24	SY24-25	Projected Change
Enrollment	430	439	9
FSF Budget	\$ 5,596,847	\$ 5,813,316	\$ 216,469
Outside of FSF - Title III Tutors	\$ 30,240	\$ -	\$ (30,240)
Coach Supplement	\$ 120,000	\$ -	\$ (120,000)
<b>Sub Total</b>	<b>\$ 5,747,087</b>	<b>\$ 5,813,316</b>	<b>\$ 66,229</b>
Supplements	\$ 237,200	\$ -	\$ (237,200)
<b>Total Budget</b>	<b>\$ 5,984,287</b>	<b>\$ 5,813,316</b>	<b>\$ (170,971)</b>
<b>\$ per pupil</b>	<b>\$ 13,917</b>	<b>\$ 13,242</b>	<b>\$ (675)</b>

*Note: Total budget above is not exhaustive. E.g., excludes psychologists, speech pathologists, occupational therapists, ELL and STEM lead stipends*



## Moody

### School Year 24-25 Budget

Category		Students	Weight	SY24-25 Amount
<i>FSF Weights</i>	<i>SY23-24 (for reference)</i>	<i>SY24-25</i>	<i>SY24-25</i>	
All students	244	251	\$ 6,550	\$ 1,644,050
Economically disadvantaged	210	75	\$ 1,873	\$ 140,475
Homeless	61	14	\$ 1,310	\$ 18,340
Low incoming performance	0	185	\$ 1,310	\$ 242,350
Grades PreK-3	200	203	\$ 1,873	\$ 380,219
ELL below Level 3	74	105	\$ 3,050	\$ 320,250
ELL Level 3 and above	74	47	\$ 1,500	\$ 70,500
SWD substantially separate	9	12	\$23,000	\$ 276,000
SWD inclusion/language	33	33	\$ 6,500	\$ 214,500
<i>FSF Baseline</i>				
ELL Baseline			\$	-
SWD Baseline			\$	-
General Ed Baseline			\$	-
<i>Other FSF Policies</i>				
Transition amount			\$	157,073
Budget Exceptions			\$	100,000.00
<i>FSF Total</i>				
			\$	3,563,757
<b>Total funding</b>				
			\$	<b>3,563,757</b>

### Comparison to previous year budget

Year	SY23-24	SY24-25	Projected Change
Enrollment	244	251	7
FSF Budget	\$ 3,334,246	\$ 3,563,757	\$ 229,511
Outside of FSF - Title III Tutors	\$ 30,240	\$ -	\$ (30,240)
Sub Total	\$ 3,364,486	\$ 3,563,757	\$ 199,271
Supplements	\$ 237,200	\$ -	\$ (237,200)
Total Budget	\$ 3,601,686	\$ 3,563,757	\$ (37,929)
\$ per pupil	\$ 14,761	\$ 14,198	\$ (563)

*Note: Total budget above is not exhaustive. E.g., excludes psychologists, speech pathologists, occupational therapists, ELL and STEM lead stipends*

← Exception Reason, if applicable:

## Morey

School Year 24-25 Budget				
Category		Students	Weight	SY24-25 Amount
FSF Weights	SY23-24 (for reference)	SY24-25	SY24-25	
All students	468	492	\$ 6,550	\$ 3,222,600
Economically disadvantaged	332	115	\$ 1,873	\$ 215,395
Homeless	67	17	\$ 1,310	\$ 22,270
Low incoming performance	0	124	\$ 1,310	\$ 162,440
Grades PreK-3	384	408	\$ 1,873	\$ 764,184
ELL below Level 3	89	87	\$ 3,050	\$ 265,350
ELL Level 3 and above	89	83	\$ 1,500	\$ 124,500
SWD substantially separate	20	20	\$23,000	\$ 460,000
SWD inclusion/language	85	85	\$ 6,500	\$ 552,500
FSF Baseline				
ELL Baseline			\$	-
SWD Baseline			\$	-
General Ed Baseline			\$	-
Other FSF Policies				
Transition amount			\$	130,500
Budget Exceptions			\$	-
FSF Total				
			\$	5,919,739
Total funding				
			\$	5,919,739

Comparison to previous year budget			
Year	SY23-24	SY24-25	Projected Change
Enrollment	468	492	24
FSF Budget	\$ 5,677,868	\$ 5,919,739	\$ 241,871
Outside of FSF - Title III Tutors	\$ 30,240	\$ -	\$ (30,240)
Coach Supplement	\$ 120,000	\$ -	\$ (120,000)
<b>Sub Total</b>	<b>\$ 5,828,108</b>	<b>\$ 5,919,739</b>	<b>\$ 91,631</b>
Supplements	\$ 237,200	\$ -	\$ (237,200)
<b>Total Budget</b>	<b>\$ 6,065,308</b>	<b>\$ 5,919,739</b>	<b>\$ (145,569)</b>
<b>\$ per pupil</b>	<b>\$ 12,960</b>	<b>\$ 12,032</b>	<b>\$ (928)</b>
<i>Note: Total budget above is not exhaustive. E.g., excludes psychologists, speech pathologists, occupational therapists, ELL and STEM lead stipends</i>			
← Exception Reason, if applicable:			

## Murkland

### School Year 24-25 Budget

Category	Students	Weight	SY24-25 Amount
<i>FSF Weights</i>	<i>SY23-24 (for reference)</i>	<i>SY24-25</i>	<i>SY24-25</i>
All students	427	444	\$ 6,550 \$ 2,908,200
Economically disadvantaged	359	139	\$ 1,873 \$ 260,347
Homeless	116	29	\$ 1,310 \$ 37,990
Low incoming performance	0	131	\$ 1,310 \$ 171,610
Grades PreK-3	350	368	\$ 1,873 \$ 689,264
ELL below Level 3	89	118	\$ 3,050 \$ 359,900
ELL Level 3 and above	89	59	\$ 1,500 \$ 88,500
SWD substantially separate	14	14	\$23,000 \$ 322,000
SWD inclusion/language	80	80	\$ 6,500 \$ 520,000
<i>FSF Baseline</i>			
ELL Baseline			\$ -
SWD Baseline			\$ -
General Ed Baseline			\$ -
<i>Other FSF Policies</i>			
Transition amount			\$ 177,000
Budget Exceptions			\$ 101,705.00
<i>FSF Total</i>			\$ 5,636,516
<b>Total funding</b>			<b>\$ 5,636,516</b>

### Comparison to previous year budget

Year	SY23-24	SY24-25	Projected Change
Enrollment	427	444	17
FSF Budget	\$ 5,420,703	\$ 5,636,516	\$ 215,813
Outside of FSF - Title III Tutors	\$ 30,240	\$ -	\$ (30,240)
Coach Supplement	\$ 120,000	\$ -	\$ (120,000)
<b>Sub Total</b>	<b>\$ 5,570,943</b>	<b>\$ 5,636,516</b>	<b>\$ 65,573</b>
Supplements	\$ 237,200	\$ -	\$ (237,200)
<b>Total Budget</b>	<b>\$ 5,808,143</b>	<b>\$ 5,636,516</b>	<b>\$ (171,627)</b>
<b>\$ per pupil</b>	<b>\$ 13,602</b>	<b>\$ 12,695</b>	<b>\$ (907)</b>

*Note: Total budget above is not exhaustive. E.g., excludes psychologists, speech pathologists, occupational therapists, ELL and STEM lead stipends*

← Exception Reason, if applicable:

## Pawtucketville

School Year 24-25 Budget				
Category		Students	Weight	SY24-25 Amount
<i>FSF Weights</i>	<i>SY23-24 (for reference)</i>	<i>SY24-25</i>	<i>SY24-25</i>	
All students	457	460	\$ 6,550	\$ 3,013,000
Economically disadvantaged	289	109	\$ 1,873	\$ 204,157
Homeless	42	21	\$ 1,310	\$ 27,510
Low incoming performance	0	127	\$ 1,310	\$ 166,370
Grades PreK-3	374	375	\$ 1,873	\$ 702,375
ELL below Level 3	84	63	\$ 3,050	\$ 192,150
ELL Level 3 and above	84	54	\$ 1,500	\$ 81,000
SWD substantially separate	41	41	\$23,000	\$ 943,000
SWD inclusion/language	62	62	\$ 6,500	\$ 403,000
<i>FSF Baseline</i>				
ELL Baseline			\$	39,498.00
SWD Baseline			\$	-
General Ed Baseline			\$	-
<i>Other FSF Policies</i>				
Transition amount			\$	55,002
Budget Exceptions			\$	155,000.00
<i>FSF Total</i>				
			\$	5,982,062
Total funding				
			\$	5,982,062

Comparison to previous year budget			
Year	SY23-24	SY24-25	Projected Change
Enrollment	457	460	3
FSF Budget	\$ 5,762,399	\$ 5,982,062	\$ 219,663
Outside of FSF - Title III Tutors	\$ 30,240	\$ -	\$ (30,240)
Coach Supplement	\$ 120,000	\$ -	\$ (120,000)
<b>Sub Total</b>	<b>\$ 5,912,639</b>	<b>\$ 5,982,062</b>	<b>\$ 69,423</b>
Supplements	\$ 237,200	\$ -	\$ (237,200)
<b>Total Budget</b>	<b>\$ 6,149,839</b>	<b>\$ 5,982,062</b>	<b>\$ (167,777)</b>
<b>\$ per pupil</b>	<b>\$ 13,457</b>	<b>\$ 13,004</b>	<b>\$ (452)</b>
<i>Note: Total budget above is not exhaustive. E.g., excludes psychologists, speech pathologists, occupational therapists, ELL and STEM lead stipends</i>			
← Exception Reason, if applicable:			

## Pyne Arts Magnet School

### School Year 24-25 Budget

Category	Students	Weight	SY24-25 Amount
<i>FSF Weights</i>	<i>SY23-24 (for reference)</i>	<i>SY24-25</i>	<i>SY24-25</i>
All students	488	465	\$ 6,550 \$ 3,045,750
Economically disadvantaged	303	173	\$ 1,873 \$ 324,029
Homeless	38	17	\$ 1,310 \$ 22,270
Low incoming performance	242	195	\$ 1,310 \$ 255,450
Grades PreK-3	219	206	\$ 1,873 \$ 385,838
ELL below Level 3	44	57	\$ 3,050 \$ 173,850
ELL Level 3 and above	44	56	\$ 1,500 \$ 84,000
SWD substantially separate	46	46	\$23,000 \$ 1,058,000
SWD inclusion/language	86	86	\$ 6,500 \$ 559,000
<i>FSF Baseline</i>			
ELL Baseline			\$ -
SWD Baseline			\$ -
General Ed Baseline			\$ -
<i>Other FSF Policies</i>			
Transition amount			\$ 83,116
Budget Exceptions			\$ 290,003
<i>FSF Total</i>			
			\$ 6,281,306
<b>Total funding</b>			
			\$ 6,281,306

### Comparison to previous year budget

Year	SY23-24	SY24-25	Projected Change
Enrollment	488	465	-23
FSF Budget	\$ 6,180,906	\$ 6,281,306	\$ 100,400
Outside of FSF - Title III Tutors	\$ 30,240	\$ -	\$ (30,240)
Coach Supplement	\$ 120,000	\$ -	\$ (120,000)
<b>Sub Total</b>	<b>\$ 6,331,146</b>	<b>\$ 6,281,306</b>	<b>\$ (49,840)</b>
Supplements	\$ 237,200	\$ -	\$ (237,200)
<b>Total Budget</b>	<b>\$ 6,568,346</b>	<b>\$ 6,281,306</b>	<b>\$ (287,040)</b>
<b>\$ per pupil</b>	<b>\$ 13,460</b>	<b>\$ 13,508</b>	<b>\$ 48</b>

*Note: Total budget above is not exhaustive. E.g., excludes psychologists, speech pathologists, occupational therapists, ELL and STEM lead stipends*

← Exception Reason, if applicable:

**Reilly****School Year 24-25 Budget**

Category	Students	Weight	SY24-25 Amount	
<i>FSF Weights</i>	<i>SY23-24 (for reference)</i>	<i>SY24-25</i>	<i>SY24-25</i>	
All students	483	473	\$ 6,550	\$ 3,098,150
Economically disadvantaged	272	98	\$ 1,873	\$ 183,554
Homeless	60	18	\$ 1,310	\$ 23,580
Low incoming performance	0	120	\$ 1,310	\$ 157,200
Grades PreK-3	393	378	\$ 1,873	\$ 707,994
ELL below Level 3	84	96	\$ 3,050	\$ 292,800
ELL Level 3 and above	84	44	\$ 1,500	\$ 66,000
SWD substantially separate	31	31	\$23,000	\$ 713,000
SWD inclusion/language	74	81	\$ 6,500	\$ 526,500
<b><i>FSF Baseline</i></b>				
ELL Baseline			\$	-
SWD Baseline			\$	-
General Ed Baseline			\$	-
<b><i>Other FSF Policies</i></b>				
Transition amount			\$	144,915
Budget Exceptions			\$	90,000
<b><i>FSF Total</i></b>				
			\$	6,003,693
<b>Total funding</b>				
			\$	6,003,693

**Comparison to previous year budget**

Year	SY23-24	SY24-25	Projected Change
Enrollment	483	473	-10
FSF Budget	\$ 5,791,745	\$ 6,003,693	\$ 211,948
Outside of FSF - Title III Tutors	\$ 30,240	\$ -	\$ (30,240)
Coach Supplement	\$ 120,000	\$ -	\$ (120,000)
<b>Sub Total</b>	<b>\$ 5,941,985</b>	<b>\$ 6,003,693</b>	<b>\$ 61,708</b>
Supplements	\$ 237,200	\$ -	\$ (237,200)
<b>Total Budget</b>	<b>\$ 6,179,185</b>	<b>\$ 6,003,693</b>	<b>\$ (175,492)</b>
<b>\$ per pupil</b>	<b>\$ 12,793</b>	<b>\$ 12,693</b>	<b>\$ (101)</b>

*Note: Total budget above is not exhaustive. E.g., excludes psychologists, speech pathologists, occupational therapists, ELL and STEM lead stipends*

← Exception Reason, if applicable:

## Robinson

School Year 24-25 Budget				
Category		Students	Weight	SY24-25 Amount
<i>FSF Weights</i>	<i>SY23-24 (for reference)</i>	<i>SY24-25</i>	<i>SY24-25</i>	
All students	628	614	\$ 6,550	\$ 4,021,700
Economically disadvantaged	515	459	\$ 1,873	\$ 859,707
Homeless	114	79	\$ 1,310	\$ 103,490
Low incoming performance	290	253	\$ 1,310	\$ 331,430
Grades PreK-3	0	0	\$ 1,873	\$ -
ELL below Level 3	100	141	\$ 3,050	\$ 430,050
ELL Level 3 and above	100	78	\$ 1,500	\$ 117,000
SWD substantially separate	42	42	\$23,000	\$ 966,000
SWD inclusion/language	87	87	\$ 6,500	\$ 565,500
<i>FSF Baseline</i>				
ELL Baseline			\$	-
SWD Baseline			\$	-
General Ed Baseline			\$	-
<i>Other FSF Policies</i>				
Transition amount			\$	211,500
Budget Exceptions			\$	170,000
<i>FSF Total</i>				
			\$	7,776,377
Total funding				
			\$	7,776,377

Comparison to previous year budget			
Year	SY23-24	SY24-25	Projected Change
Enrollment	628	614	-14
FSF Budget	\$ 7,350,745	\$ 7,776,377	\$ 425,632
Outside of FSF - Title III Tutors	\$ 60,480	\$ -	\$ (60,480)
Coach Supplement	\$ 120,000	\$ -	\$ (120,000)
<b>Sub Total</b>	<b>\$ 7,531,225</b>	<b>\$ 7,776,377</b>	<b>\$ 245,152</b>
Supplements	\$ 509,229	\$ -	\$ (509,229)
<b>Total Budget</b>	<b>\$ 8,040,454</b>	<b>\$ 7,776,377</b>	<b>\$ (264,077)</b>
<b>\$ per pupil</b>	<b>\$ 12,803</b>	<b>\$ 12,665</b>	<b>\$ (138)</b>
<i>Note: Total budget above is not exhaustive. E.g., excludes psychologists, speech pathologists, occupational therapists, ELL and STEM lead stipends</i>			
← Exception Reason, if applicable:			

## Rogers STEM

### School Year 24-25 Budget

Category		Students	Weight	SY24-25 Amount
<i>FSF Weights</i>	<i>SY23-24 (for reference)</i>	<i>SY24-25</i>	<i>SY24-25</i>	
All students	818	900	\$ 6,550	\$ 5,895,000
Economically disadvantaged	687	479	\$ 1,873	\$ 897,167
Homeless	181	109	\$ 1,310	\$ 142,790
Low incoming performance	393	250	\$ 1,310	\$ 327,500
Grades PreK-3	332	357	\$ 1,873	\$ 668,661
ELL below Level 3	152	234	\$ 3,050	\$ 713,700
ELL Level 3 and above	152	122	\$ 1,500	\$ 183,000
SWD substantially separate	16	16	\$23,000	\$ 368,000
SWD inclusion/language	127	127	\$ 6,500	\$ 825,500
<i>FSF Baseline</i>				
ELL Baseline			\$	-
SWD Baseline			\$	-
General Ed Baseline			\$	-
<i>Other FSF Policies</i>				
Transition amount			\$	351,000
Budget Exceptions			\$	300,000
<i>FSF Total</i>				
			\$	10,672,318
<b>Total funding</b>				
			\$	<b>10,672,318</b>

### Comparison to previous year budget

Year	SY23-24	SY24-25	Projected Change
Enrollment	818	900	82
FSF Budget	\$ 9,560,749	\$ 10,672,318	\$ 1,111,569
Outside of FSF - Title III Tutors	\$ 60,480	\$ -	\$ (60,480)
Coach Supplement	\$ 240,000	\$ -	\$ (240,000)
Sub Total	\$ 9,861,229	\$ 10,672,318	\$ 811,089
Supplements	\$ 424,400	\$ -	\$ (424,400)
Total Budget	\$ 10,285,629	\$ 10,672,318	\$ 386,689
\$ per pupil	\$ 12,574	\$ 11,858	\$ (716)

*Note: Total budget above is not exhaustive. E.g., excludes psychologists, speech pathologists, occupational therapists, ELL and STEM lead stipends*



## Shaughnessy

### School Year 24-25 Budget

Category	Students	Weight	SY24-25 Amount
<i>FSF Weights</i>	<i>SY23-24 (for reference)</i>	<i>SY24-25</i>	<i>SY24-25</i>
All students	473	480	\$ 6,550 \$ 3,144,000
Economically disadvantaged	364	130	\$ 1,873 \$ 243,490
Homeless	65	19	\$ 1,310 \$ 24,890
Low incoming performance	0	157	\$ 1,310 \$ 205,670
Grades PreK-3	387	388	\$ 1,873 \$ 726,724
ELL below Level 3	84	120	\$ 3,050 \$ 366,000
ELL Level 3 and above	84	55	\$ 1,500 \$ 82,500
SWD substantially separate	50	50	\$23,000 \$ 1,150,000
SWD inclusion/language	60	60	\$ 6,500 \$ 390,000
<i>FSF Baseline</i>			
ELL Baseline			\$ -
SWD Baseline			\$ -
General Ed Baseline			\$ -
<i>Other FSF Policies</i>			
Transition amount			\$ 178,012
Budget Exceptions			\$ -
<i>FSF Total</i>			\$ 6,511,286
<b>Total funding</b>			<b>\$ 6,511,286</b>

### Comparison to previous year budget

Year	SY23-24	SY24-25	Projected Change
Enrollment	473	480	7
FSF Budget	\$ 6,297,823	\$ 6,511,286	\$ 213,463
Outside of FSF - Title III Tutors	\$ 30,240	\$ -	\$ (30,240)
Coach Supplement	\$ 120,000	\$ -	\$ (120,000)
<b>Sub Total</b>	<b>\$ 6,448,063</b>	<b>\$ 6,511,286</b>	<b>\$ 63,223</b>
Supplements	\$ 237,200	\$ -	\$ (237,200)
<b>Total Budget</b>	<b>\$ 6,685,263</b>	<b>\$ 6,511,286</b>	<b>\$ (173,977)</b>
<b>\$ per pupil</b>	<b>\$ 14,134</b>	<b>\$ 13,565</b>	<b>\$ (569)</b>

*Note: Total budget above is not exhaustive. E.g., excludes psychologists, speech pathologists, occupational therapists, ELL and STEM lead stipends*

← Exception Reason, if applicable:

## Stoklosa

### School Year 24-25 Budget

Category	Students	Weight	SY24-25 Amount
<i>FSF Weights</i>	<i>SY23-24 (for reference)</i>	<i>SY24-25</i>	<i>SY24-25</i>
All students	657	610	\$ 3,995,500
Economically disadvantaged	519	475	\$ 889,675
Homeless	100	79	\$ 103,490
Low incoming performance	308	237	\$ 310,470
Grades PreK-3	0	0	\$ -
ELL below Level 3	100	88	\$ 268,400
ELL Level 3 and above	100	86	\$ 129,000
SWD substantially separate	15	15	\$ 345,000
SWD inclusion/language	91	92	\$ 598,000
<i>FSF Baseline</i>			
ELL Baseline			\$ -
SWD Baseline			\$ -
General Ed Baseline			\$ -
<i>Other FSF Policies</i>			
Transition amount			\$ 130,500
Budget Exceptions			\$ 550,000
<i>FSF Total</i>			\$ 7,320,035
<b>Total funding</b>			<b>\$ 7,320,035</b>

### Comparison to previous year budget

Year	SY23-24	SY24-25	Projected Change
Enrollment	657	610	-47
FSF Budget	\$ 6,892,687	\$ 7,320,035	\$ 427,348
Outside of FSF - Title III Tutors	\$ 60,480	\$ -	\$ (60,480)
Coach Supplement	\$ 120,000	\$ -	\$ (120,000)
<b>Sub Total</b>	<b>\$ 7,073,167</b>	<b>\$ 7,320,035</b>	<b>\$ 246,868</b>
Supplements	\$ 513,467	\$ -	\$ (513,467)
<b>Total Budget</b>	<b>\$ 7,586,634</b>	<b>\$ 7,320,035</b>	<b>\$ (266,599)</b>
<b>\$ per pupil</b>	<b>\$ 11,547</b>	<b>\$ 12,000</b>	<b>\$ 453</b>

*Note: Total budget above is not exhaustive. E.g., excludes psychologists, speech pathologists, occupational therapists, ELL and STEM lead stipends*

← Exception Reason, if applicable:

## Sullivan

### School Year 24-25 Budget

Category	Students	Weight	SY24-25 Amount
<i>FSF Weights</i>	<i>SY23-24 (for reference)</i>	<i>SY24-25</i>	<i>SY24-25</i>
All students	572	621	\$ 6,550 \$ 4,067,550
Economically disadvantaged	412	402	\$ 1,873 \$ 752,946
Homeless	98	52	\$ 1,310 \$ 68,120
Low incoming performance	287	245	\$ 1,310 \$ 320,950
Grades PreK-3	0	0	\$ 1,873 \$ -
ELL below Level 3	116	131	\$ 3,050 \$ 399,550
ELL Level 3 and above	116	92	\$ 1,500 \$ 138,000
SWD substantially separate	34	34	\$23,000 \$ 782,000
SWD inclusion/language	114	127	\$ 6,500 \$ 825,500
<i>FSF Baseline</i>			
ELL Baseline			\$ -
SWD Baseline			\$ -
General Ed Baseline			\$ -
<i>Other FSF Policies</i>			
Transition amount			\$ 196,500
Budget Exceptions			\$ 130,109.00
<i>FSF Total</i>			
			\$ 7,681,225
<b>Total funding</b>			
			\$ 7,681,225

### Comparison to previous year budget

Year	SY23-24	SY24-25	Projected Change
Enrollment	572	621	49
FSF Budget	\$ 6,945,484	\$ 7,681,225	\$ 735,741
[NEW] - Outside of FSF - Title III Tutors	\$ 30,240	\$ -	\$ (30,240)
[NEW] Coach Supplement	\$ 120,000	\$ -	\$ (120,000)
Sub Total	\$ 7,095,724	\$ 7,681,225	\$ 585,501
[NEW] Supplements	\$ 506,687	\$ -	\$ (506,687)
Total Budget	\$ 7,602,411	\$ 7,681,225	\$ 78,814
\$ per pupil	\$ 13,291	\$ 12,369	\$ (922)

*Note: Total budget above is not exhaustive. E.g., excludes psychologists, speech pathologists, occupational therapists, ELL and STEM lead stipends*

← Exception Reason, if applicable:

## Career Academy

### School Year 24-25 Budget

Category	Students	Weight	SY24-25 Amount
<i>FSF Weights</i>	<i>SY23-24 (for reference)</i>	<i>SY24-25</i>	<i>SY24-25</i>
All students	74	81	\$ 6,550 \$ 530,550
Economically disadvantaged	67	48	\$ 1,873 \$ 89,904
Homeless	12	0	\$ 1,310 \$ -
Low incoming performance	10	54	\$ 1,310 \$ 70,740
Grades PreK-3	0	0	\$ 1,873 \$ -
ELL below Level 3	6	4	\$ 3,050 \$ 12,200
ELL Level 3 and above	3	3	\$ 1,500 \$ 4,500
SWD substantially separate	0	0	\$23,000 \$ -
SWD inclusion/language	22	18	\$ 6,500 \$ 117,000
<i>FSF Baseline</i>			
ELL Baseline			\$ -
SWD Baseline			\$ -
General Ed Baseline			\$ 404,759
<i>Other FSF Policies</i>			
Transition amount			\$ 446,166
Budget Exceptions			\$ 176,344.00
<i>FSF Total</i>			
			\$ 1,852,163
<b>Total funding</b>			
			\$ 1,852,163

### Comparison to previous year budget

Year	SY23-24	SY24-25	Projected Change
Enrollment	74	81	7
FSF Budget	\$ 1,675,819	\$ 1,852,163	\$ 176,344
<b>Sub Total</b>	<b>\$ 1,675,819</b>	<b>\$ 1,852,163</b>	<b>\$ 176,344</b>
Supplements		\$ -	\$ -
<b>Total Budget</b>	<b>\$ 1,675,819</b>	<b>\$ 1,852,163</b>	<b>\$ 176,344</b>
<b>\$ per pupil</b>	<b>\$ 22,646</b>	<b>\$ 22,866</b>	<b>\$ 220</b>

*Note: Total budget above is not exhaustive. E.g., excludes psychologists, speech pathologists, occupational therapists, ELL and STEM lead stipends*

← Exception Reason, if applicable:

Added \$176,344 to cover two UTL positions (Math teacher & .5 Community Schools and .5 Guidance Counselor)

## Wang

School Year 24-25 Budget					
Category		Students	Weight	SY24-25 Amount	
FSF Weights	SY23-24 (for reference)	SY24-25	SY24-25		
All students	675	672	\$ 6,550	\$	4,401,600
Economically disadvantaged	459	429	\$ 1,873	\$	803,517
Homeless	72	67	\$ 1,310	\$	87,770
Low incoming performance	326	222	\$ 1,310	\$	290,820
Grades PreK-3	0	0	\$ 1,873	\$	-
ELL below Level 3	87	75	\$ 3,050	\$	228,750
ELL Level 3 and above	87	82	\$ 1,500	\$	123,000
SWD substantially separate	14	14	\$23,000	\$	322,000
SWD inclusion/language	125	125	\$ 6,500	\$	812,500
FSF Baseline					
ELL Baseline				\$	-
SWD Baseline				\$	-
General Ed Baseline				\$	-
Other FSF Policies					
Transition amount				\$	112,500
Budget Exceptions				\$	-
FSF Total					
				\$	7,182,457
Total funding					
				\$	7,182,457

Comparison to previous year budget			
Year	SY23-24	SY24-25	Projected Change
Enrollment	675	672	-3
FSF Budget	\$ 7,123,888	\$ 7,182,457	\$ 58,569
Outside of FSF - Title III Tutors	\$ 30,240	\$ -	\$ (30,240)
Coach Supplement	\$ 120,000	\$ -	\$ (120,000)
<b>Sub Total</b>	<b>\$ 7,274,128</b>	<b>\$ 7,182,457</b>	<b>\$ (91,671)</b>
Supplements	\$ 237,200	\$ -	\$ (237,200)
<b>Total Budget</b>	<b>\$ 7,511,328</b>	<b>\$ 7,182,457</b>	<b>\$ (328,871)</b>
<b>\$ per pupil</b>	<b>\$ 11,128</b>	<b>\$ 10,688</b>	<b>\$ (440)</b>
<i>Note: Total budget above is not exhaustive. E.g., excludes psychologists, speech pathologists, occupational therapists, ELL and STEM lead stipends</i>			
← Exception Reason, if applicable:			

## Washington

### School Year 24-25 Budget

Category	Students	Weight	SY24-25 Amount
<i>FSF Weights</i>	<i>SY23-24 (for reference)</i>	<i>SY24-25</i>	<i>SY24-25</i>
All students	243	242	\$ 6,550 \$ 1,585,100
Economically disadvantaged	185	58	\$ 1,873 \$ 108,634
Homeless	44	12	\$ 1,310 \$ 15,720
Low incoming performance	0	146	\$ 1,310 \$ 191,260
Grades PreK-3	199	196	\$ 1,873 \$ 367,108
ELL below Level 3	38	74	\$ 3,050 \$ 225,700
ELL Level 3 and above	88	44	\$ 1,500 \$ 66,000
SWD substantially separate	34	34	\$23,000 \$ 782,000
SWD inclusion/language	36	36	\$ 6,500 \$ 234,000
<i>FSF Baseline</i>			
ELL Baseline			\$ -
SWD Baseline			\$ -
General Ed Baseline			\$ -
<i>Other FSF Policies</i>			
Transition amount			\$ 110,482.00
Budget Exceptions			\$ -
<i>FSF Total</i>			
			\$ 3,686,004
<b>Total funding</b>			
			\$ 3,686,004

### Comparison to previous year budget

Year	SY23-24	SY24-25	Projected Change
Enrollment	243	242	-1
FSF Budget	\$ 3,564,140	\$ 3,686,004	\$ 121,864
<b>Sub Total</b>	<b>\$ 3,564,140</b>	<b>\$ 3,686,004</b>	<b>\$ 121,864</b>
Supplements	\$ 237,200	\$ -	\$ (237,200)
<b>Total Budget</b>	<b>\$ 3,801,340</b>	<b>\$ 3,686,004</b>	<b>\$ (115,336)</b>
<b>\$ per pupil</b>	<b>\$ 15,643</b>	<b>\$ 15,231</b>	<b>\$ (412)</b>

*Note: Total budget above is not exhaustive. E.g., excludes psychologists, speech pathologists, occupational therapists, ELL and STEM lead stipends*

← Exception Reason, if applicable:

**SECTION 5:**  
**FAIR STUDENT**  
**FUNDING BUDGETS**

<b>Adie Day School</b>		<b>SY23-24 Staff</b>	<b>Required minimum</b>	<b>SY24-25 Budgeted Staff</b>	<b>Check: Sufficient Staff?</b>	<b>Average Salary</b>	<b>Average Benefits</b>	<b>Amount</b>	<b>Notes</b>
<b>School Year 24-25 Budget</b>				Budget in light yellow cells		Budget in light yellow cells		\$2,869,567	Total Allocation - All Sources
<i>Positions in navy blue have been HS-only in the past</i>				Gray cells are budgeted for you				\$0	Amount remaining to budget
<b>2100 Principal's Office:</b>									
Principal/Coordinator	1.00	1.00	1.00	Yes	\$	128,740	\$	21,500	\$150,240 [Add notes here as needed]
Headmaster				Yes	\$	146,371	\$	24,444	\$0 [Add notes here as needed]
Assistant Principal				Yes	\$	125,952	\$	21,034	\$0 [Add notes here as needed]
House Deans				Yes	\$	133,155	\$	22,237	\$0 [Add notes here as needed]
Administrative Assistant	1.00	1.00	1.00	Yes	\$	49,553	\$	8,275	\$57,828 [Add notes here as needed]
<b>Subtotal</b>	<b>2.00</b>	<b>2.00</b>	<b>2.00</b>						<b>\$208,068</b>
<b>Coaches:</b>									
Math Resource Teacher				Yes	\$	95,760	\$	15,992	\$0 [Add notes here as needed]
Literacy Specialist	1.00		1.00	Yes	\$	102,000	\$	17,034	\$119,034 [Add notes here as needed]
Instructional Specialist				Yes	\$	102,000	\$	17,034	\$0 [Add notes here as needed]
Additional professional development coaches				Yes	\$	101,486	\$	16,948	\$0 [Add notes here as needed]
<b>Subtotal</b>	<b>1.00</b>	<b>0.00</b>	<b>1.00</b>						<b>\$119,034</b>
<b>Teachers:</b>									
<b>Classroom Teachers</b>									
PreSchool Teachers				Yes	\$	86,000	\$	14,362	\$0 [Add notes here as needed]
Kindergarten Teachers	0.00			Yes	\$	86,000	\$	14,362	\$0 [Add notes here as needed]
1st Grade Teachers		see below		see below	\$	86,000	\$	14,362	\$0 [Add notes here as needed]
2nd Grade Teachers		see below		see below	\$	86,000	\$	14,362	\$0 [Add notes here as needed]
3rd Grade Teachers		see below		see below	\$	86,000	\$	14,362	\$0 [Add notes here as needed]
4th Grade Teachers		see below		see below	\$	86,000	\$	14,362	\$0 [Add notes here as needed]
5th Grade Teachers		see below		see below	\$	86,000	\$	14,362	\$0 [Add notes here as needed]
6th Grade Teachers		see below		see below	\$	86,000	\$	14,362	\$0 [Add notes here as needed]
7th Grade Teachers		see below		see below	\$	86,000	\$	14,362	\$0 [Add notes here as needed]
8th Grade Teachers		see below		see below	\$	86,000	\$	14,362	\$0 [Add notes here as needed]
Loopers		see below		see below	\$	86,000	\$	14,362	\$0 [Add notes here as needed]
<b>Subtotal: All Grades 1-8 Teachers</b>	<b>0.00</b>	<b>0.00</b>	<b>0.00</b>	<b>Yes</b>					
<b>Allied Arts</b>									
Art				Yes	\$	86,000	\$	14,362	\$0 [Add notes here as needed]
Music				Yes	\$	86,000	\$	14,362	\$0 [Add notes here as needed]
Physical Education	1.00		1.00	Yes	\$	86,000	\$	14,362	\$100,362 [Add notes here as needed]
Technology Ed				Yes	\$	86,000	\$	14,362	\$0 [Add notes here as needed]
Drama				Yes	\$	86,000	\$	14,362	\$0 [Add notes here as needed]
ITS				Yes	\$	86,000	\$	14,362	\$0 [Add notes here as needed]
Content Literacy				Yes	\$	86,000	\$	14,362	\$0 [Add notes here as needed]
Health				Yes	\$	86,000	\$	14,362	\$0 [Add notes here as needed]
Dance				Yes	\$	86,000	\$	14,362	\$0 [Add notes here as needed]
Library/Media Specialist				Yes	\$	88,355	\$	14,755	\$0 [Add notes here as needed]
Other				Yes	\$	86,000	\$	14,362	\$0 [Add notes here as needed]
<b>Subject Teachers (High school only)</b>									
Math Teachers	0.00	see below		see below	\$	86,000	\$	14,362	\$0 [Add notes here as needed]
Science Teachers	0.00	see below		see below	\$	86,000	\$	14,362	\$0 [Add notes here as needed]
Social Studies Teachers	0.00	see below		see below	\$	86,000	\$	14,362	\$0 [Add notes here as needed]
English	0.00	see below		see below	\$	86,000	\$	14,362	\$0 [Add notes here as needed]
Foreign Language	0.00	see below		see below	\$	86,000	\$	14,362	\$0 [Add notes here as needed]
<b>All HS Subject Teachers</b>	<b>0.00</b>	<b>0.0</b>		<b>Yes</b>					<b>[Add notes here as needed]</b>
In House Suspension	0.00			Yes	\$	86,000	\$	14,362	\$0 [Add notes here as needed]
Consumer Science	0.00			Yes	\$	86,000	\$	14,362	\$0 [Add notes here as needed]
Business	0.00			Yes	\$	86,000	\$	14,362	\$0 [Add notes here as needed]
Video Production	0.00			Yes	\$	86,000	\$	14,362	\$0 [Add notes here as needed]
ROTC	0.00			Yes	\$	86,000	\$	14,362	\$0 [Add notes here as needed]
<b>All General Education Teachers</b>	<b>1.00</b>	<b>0.00</b>	<b>1.00</b>						<b>\$100,362</b>
<b>Special Education Teachers</b>									
Adjustment Teachers		see below			\$	86,000	\$	14,362	\$0 [Add notes here as needed]
LEAP Teachers		see below			\$	86,000	\$	14,362	\$0 [Add notes here as needed]
CSA Teachers	11.00	see below	11.00		\$	86,000	\$	14,362	\$1,103,982 [Add notes here as needed]
Other Special Ed Teachers		see below			\$	86,000	\$	14,362	\$0 [Add notes here as needed]
<b>All Special Education Teachers</b>	<b>11.00</b>	<b>11.0</b>	<b>11.00</b>						



Adie Day School		SY23-24 Staff	Required minimum	SY24-25 Budgeted Staff	Check: Sufficient Staff?	Average Salary	Average Benefits	Amount	Notes		
School Year 24-25 Budget				Budget in light yellow cells		Budget in light yellow cells		\$2,869,567	Total Allocation - All Sources		
Positions in navy blue have been HS-only in the past				Gray cells are budgeted for you				\$0	Amount remaining to budget		
English Language Learners Teachers											
ELL Teachers					Yes	\$	86,000	\$	14,362	\$0	[Add notes here as needed]
All Teachers		12.00	11.00	12.00						\$1,204,344	
Paraprofessionals:											
GenEd Paras											
Preschool Para					Yes	\$	32,745	\$	5,468	\$0	[Add notes here as needed]
Kindergarten Para					Yes	\$	32,745	\$	5,468	\$0	[Add notes here as needed]
Mainstream Paras					Yes	\$	32,745	\$	5,468	\$0	[Add notes here as needed]
All General Education Paras		0.00	0.0	0.00						\$0	
Special Education Paras											
Special Education Classroom Paras		30.00	26.0	30.00		\$	33,493	\$	5,593	\$1,172,600	[Add notes here as needed]
504 /1to1		0.00	3.00	1.00	Funded based on need						[Add notes here as needed]
English Language Learners Paras											
ELL Para		0.00	0.0		Yes	\$	33,493	\$	5,593	\$0	[Add notes here as needed]
All Paraprofessionals		30.00	29.00	31.00						\$1,172,600	
Student Support:											
Guidance Counselor					Yes	\$	99,727	\$	16,654	\$0	[Add notes here as needed]
Social Worker					Yes	\$	99,164	\$	16,560	\$0	[Add notes here as needed]
Mental Health Support Staff		n/a			Yes	\$	99,164	\$	16,560	\$0	[Add notes here as needed]
Behavior Support Staff		n/a			Yes	\$	86,000	\$	14,362	\$0	[Add notes here as needed]
Building Substitute Staff		n/a			Yes	\$	42,500	\$	7,098	\$0	[Add notes here as needed]
ELL Tutor (Title III)		0.00			Yes	\$	30,240			\$0	[Add notes here as needed]
Tutors (including SEL): 18 hrs/week		0.00			Yes	\$	30,240			\$0	[Add notes here as needed]
Tutors: 15 hrs/week (Title I)		0.00			Yes	\$	25,200			\$0	[Add notes here as needed]
Parent Liaisons: Stipended (Title I)		1.00		1.00	Yes	\$	4,000			\$4,000	[Add notes here as needed]
Parent Liaisons: 18 hrs/week (Title I)		0.00			Yes	\$	15,120			\$0	[Add notes here as needed]
Parent Liaison, full time		0.00			Yes	\$	37,000	\$	6,179	\$0	[Add notes here as needed]
Subtotal		1.00	0.00	1.00						\$4,000	
Facilities											
Security Guards		0.00			Yes	\$	49,877	\$	8,329	\$0	[Add notes here as needed]
Custodians		1.00	1.00	1.00	Yes	\$	54,592	\$	9,117	\$63,709	[Add notes here as needed]
Subtotal		1.00	1.00	1.00						\$63,709	
High School-Specific Positions											
Associate Head of School		0.00			Yes	\$	139,321	\$	23,267	\$0	[Add notes here as needed]
Coordinator of Student Support Services		0.00			Yes	\$	133,188	\$	22,242	\$0	[Add notes here as needed]
Discipline & Operations Specialist		0.00			Yes	\$	109,123	\$	18,224	\$0	[Add notes here as needed]
Academic Chairs		0.00			Yes	\$	127,667	\$	21,320	\$0	[Add notes here as needed]
Director of the Freshman Academy		0.00			Yes	\$	105,000	\$	17,535	\$0	[Add notes here as needed]
Student Services Specialist - Freshman Academy		0.00			Yes	\$	100,344	\$	16,757	\$0	[Add notes here as needed]
Bursar/Financial Specialist		0.00			Yes	\$	54,307	\$	9,069	\$0	[Add notes here as needed]
Clerk Schedulers		0.00			Yes	\$	47,812	\$	7,985	\$0	[Add notes here as needed]
Administrator of Athletics		0.00			Yes	\$	132,791	\$	22,176	\$0	[Add notes here as needed]
Student Activity Advisor		0.00			Yes	\$	86,220	\$	14,399	\$0	[Add notes here as needed]
Subtotal		0.00	0.00	0.00						\$0	
Other Positions											
Other (describe in column H)		n/a			Yes					\$0	[Add notes here as needed]
Other (describe in column H)		n/a			Yes					\$0	[Add notes here as needed]
Subtotal				0.00						\$0	
Total Staffing											
All Staff		47.00		48.00						\$2,771,755	
Stipends											
STEM Lead Stipends		Provided outside of SB	Grant provided			\$	3,600			\$0	[Add notes here as needed]

<b>Adie Day School</b>		<b>SY23-24 Staff Required minimum</b>	<b>SY24-25 Budgeted Staff</b>	<b>Check: Sufficient Staff?</b>	<b>Average Salary</b>	<b>Average Benefits</b>	<b>Amount</b>	<b>Notes</b>
<b>School Year 24-25 Budget</b>			Budget in light yellow cells		Budget in light yellow cells		\$2,869,567	Total Allocation - All Sources
<i>Positions in navy blue have been HS-only in the past</i>			Gray cells are budgeted for you				\$0	Amount remaining to budget
ELL Lead Stipends	Provided outside of SB		Grant provided		\$ 3,600		\$0	[Add notes here as needed]
Website Content Manager Stipends				Yes	\$ 2,500		\$0	[Add notes here as needed]
Other Lead Stipend (describe in column H);			1.00	Yes	\$3,600		\$3,600	[Add notes here as needed]
Other Lead Stipend (describe in column H);			1.00	Yes	\$3,600		\$3,600	[Add notes here as needed]
Other Lead Stipend (describe in column H);			1.00	Yes	\$3,600		\$3,600	[Add notes here as needed]
<b>Total Stipends</b>	\$ -						<b>\$10,800</b>	
<b>Non-Personnel</b>								
SA: Instructional Supplies				Yes				[Add notes here as needed]
SA: General Supplies	\$ 82,812		\$ 72,012	Yes			\$72,012	[Add notes here as needed]
SA: Contracted Services	\$ -			Yes				[Add notes here as needed]
SA: Professional Development	\$ 15,000		\$ 15,000	Yes			\$15,000	[Add notes here as needed]
SA: Technology	\$ -			Yes				[Add notes here as needed]
Athletics: Coaches	\$ -			Yes				[Add notes here as needed]
Athletics: Contracted Services	\$ -			Yes				[Add notes here as needed]
Athletics: Transportation	\$ -			Yes				[Add notes here as needed]
Athletics: Supplies & Uniforms	\$ -			Yes				[Add notes here as needed]
Athletics: Rental Fees	\$ -			Yes				[Add notes here as needed]
Student Activity Stipends	\$ -			Yes				[Add notes here as needed]
Student Activity Supplies	\$ -			Yes				[Add notes here as needed]
Dual Enrollment	\$ - Provided outside of SBB		\$ -	Provided outside of SBB			\$0	[Add notes here as needed]
SCORE Peer Mediation	\$ - Provided outside of SBB		\$ -	Provided outside of SBB			\$0	[Add notes here as needed]
Band camp	\$ - Provided outside of SBB		\$ -	Provided outside of SBB			\$0	[Add notes here as needed]
Choral Supplies	\$ - Provided outside of SBB		\$ -	Provided outside of SBB			\$0	[Add notes here as needed]
Jr. Air Force ROTC Supplies & Equip.	\$ -			Yes				[Add notes here as needed]
Other (describe in column H)								[Add notes here as needed]
Other (describe in column H)								[Add notes here as needed]
Other (describe in column H)								[Add notes here as needed]
<b>Total Non-Personnel</b>	\$ 97,812		\$ 87,012				<b>\$87,012</b>	
<b>Total Budget</b>								
							<b>\$2,869,567</b>	

Bailey Elementary School		SY23-24 Staff	Required minimum	SY24-25 Budgeted Staff	Check: Sufficient Staff?	Average Salary		Average Benefits	Amount	Notes
School Year 24-25 Budget				Budget in light yellow cells		Budget in light yellow cells			\$5,857,861	Total Allocation - All Sources
Positions in navy blue have been HS-only in the past				Gray cells are budgeted for you					(\$0)	Amount remaining to budget
2100 Principal's Office:										
Principal/Coordinator	1.00	1.00	1.00	Yes	\$	128,740	\$	21,500	\$150,240	[Add notes here as needed]
Headmaster				Yes	\$	146,371	\$	24,444	\$0	[Add notes here as needed]
Assistant Principal	1.00		1.00	Yes	\$	125,952	\$	21,034	\$146,986	[Add notes here as needed]
House Deans				Yes	\$	133,155	\$	22,237	\$0	[Add notes here as needed]
Administrative Assistant	1.00	1.00	1.00	Yes	\$	49,553	\$	8,275	\$57,828	[Add notes here as needed]
Subtotal	3.00	2.00	3.00						\$355,054	
Coaches:										
Math Resource Teacher	1.00		1.00	Yes	\$	95,760	\$	15,992	\$111,751	[Add notes here as needed]
Literacy Specialist	1.00		1.00	Yes	\$	102,000	\$	17,034	\$119,034	[Add notes here as needed]
Instructional Specialist				Yes	\$	102,000	\$	17,034	\$0	[Add notes here as needed]
Additional professional development coaches				Yes	\$	101,486	\$	16,948	\$0	[Add notes here as needed]
Subtotal	2.00	0.00	2.00						\$230,785	
Teachers:										
Classroom Teachers										
PreSchool Teachers	1.00	1.00	1.00	Yes	\$	86,000	\$	14,362	\$100,362	[Add notes here as needed]
Kindergarten Teachers	4.00	4.00	4.00	Yes	\$	86,000	\$	14,362	\$401,448	[Add notes here as needed]
1st Grade Teachers	4.00	see below	4.00	see below	\$	86,000	\$	14,362	\$401,448	[Add notes here as needed]
2nd Grade Teachers	4.00	see below	4.00	see below	\$	86,000	\$	14,362	\$401,448	[Add notes here as needed]
3rd Grade Teachers	4.00	see below	4.00	see below	\$	86,000	\$	14,362	\$401,448	[Add notes here as needed]
4th Grade Teachers	4.00	see below	4.00	see below	\$	86,000	\$	14,362	\$401,448	[Add notes here as needed]
5th Grade Teachers		see below		see below	\$	86,000	\$	14,362	\$0	[Add notes here as needed]
6th Grade Teachers		see below		see below	\$	86,000	\$	14,362	\$0	[Add notes here as needed]
7th Grade Teachers		see below		see below	\$	86,000	\$	14,362	\$0	[Add notes here as needed]
8th Grade Teachers		see below		see below	\$	86,000	\$	14,362	\$0	[Add notes here as needed]
Loopers		see below		see below	\$	86,000	\$	14,362	\$0	[Add notes here as needed]
Subtotal: All Grades Teachers	21.00	18.00	21.00	Yes						
Allied Arts										
Art	1.00		1.00	Yes	\$	86,000	\$	14,362	\$100,362	[Add notes here as needed]
Music	1.00		1.00	Yes	\$	86,000	\$	14,362	\$100,362	[Add notes here as needed]
Physical Education	1.00	1.00	1.00	Yes	\$	86,000	\$	14,362	\$100,362	[Add notes here as needed]
Technology Ed				Yes	\$	86,000	\$	14,362	\$0	[Add notes here as needed]
Drama				Yes	\$	86,000	\$	14,362	\$0	[Add notes here as needed]
ITS				Yes	\$	86,000	\$	14,362	\$0	[Add notes here as needed]
Content Literacy	1.00		1.00	Yes	\$	86,000	\$	14,362	\$100,362	[Add notes here as needed]
Health				Yes	\$	86,000	\$	14,362	\$0	[Add notes here as needed]
Dance				Yes	\$	86,000	\$	14,362	\$0	[Add notes here as needed]
Library/Media Specialist				Yes	\$	88,355	\$	14,755	\$0	[Add notes here as needed]
Other				Yes	\$	86,000	\$	14,362	\$0	[Add notes here as needed]
All General Education Teachers	25.00	19.00	25.00						\$2,509,050	
Special Education Teachers										
Adjustment Teachers		see below			\$	86,000	\$	14,362	\$0	[Add notes here as needed]
LEAP Teachers		see below			\$	86,000	\$	14,362	\$0	[Add notes here as needed]
CSA Teachers	3.00	see below	3.00		\$	86,000	\$	14,362	\$301,086	[Add notes here as needed]
Other Special Ed Teachers	4.00	see below	4.00		\$	86,000	\$	14,362	\$401,448	[Add notes here as needed]
All Special Education Teachers	7.00	7.0	7.00							
English Language Learners Teachers										
ELL Teachers	5.00	3.0	4.00	Yes	\$	86,000	\$	14,362	\$401,448	[Add notes here as needed]
All Teachers	37.00	29.00	36.00						\$3,613,032	
Paraprofessionals:										
GenEd Paras										
Preschool Para	1.00	1.00	1.00	Yes	\$	32,745	\$	5,468	\$38,214	[Add notes here as needed]
Kindergarten Para	4.00	3.00	4.00	Yes	\$	32,745	\$	5,468	\$152,854	[Add notes here as needed]
Mainstream Paras	9.00	6.00	8.00	Yes	\$	32,745	\$	5,468	\$305,705	[Add notes here as needed]

Bailey Elementary School		SY23-24 Staff	Required minimum	SY24-25 Budgeted Staff	Check: Sufficient Staff?	Average Salary	Average Benefits	Amount	Notes
School Year 24-25 Budget				Budget in light yellow cells		Budget in light yellow cells		\$5,857,861	Total Allocation - All Sources
Positions in navy blue have been HS-only in the past				Gray cells are budgeted for you				(\$0)	Amount remaining to budget
All General Education Paras		14.00	10.0	13.00				\$496,773	
Special Education Paras									
Special Education Classroom Paras	9.00	9.0	9.00		\$	33,493	\$	5,593	\$351,780 [Add notes here as needed]
504 /1to1	1.00	1.00	1.00		Funded based on need				[Add notes here as needed]
English Language Learners Paras									
ELL Para	0.00	1.0	1.00		Yes	\$	33,493	\$	5,593 \$39,087 [Add notes here as needed]
All Paraprofessionals		24.00	25.00	24.00				\$887,639	
Student Support:									
Guidance Counselor					Yes	\$	99,727	\$	16,654 \$0 [Add notes here as needed]
Social Worker	1.00		2.00		Yes	\$	99,164	\$	16,560 \$231,448 [Add notes here as needed]
Mental Health Support Staff	1.00				Yes	\$	99,164	\$	16,560 \$0 [Add notes here as needed]
Behavior Support Staff	n/a				Yes	\$	86,000	\$	14,362 \$0 [Add notes here as needed]
Building Substitute Staff	n/a				Yes	\$	42,500	\$	7,098 \$0 [Add notes here as needed]
ELL Tutor (Title III)	1.00				Yes	\$	30,240		\$0 [Add notes here as needed]
Tutors (including SEL): 18 hrs/week	5.90		6.70		Yes	\$	30,240		\$202,608 8 tutors at 15 hours per week
Tutors: 15 hrs/week (Title I)	3.00		3.00		Yes	\$	25,200		\$75,600 [Add notes here as needed]
Parent Liaisons: Stipended (Title I)	0.00				Yes	\$	4,000		\$0 [Add notes here as needed]
Parent Liaisons: 18 hrs/week (Title I)					Yes	\$	15,120		\$0 [Add notes here as needed]
Parent Liaison, full time					Yes	\$	37,000	\$	6,179 \$0 [Add notes here as needed]
Subtotal	11.90	0.00	11.70					\$509,656	
Facilities									
Security Guards					Yes	\$	49,877	\$	8,329 \$0 [Add notes here as needed]
Custodians	3.00	3.00	3.00		Yes	\$	54,592	\$	9,117 \$191,126 [Add notes here as needed]
Subtotal	3.00	3.00	3.00					\$191,126	
Other Positions									
Other (describe in column H)	n/a				Yes	\$	75,000		\$0 [Add notes here as needed]
Other (describe in column H)	n/a				Yes	See Amanda Dupont to estimate salary + benefits			\$0 [Add notes here as needed]
Subtotal			0.00					\$0	
Total Staffing									
All Staff	80.90		79.70					\$5,787,292	
Stipends									
STEM Lead Stipends		Provided outside of SB	Grant provided			\$	3,600		\$0 [Add notes here as needed]
ELL Lead Stipends		Provided outside of SB	Grant provided			\$	3,600		\$0 [Add notes here as needed]
Website Content Manager Stipends			1.00		Yes	\$	2,500		\$2,500 [Add notes here as needed]
Other Lead Stipend (describe in column H); Add per-person stipend amount in column F					Yes				\$0 [Add notes here as needed]
Other Lead Stipend (describe in column H); Add per-person stipend amount in column F					Yes				\$0 [Add notes here as needed]
Other Lead Stipend (describe in column H); Add per-person stipend amount in column F					Yes				\$0 [Add notes here as needed]
Total Stipends	\$ -		1.00					\$2,500	
Non-Personnel									
SA: Instructional Supplies					Yes				[Add notes here as needed]
SA: General Supplies	\$ 115,184		\$ 50,000		Yes				\$50,000 [Add notes here as needed]
SA: Contracted Services					Yes				[Add notes here as needed]
SA: Professional Development	\$ 25,000		\$ 18,069		Yes				\$18,069 [Add notes here as needed]
SA: Technology					Yes				[Add notes here as needed]
Athletics: Coaches					Yes				[Add notes here as needed]
Athletics: Contracted Services					Yes				[Add notes here as needed]
Athletics: Transportation					Yes				[Add notes here as needed]
Athletics: Supplies & Uniforms					Yes				[Add notes here as needed]
Athletics: Rental Fees					Yes				[Add notes here as needed]

<b>Bailey Elementary School</b>		<b>SY23-24 Staff Required minimum</b>	<b>SY24-25 Budgeted Staff</b>	<b>Check: Sufficient Staff?</b>	<b>Average Salary</b>	<b>Average Benefits</b>	<b>Amount</b>	<b>Notes</b>
<b>School Year 24-25 Budget</b>			Budget in light yellow cells		Budget in light yellow cells		\$5,857,861	Total Allocation - All Sources
<i>Positions in navy blue have been HS-only in the past</i>			Gray cells are budgeted for you				(\$0)	Amount remaining to budget
Student Activity Stipends				Yes				[Add notes here as needed]
Student Activity Supplies				Yes				[Add notes here as needed]
Dual Enrollment		Provided outside of SBB		Provided outside of SBB				[Add notes here as needed]
SCORE Peer Mediation		Provided outside of SBB		Provided outside of SBB				[Add notes here as needed]
Band camp		Provided outside of SBB		Provided outside of SBB				[Add notes here as needed]
Choral Supplies		Provided outside of SBB		Provided outside of SBB				[Add notes here as needed]
Jr. Air Force ROTC Supplies & Equip.				Yes				[Add notes here as needed]
Other (describe in column H)								[Add notes here as needed]
Other (describe in column H)								[Add notes here as needed]
Other (describe in column H)								[Add notes here as needed]
<b>Total Non-Personnel</b>		\$ 140,184	\$ 68,069				<b>\$68,069</b>	
<b>Total Budget</b>							<b>\$5,857,861</b>	

Bartlett Community Partnership				SY23-24 Staff	Required minimum	SY24-25 Budgeted Staff	Check: Sufficient Staff?	Average Salary	Average Benefits	Amount	Notes
School Year 24-25 Budget						Budget in light yellow cells		Budget in light yellow cells		\$7,313,291	Total Allocation - All Sources
Positions in navy blue have been HS-only in the past						Gray cells are budgeted for you				\$0	Amount remaining to budget
2100 Principal's Office:											
Principal/Coordinator	1.00	1.00	1.00		Yes	\$	128,740	\$	21,500	\$150,240	[Add notes here as needed]
Headmaster					Yes	\$	146,371	\$	24,444	\$0	[Add notes here as needed]
Assistant Principal	2.00		2.00		Yes	\$	125,952	\$	21,034	\$293,972	[Add notes here as needed]
House Deans					Yes	\$	133,155	\$	22,237	\$0	[Add notes here as needed]
Administrative Assistant	1.00	1.00	1.00		Yes	\$	49,553	\$	8,275	\$57,828	[Add notes here as needed]
Subtotal	4.00	2.00	4.00							\$502,040	
Coaches:											
Math Resource Teacher	2.00		1.00		Yes	\$	95,760	\$	15,992	\$111,751	[Add notes here as needed]
Literacy Specialist			1.00		Yes	\$	102,000	\$	17,034	\$119,034	[Add notes here as needed]
Instructional Specialist	1.00				Yes	\$	102,000	\$	17,034	\$0	[Add notes here as needed]
Additional professional development coaches					Yes	\$	101,486	\$	16,948	\$0	[Add notes here as needed]
Subtotal	3.00	0.00	2.00							\$230,785	
Teachers:											
Classroom Teachers											
PreSchool Teachers	2.00	2.00	2.00		Yes	\$	86,000	\$	14,362	\$200,724	[Add notes here as needed]
Kindergarten Teachers	2.00	2.00	2.00		Yes	\$	86,000	\$	14,362	\$200,724	[Add notes here as needed]
1st Grade Teachers	2.00	see below	2.00		see below	\$	86,000	\$	14,362	\$200,724	[Add notes here as needed]
2nd Grade Teachers	2.00	see below	2.00		see below	\$	86,000	\$	14,362	\$200,724	[Add notes here as needed]
3rd Grade Teachers	2.00	see below	2.00		see below	\$	86,000	\$	14,362	\$200,724	[Add notes here as needed]
4th Grade Teachers	2.00	see below	2.00		see below	\$	86,000	\$	14,362	\$200,724	[Add notes here as needed]
5th Grade Teachers	2.00	see below	2.00		see below	\$	86,000	\$	14,362	\$200,724	[Add notes here as needed]
6th Grade Teachers	2.00	see below	2.00		see below	\$	86,000	\$	14,362	\$200,724	[Add notes here as needed]
7th Grade Teachers	2.00	see below	2.00		see below	\$	86,000	\$	14,362	\$200,724	[Add notes here as needed]
8th Grade Teachers	2.00	see below	2.00		see below	\$	86,000	\$	14,362	\$200,724	[Add notes here as needed]
Loopers	2.00	see below	3.00		see below	\$	86,000	\$	14,362	\$301,086	[Add notes here as needed]
Subtotal: All Grades 1-8 Teachers	18.00	16.00	19.00		Yes						
Allied Arts											
Art	1.00		1.00		Yes	\$	86,000	\$	14,362	\$100,362	[Add notes here as needed]
Music	1.00		1.00		Yes	\$	86,000	\$	14,362	\$100,362	[Add notes here as needed]
Physical Education	1.00		1.00		Yes	\$	86,000	\$	14,362	\$100,362	[Add notes here as needed]
Technology Ed					Yes	\$	86,000	\$	14,362	\$0	[Add notes here as needed]
Drama			1.00		Yes	\$	86,000	\$	14,362	\$100,362	[Add notes here as needed]
ITS	1.00				Yes	\$	86,000	\$	14,362	\$0	[Add notes here as needed]
Content Literacy					Yes	\$	86,000	\$	14,362	\$0	[Add notes here as needed]
Health	1.00		1.00		Yes	\$	86,000	\$	14,362	\$100,362	[Add notes here as needed]
Dance					Yes	\$	86,000	\$	14,362	\$0	[Add notes here as needed]
Library/Media Specialist					Yes	\$	88,355	\$	14,755	\$0	[Add notes here as needed]
Other	3.00		3.00		Yes	\$	86,000	\$	14,362	\$301,086	[Add notes here as needed]
Subject Teachers (High school only)											
Math Teachers	see below				see below	\$	86,000	\$	14,362	\$0	[Add notes here as needed]
Science Teachers	see below				see below	\$	86,000	\$	14,362	\$0	[Add notes here as needed]
Social Studies Teachers	see below				see below	\$	86,000	\$	14,362	\$0	[Add notes here as needed]
English	see below				see below	\$	86,000	\$	14,362	\$0	[Add notes here as needed]
Foreign Language	see below				see below	\$	86,000	\$	14,362	\$0	[Add notes here as needed]
All HS Subject Teachers	0.00	0.0			Yes						[Add notes here as needed]
In House Suspension					Yes	\$	86,000	\$	14,362	\$0	[Add notes here as needed]
Consumer Science					Yes	\$	86,000	\$	14,362	\$0	[Add notes here as needed]
Business					Yes	\$	86,000	\$	14,362	\$0	[Add notes here as needed]
Video Production					Yes	\$	86,000	\$	14,362	\$0	[Add notes here as needed]
ROTC					Yes	\$	86,000	\$	14,362	\$0	[Add notes here as needed]
All General Education Teachers	30.00	20.00	31.00							\$3,111,222	
Special Education Teachers											
Adjustment Teachers	see below					\$	86,000	\$	14,362	\$0	[Add notes here as needed]
LEAP Teachers	6.00	see below	6.00			\$	86,000	\$	14,362	\$602,172	[Add notes here as needed]
CSA Teachers	1.00	see below				\$	86,000	\$	14,362	\$0	[Add notes here as needed]
Other Special Ed Teachers	6.00	see below	6.00			\$	86,000	\$	14,362	\$602,172	[Add notes here as needed]
All Special Education Teachers	13.00	10.0	12.00								

<b>Bartlett Community Partnership</b>	<b>SY23-24 Staff</b>	<b>Required minimum</b>	<b>SY24-25 Budgeted Staff</b>	<b>Check: Sufficient Staff?</b>	<b>Average Salary</b>	<b>Average Benefits</b>	<b>Amount</b>	<b>Notes</b>
<b>School Year 24-25 Budget</b>			Budget in light yellow cells		Budget in light yellow cells		\$7,313,291	Total Allocation - All Sources
<i>Positions in navy blue have been HS-only in the past</i>			Gray cells are budgeted for you				\$0	Amount remaining to budget
<b>English Language Learners Teachers</b>								
ELL Teachers	4.00	3.0	4.00	Yes	\$ 86,000	\$ 14,362	\$401,448	[Add notes here as needed]
<b>All Teachers</b>	<b>47.00</b>	<b>33.00</b>	<b>47.00</b>				<b>\$4,717,014</b>	
<b>Paraprofessionals:</b>								
<b>GenEd Paras</b>								
Preschool Para	2.00	2.00	3.00	Yes	\$ 32,745	\$ 5,468	\$114,641	[Add notes here as needed]
Kindergarten Para	2.00	2.00	2.00	Yes	\$ 32,745	\$ 5,468	\$76,427	[Add notes here as needed]
Mainstream Paras	6.00		7.00	Yes	\$ 32,745	\$ 5,468	\$267,492	[Add notes here as needed]
<b>All General Education Paras</b>	<b>10.00</b>	<b>0.0</b>	<b>12.00</b>				<b>\$458,559</b>	
<b>Special Education Paras</b>								
Special Education Classroom Paras	16.00	18.0	13.00	Contact Billie Jo Turner and Special Education Department	\$ 33,493	\$ 5,593	\$508,127	[Add notes here as needed]
504 /1to1	4.00	2.00	7.00	Funded based on need				[Add notes here as needed]
<b>English Language Learners Paras</b>								
ELL Para	1.00			Yes	\$ 33,493	\$ 5,593	\$0	[Add notes here as needed]
<b>All Paraprofessionals</b>	<b>31.00</b>	<b>20.00</b>	<b>32.00</b>				<b>\$966,686</b>	
<b>Student Support:</b>								
Guidance Counselor	1.00	1.00	1.00	Yes	\$ 99,727	\$ 16,654	\$116,382	[Add notes here as needed]
Social Worker	1.00		2.00	Yes	\$ 99,164	\$ 16,560	\$231,448	[Add notes here as needed]
Mental Health Support Staff	1.00			Yes	\$ 99,164	\$ 16,560	\$0	[Add notes here as needed]
Behavior Support Staff	1.00			Yes	\$ 86,000	\$ 14,362	\$0	[Add notes here as needed]
Building Substitute Staff	1.00			Yes	\$ 42,500	\$ 7,098	\$0	[Add notes here as needed]
ELL Tutor (Title III)				Yes	\$ 30,240		\$0	[Add notes here as needed]
Tutors (including SEL): 18 hrs/week				Yes	\$ 30,240		\$0	[Add notes here as needed]
Tutors: 15 hrs/week (Title I)	5.00		4.00	Yes	\$ 25,200		\$100,800	[Add notes here as needed]
Parent Liaisons: Stipended (Title I)				Yes	\$ 4,000		\$0	[Add notes here as needed]
Parent Liaisons: 18 hrs/week (Title I)				Yes	\$ 15,120		\$0	[Add notes here as needed]
Parent Liaison, full time	1.00		1.00	Yes	\$ 37,000	\$ 6,179	\$43,179	[Add notes here as needed]
<b>Subtotal</b>	<b>11.00</b>	<b>1.00</b>	<b>8.00</b>				<b>\$491,809</b>	
<b>Facilities</b>								
Security Guards				Yes	\$ 49,877	\$ 8,329	\$0	[Add notes here as needed]
Custodians	4.00	3.00	4.00	Yes	\$ 54,592	\$ 9,117	\$254,835	[Add notes here as needed]
<b>Subtotal</b>	<b>4.00</b>	<b>3.00</b>	<b>4.00</b>				<b>\$254,835</b>	
<b>High School-Specific Positions</b>								
Associate Head of School				Yes	\$ 139,321	\$ 23,267	\$0	[Add notes here as needed]
Coordinator of Student Support Services				Yes	\$ 133,188	\$ 22,242	\$0	[Add notes here as needed]
Discipline & Operations Specialist				Yes	\$ 109,123	\$ 18,224	\$0	[Add notes here as needed]
Academic Chairs				Yes	\$ 127,667	\$ 21,320	\$0	[Add notes here as needed]
Director of the Freshman Academy				Yes	\$ 105,000	\$ 17,535	\$0	[Add notes here as needed]
Student Services Specialist - Freshman Academy				Yes	\$ 100,344	\$ 16,757	\$0	[Add notes here as needed]
Bursar/Financial Specialist				Yes	\$ 54,307	\$ 9,069	\$0	[Add notes here as needed]
Clerk Schedulers				Yes	\$ 47,812	\$ 7,985	\$0	[Add notes here as needed]
Administrator of Athletics				Yes	\$ 132,791	\$ 22,176	\$0	[Add notes here as needed]
Student Activity Advisor				Yes	\$ 86,220	\$ 14,399	\$0	[Add notes here as needed]
<b>Subtotal</b>	<b>0.00</b>	<b>0.00</b>	<b>0.00</b>				<b>\$0</b>	
<b>Other Positions</b>								
Other (describe in column H)				Yes	See Amanda Dupont to estimate salary + benefits		\$0	[Add notes here as needed]
Other (describe in column H)	n/a			Yes	See Amanda Dupont to estimate salary + benefits		\$0	[Add notes here as needed]
<b>Subtotal</b>	<b>0.00</b>		<b>0.00</b>				<b>\$0</b>	
<b>Total Staffing</b>								
<b>All Staff</b>	<b>100.00</b>		<b>97.00</b>				<b>\$7,163,169</b>	
<b>Stipends</b>								
STEM Lead Stipends		Provided outside of SB	Grant provided		\$ 3,600		\$0	[Add notes here as needed]

<b>Bartlett Community Partnership</b>		<b>SV23-24 Staff Required minimum</b>	<b>SY24-25 Budgeted Staff</b>	<b>Check: Sufficient Staff?</b>	<b>Average Salary</b>	<b>Average Benefits</b>	<b>Amount</b>	<b>Notes</b>
<b>School Year 24-25 Budget</b>			Budget in light yellow cells		Budget in light yellow cells		\$7,313,291	Total Allocation - All Sources
<i>Positions in navy blue have been HS-only in the past</i>			Gray cells are budgeted for you				\$0	Amount remaining to budget
ELL Lead Stipends	Provided outside of SB		Grant provided		\$ 3,600		\$0	[Add notes here as needed]
Website Content Manager Stipends	1.00			Yes	\$ 2,500		\$0	[Add notes here as needed]
Other Lead Stipend (describe in column H);				Yes			\$0	[Add notes here as needed]
Other Lead Stipend (describe in column H);				Yes			\$0	[Add notes here as needed]
Other Lead Stipend (describe in column H);				Yes			\$0	[Add notes here as needed]
<b>Total Stipends</b>	<b>\$ 2,500</b>	<b>0.00</b>					<b>\$0</b>	
<b>Non-Personnel</b>								
SA: Instructional Supplies	\$ 7,100	\$ 12,500	Yes				\$12,500	[Add notes here as needed]
SA: General Supplies	\$ 25,256	\$ 114,122	Yes				\$114,122	[Add notes here as needed]
SA: Contracted Services	\$ 2,500	\$ 2,500	Yes				\$2,500	[Add notes here as needed]
SA: Professional Development	\$ 17,000	\$ 17,000	Yes				\$17,000	[Add notes here as needed]
SA: Technology	\$ 4,000	\$ 4,000	Yes				\$4,000	[Add notes here as needed]
Athletics: Coaches	\$ -		Yes					[Add notes here as needed]
Athletics: Contracted Services	\$ -		Yes					[Add notes here as needed]
Athletics: Transportation	\$ -		Yes					[Add notes here as needed]
Athletics: Supplies & Uniforms	\$ -		Yes					[Add notes here as needed]
Athletics: Rental Fees	\$ -		Yes					[Add notes here as needed]
Student Activity Stipends	\$ -		Yes					[Add notes here as needed]
Student Activity Supplies	\$ -		Yes					[Add notes here as needed]
Dual Enrollment	\$ - Provided outside of SBB	\$ -	Provided outside of SBB				\$0	[Add notes here as needed]
SCORE Peer Mediation	\$ - Provided outside of SBB	\$ -	Provided outside of SBB				\$0	[Add notes here as needed]
Band camp	\$ - Provided outside of SBB	\$ -	Provided outside of SBB				\$0	[Add notes here as needed]
Choral Supplies	\$ - Provided outside of SBB	\$ -	Provided outside of SBB				\$0	[Add notes here as needed]
Jr. Air Force ROTC Supplies & Equip.	\$ -		Yes					[Add notes here as needed]
Other (describe in column H)								[Add notes here as needed]
Other (describe in column H)								[Add notes here as needed]
Other (describe in column H)								[Add notes here as needed]
<b>Total Non-Personnel</b>	<b>\$ 55,856</b>	<b>\$ 150,122</b>					<b>\$150,122</b>	
<b>Total Budget</b>								
							<b>\$7,313,291</b>	



BRIDGE Riverside		SY23-24 Staff	Required minimum	SY24-25 Budgeted Staff	Check: Sufficient Staff?	Average Salary		Average Benefits	Amount	Notes	
School Year 24-25 Budget				Budget in light yellow cells		Budget in light yellow cells			\$1,433,325	Total Allocation - All Sources	
Positions in navy blue have been HS-only in the past				Gray cells are budgeted for you					(\$0)	Amount remaining to budget	
2100 Principal's Office:											
Principal/Coordinator	1.00	1.00	1.00		Yes	\$	128,740	\$	21,500	\$150,240	[Add notes here as needed]
Headmaster					Yes	\$	146,371	\$	24,444	\$0	[Add notes here as needed]
Assistant Principal					Yes	\$	125,952	\$	21,034	\$0	[Add notes here as needed]
House Deans					Yes	\$	133,155	\$	22,237	\$0	[Add notes here as needed]
Administrative Assistant	1.00	1.00	1.00		Yes	\$	49,553	\$	8,275	\$57,828	[Add notes here as needed]
Subtotal	2.00	2.00	2.00							\$208,068	
Coaches:											
Math Resource Teacher					Yes	\$	95,760	\$	15,992	\$0	[Add notes here as needed]
Literacy Specialist					Yes	\$	102,000	\$	17,034	\$0	[Add notes here as needed]
Instructional Specialist	0.22		0.22		Yes	\$	102,000	\$	17,034	\$26,187	[Add notes here as needed]
Additional professional development coaches					Yes	\$	101,486	\$	16,948	\$0	[Add notes here as needed]
Subtotal	0.22	0.00	0.22							\$26,187	
Teachers:											
Classroom Teachers											
PreSchool Teachers					Yes	\$	97,954	\$	14,362	\$0	[Add notes here as needed]
Kindergarten Teachers					Yes	\$	97,954	\$	14,362	\$0	[Add notes here as needed]
1st Grade Teachers	see below				see below	\$	97,954	\$	14,362	\$0	[Add notes here as needed]
2nd Grade Teachers	see below				see below	\$	97,954	\$	14,362	\$0	[Add notes here as needed]
3rd Grade Teachers	see below				see below	\$	97,954	\$	14,362	\$0	[Add notes here as needed]
4th Grade Teachers	see below				see below	\$	97,954	\$	14,362	\$0	[Add notes here as needed]
5th Grade Teachers	see below				see below	\$	97,954	\$	14,362	\$0	[Add notes here as needed]
6th Grade Teachers	see below				see below	\$	97,954	\$	14,362	\$0	[Add notes here as needed]
7th Grade Teachers	see below				see below	\$	97,954	\$	14,362	\$0	[Add notes here as needed]
8th Grade Teachers	6.00	see below	6.00		see below	\$	97,954	\$	14,362	\$673,896	[Add notes here as needed]
Loopers	see below				see below	\$	97,954	\$	14,362	\$0	[Add notes here as needed]
Subtotal: All Grades 1-8 Teachers	6.00	0.00	6.00		Yes						
Allied Arts											
Art	1.00		1.00		Yes	\$	97,954	\$	14,362	\$112,316	[Add notes here as needed]
Music					Yes	\$	97,954	\$	14,362	\$0	[Add notes here as needed]
Physical Education					Yes	\$	97,954	\$	14,362	\$0	[Add notes here as needed]
Technology Ed					Yes	\$	97,954	\$	14,362	\$0	[Add notes here as needed]
Drama					Yes	\$	97,954	\$	14,362	\$0	[Add notes here as needed]
ITS					Yes	\$	97,954	\$	14,362	\$0	[Add notes here as needed]
Content Literacy					Yes	\$	97,954	\$	14,362	\$0	[Add notes here as needed]
Health					Yes	\$	97,954	\$	14,362	\$0	[Add notes here as needed]
Dance					Yes	\$	97,954	\$	14,362	\$0	[Add notes here as needed]
Library/Media Specialist					Yes	\$	88,355	\$	14,755	\$0	[Add notes here as needed]
Other					Yes	\$	97,954	\$	14,362	\$0	[Add notes here as needed]
Subject Teachers (High school only)											
Math Teachers	see below				see below	\$	97,954	\$	14,362	\$0	[Add notes here as needed]
Science Teachers	see below				see below	\$	97,954	\$	14,362	\$0	[Add notes here as needed]
Social Studies Teachers	see below				see below	\$	97,954	\$	14,362	\$0	[Add notes here as needed]
English	see below				see below	\$	97,954	\$	14,362	\$0	[Add notes here as needed]
Foreign Language	see below				see below	\$	97,954	\$	14,362	\$0	[Add notes here as needed]
All HS Subject Teachers	0.00	0.0			Yes						[Add notes here as needed]
In House Suspension					Yes	\$	97,954	\$	14,362	\$0	[Add notes here as needed]
Consumer Science					Yes	\$	97,954	\$	14,362	\$0	[Add notes here as needed]
Business					Yes	\$	97,954	\$	14,362	\$0	[Add notes here as needed]
Video Production					Yes	\$	97,954	\$	14,362	\$0	[Add notes here as needed]
ROTC					Yes	\$	97,954	\$	14,362	\$0	[Add notes here as needed]
All General Education Teachers	7.00	0.00	7.00							\$786,212	
Special Education Teachers											
Adjustment Teachers	see below					\$	97,954	\$	14,362	\$0	[Add notes here as needed]
LEAP Teachers	see below					\$	97,954	\$	14,362	\$0	[Add notes here as needed]
CSA Teachers	see below					\$	97,954	\$	14,362	\$0	[Add notes here as needed]
Other Special Ed Teachers	1.00	see below	1.00			\$	97,954	\$	14,362	\$112,316	[Add notes here as needed]
All Special Education Teachers	1.00	1.0	1.00								

BRIDGE Riverside		SY23-24 Staff	Required minimum	SY24-25 Budgeted Staff	Check: Sufficient Staff?	Average Salary	Average Benefits	Amount	Notes		
School Year 24-25 Budget				Budget in light yellow cells		Budget in light yellow cells		\$1,433,325	Total Allocation - All Sources		
Positions in navy blue have been HS-only in the past				Gray cells are budgeted for you				(\$0)	Amount remaining to budget		
English Language Learners Teachers											
ELL Teachers					Yes	\$	97,954	\$	14,362	\$0	[Add notes here as needed]
All Teachers		8.00	1.00	8.00						\$898,528	
Paraprofessionals:											
GenEd Paras											
Preschool Para					Yes	\$	32,745	\$	5,468	\$0	[Add notes here as needed]
Kindergarten Para					Yes	\$	32,745	\$	5,468	\$0	[Add notes here as needed]
Mainstream Paras				1.00	Yes	\$	32,745	\$	5,468	\$38,213	[Add notes here as needed]
All General Education Paras		0.00	0.0	1.00						\$38,213	
Special Education Paras											
Special Education Classroom Paras						\$	33,493	\$	5,593	\$0	[Add notes here as needed]
504 /1to1					Funded based on need						[Add notes here as needed]
English Language Learners Paras											
ELL Para					Yes	\$	33,493	\$	5,593	\$0	[Add notes here as needed]
All Paraprofessionals		0.00	0.00	1.00						\$38,213	
Student Support:											
Guidance Counselor					Yes	\$	99,727	\$	16,654	\$0	[Add notes here as needed]
Social Worker		2.00		1.00	Yes	\$	99,164	\$	16,560	\$115,724	[Add notes here as needed]
Mental Health Support Staff		n/a			Yes	\$	99,164	\$	16,560	\$0	[Add notes here as needed]
Behavior Support Staff		n/a		1.00	Yes	\$	97,954	\$	14,362	\$112,316	[Add notes here as needed]
Building Substitute Staff		n/a			Yes	\$	42,500	\$	7,098	\$0	[Add notes here as needed]
ELL Tutor (Title III)					Yes	\$	30,240			\$0	[Add notes here as needed]
Tutors (including SEL): 18 hrs/week					Yes	\$	30,240			\$0	[Add notes here as needed]
Tutors: 15 hrs/week (Title I)		1.00			Yes	\$	25,200			\$0	[Add notes here as needed]
Parent Liaisons: Stipended (Title I)					Yes	\$	4,000			\$0	[Add notes here as needed]
Parent Liaisons: 18 hrs/week (Title I)					Yes	\$	15,120			\$0	[Add notes here as needed]
Parent Liaison, full time					Yes	\$	37,000	\$	6,179	\$0	[Add notes here as needed]
Subtotal		3.00	0.00	2.00						\$228,040	
Facilities											
Security Guards					Yes	\$	49,877	\$	8,329	\$0	[Add notes here as needed]
Custodians		1.00	1.00		Please budget additional staff	\$	54,592	\$	9,117	\$0	[Add notes here as needed]
Subtotal		1.00	1.00	0.00						\$0	
High School-Specific Positions											
Associate Head of School					Yes	\$	139,321	\$	23,267	\$0	[Add notes here as needed]
Coordinator of Student Support Services					Yes	\$	133,188	\$	22,242	\$0	[Add notes here as needed]
Discipline & Operations Specialist					Yes	\$	109,123	\$	18,224	\$0	[Add notes here as needed]
Academic Chairs					Yes	\$	127,667	\$	21,320	\$0	[Add notes here as needed]
Director of the Freshman Academy					Yes	\$	105,000	\$	17,535	\$0	[Add notes here as needed]
Student Services Specialist - Freshman Academy					Yes	\$	100,344	\$	16,757	\$0	[Add notes here as needed]
Bursar/Financial Specialist					Yes	\$	54,307	\$	9,069	\$0	[Add notes here as needed]
Clerk Schedulers					Yes	\$	47,812	\$	7,985	\$0	[Add notes here as needed]
Administrator of Athletics					Yes	\$	132,791	\$	22,176	\$0	[Add notes here as needed]
Student Activity Advisor					Yes	\$	86,220	\$	14,399	\$0	[Add notes here as needed]
Subtotal		0.00	0.00	0.00						\$0	
Other Positions											
Other (describe in column H)		1.00			Yes	See Amanda Dupont to estimate salary + benefits				\$0	[Add notes here as needed]
Other (describe in column H)		n/a			Yes	See Amanda Dupont to estimate salary + benefits				\$0	[Add notes here as needed]
Subtotal		1.00		0.00						\$0	
Total Staffing											
All Staff		15.22		13.22						\$1,399,036	
Stipends											
STEM Lead Stipends		Provided outside of SB	Grant provided			\$	3,600			\$0	[Add notes here as needed]

BRIDGE Riverside		SY23-24 Staff Required minimum	SY24-25 Budgeted Staff	Check: Sufficient Staff?	Average Salary	Average Benefits	Amount	Notes
<b>School Year 24-25 Budget</b>			Budget in light yellow cells		Budget in light yellow cells		\$1,433,325	Total Allocation - All Sources
<i>Positions in navy blue have been HS-only in the past</i>			Gray cells are budgeted for you				(\$0)	Amount remaining to budget
ELL Lead Stipends	Provided outside of SB		Grant provided		\$ 3,600		\$0	[Add notes here as needed]
Website Content Manager Stipends				Yes	\$ 2,500		\$0	[Add notes here as needed]
Other Lead Stipend (describe in column H);				Yes			\$0	RBT Para Stipend
Other Lead Stipend (describe in column H);				Yes			\$0	[Add notes here as needed]
Other Lead Stipend (describe in column H);				Yes			\$0	[Add notes here as needed]
<b>Total Stipends</b>	\$ -	0.00					\$0	
<b>Non-Personnel</b>								
SA: Instructional Supplies	\$ -			Yes				[Add notes here as needed]
SA: General Supplies	\$ 10,000	\$ 18,472		Yes			\$18,472	[Add notes here as needed]
SA: Contracted Services	\$ 10,000	\$ 10,000		Yes			\$10,000	[Add notes here as needed]
SA: Professional Development	\$ 5,817	\$ 5,817		Yes			\$5,817	[Add notes here as needed]
SA: Technology	\$ -			Yes				[Add notes here as needed]
Athletics: Coaches	\$ -			Yes				[Add notes here as needed]
Athletics: Contracted Services	\$ -			Yes				[Add notes here as needed]
Athletics: Transportation	\$ -			Yes				[Add notes here as needed]
Athletics: Supplies & Uniforms	\$ -			Yes				[Add notes here as needed]
Athletics: Rental Fees	\$ -			Yes				[Add notes here as needed]
Student Activity Stipends	\$ -			Yes				[Add notes here as needed]
Student Activity Supplies	\$ -			Yes				[Add notes here as needed]
Dual Enrollment	\$ - Provided outside of SBB	\$ -	Provided outside of SBB				\$0	[Add notes here as needed]
SCORE Peer Mediation	\$ - Provided outside of SBB	\$ -	Provided outside of SBB				\$0	[Add notes here as needed]
Band camp	\$ - Provided outside of SBB	\$ -	Provided outside of SBB				\$0	[Add notes here as needed]
Choral Supplies	\$ - Provided outside of SBB	\$ -	Provided outside of SBB				\$0	[Add notes here as needed]
Jr. Air Force ROTC Supplies & Equip.	\$ -		Yes					[Add notes here as needed]
Other (describe in column H)								[Add notes here as needed]
Other (describe in column H)								[Add notes here as needed]
Other (describe in column H)								[Add notes here as needed]
<b>Total Non-Personnel</b>	\$ 25,817	\$ 34,289					\$34,289	
<b>Total Budget</b>								
								\$1,433,325

Butler	SY23-24 Staff	Required minimum	SY24-25 Budgeted Staff	Check: Sufficient Staff?	Average Salary	Average Benefits	Amount	Notes		
School Year 24-25 Budget			Budget in light yellow cells				\$6,133,281	Total Allocation - All Sources		
Positions in navy blue have been HS-only in the past			Gray cells are budgeted for you				\$0	Amount remaining to budget		
2100 Principal's Office:										
Principal/Coordinator	1.00	1.00	1.00	Yes	\$	128,740	\$	21,500	\$150,240	[Add notes here as needed]
Headmaster				Yes	\$	146,371	\$	24,444	\$0	[Add notes here as needed]
Assistant Principal	2.00		2.00	Yes	\$	125,952	\$	21,034	\$293,972	[Add notes here as needed]
House Deans				Yes	\$	133,155	\$	22,237	\$0	[Add notes here as needed]
Administrative Assistant	1.00	1.00	1.00	Yes	\$	49,553	\$	8,275	\$57,828	[Add notes here as needed]
Subtotal	4.00	2.00	4.00						\$502,040	
Coaches:										
Math Resource Teacher	1.00		1.00	Yes	\$	95,760	\$	15,992	\$111,751	[Add notes here as needed]
Literacy Specialist				Yes	\$	102,000	\$	17,034	\$0	[Add notes here as needed]
Instructional Specialist	1.00		1.00	Yes	\$	102,000	\$	17,034	\$119,034	[Add notes here as needed]
Additional professional development coaches				Yes	\$	101,486	\$	16,948	\$0	[Add notes here as needed]
Subtotal	2.00	0.00	2.00						\$230,785	
Teachers:										
Classroom Teachers										
PreSchool Teachers				Yes	\$	86,000	\$	14,362	\$0	[Add notes here as needed]
Kindergarten Teachers				Yes	\$	86,000	\$	14,362	\$0	[Add notes here as needed]
1st Grade Teachers	see below			see below	\$	86,000	\$	14,362	\$0	[Add notes here as needed]
2nd Grade Teachers	see below			see below	\$	86,000	\$	14,362	\$0	[Add notes here as needed]
3rd Grade Teachers	see below			see below	\$	86,000	\$	14,362	\$0	[Add notes here as needed]
4th Grade Teachers	see below			see below	\$	86,000	\$	14,362	\$0	[Add notes here as needed]
5th Grade Teachers	5.00	see below	5.00	see below	\$	86,000	\$	14,362	\$501,810	[Add notes here as needed]
6th Grade Teachers	5.00	see below	5.00	see below	\$	86,000	\$	14,362	\$501,810	[Add notes here as needed]
7th Grade Teachers	5.00	see below	5.00	see below	\$	86,000	\$	14,362	\$501,810	[Add notes here as needed]
8th Grade Teachers	5.00	see below	5.00	see below	\$	86,000	\$	14,362	\$501,810	[Add notes here as needed]
Loopers	4.00	see below	5.00	see below	\$	86,000	\$	14,362	\$501,810	[Add notes here as needed]
Subtotal: All Grades 1-8 Teachers	24.00	21.00	25.00	Yes						
Allied Arts										
Art	1.00		1.00	Yes	\$	86,000	\$	14,362	\$100,362	[Add notes here as needed]
Music	1.00		1.00	Yes	\$	86,000	\$	14,362	\$100,362	[Add notes here as needed]
Physical Education	2.00	1.00	1.00	Yes	\$	86,000	\$	14,362	\$100,362	[Add notes here as needed]
Technology Ed				Yes	\$	86,000	\$	14,362	\$0	[Add notes here as needed]
Drama				Yes	\$	86,000	\$	14,362	\$0	[Add notes here as needed]
ITS				Yes	\$	86,000	\$	14,362	\$0	[Add notes here as needed]
Content Literacy				Yes	\$	86,000	\$	14,362	\$0	[Add notes here as needed]
Health	1.00		1.00	Yes	\$	86,000	\$	14,362	\$100,362	[Add notes here as needed]
Dance				Yes	\$	86,000	\$	14,362	\$0	[Add notes here as needed]
Library/Media Specialist				Yes	\$	88,355	\$	14,755	\$0	[Add notes here as needed]
Community Schools Manager	1.00		1.00	Yes	\$	86,000	\$	14,362	\$50,181	1/2 grant funded starting Jan. 2025
Subject Teachers (High school only)										
Math Teachers	see below			see below	\$	86,000	\$	14,362	\$0	[Add notes here as needed]
Science Teachers	see below			see below	\$	86,000	\$	14,362	\$0	[Add notes here as needed]
Social Studies Teachers	see below			see below	\$	86,000	\$	14,362	\$0	[Add notes here as needed]
English	see below			see below	\$	86,000	\$	14,362	\$0	[Add notes here as needed]
Foreign Language	see below			see below	\$	86,000	\$	14,362	\$0	[Add notes here as needed]
All HS Subject Teachers	0.00	0.0		Yes						[Add notes here as needed]
										[Add notes here as needed]
In House Suspension				Yes	\$	86,000	\$	14,362	\$0	[Add notes here as needed]
Consumer Science				Yes	\$	86,000	\$	14,362	\$0	[Add notes here as needed]
Business				Yes	\$	86,000	\$	14,362	\$0	[Add notes here as needed]
Video Production				Yes	\$	86,000	\$	14,362	\$0	[Add notes here as needed]
ROTC				Yes	\$	86,000	\$	14,362	\$0	[Add notes here as needed]
All General Education Teachers	30.00	22.00	30.00						\$2,960,679	
Special Education Teachers										
Adjustment Teachers	2.00	see below	2.00		\$	86,000	\$	14,362	\$200,724	[Add notes here as needed]
LEAP Teachers		see below			\$	86,000	\$	14,362	\$0	[Add notes here as needed]
CSA Teachers		see below			\$	86,000	\$	14,362	\$0	[Add notes here as needed]
Other Special Ed Teachers	6.00	see below	6.00		\$	86,000	\$	14,362	\$602,172	[Add notes here as needed]
All Special Education Teachers	8.00	8.0	8.00							

Butler		SY23-24 Staff	Required minimum	SY24-25 Budgeted Staff	Check: Sufficient Staff?	Average Salary	Average Benefits	Amount	Notes
<b>School Year 24-25 Budget</b>				Budget in light yellow cells		Budget in light yellow cells		\$6,133,281	Total Allocation - All Sources
<i>Positions in navy blue have been HS-only in the past</i>				Gray cells are budgeted for you				\$0	Amount remaining to budget
<b>English Language Learners Teachers</b>									
	ELL Teachers	4.00	3.0	4.00	Yes	\$ 86,000	\$ 14,362	\$401,448	[Add notes here as needed]
	<b>All Teachers</b>	42.00	33.00	42.00				\$4,165,023	
<b>Paraprofessionals:</b>									
<b>GenEd Paras</b>									
	Preschool Para				Yes	\$ 32,745	\$ 5,468	\$0	[Add notes here as needed]
	Kindergarten Para				Yes	\$ 32,745	\$ 5,468	\$0	[Add notes here as needed]
	Mainstream Paras	4.00	4.00	4.00	Yes	\$ 32,745	\$ 5,468	\$152,852	[Add notes here as needed]
	<b>All General Education Paras</b>	4.00	0.0	4.00				<b>\$152,852</b>	
<b>Special Education Paras</b>									
	Special Education Classroom Paras	3.00	3.0	3.00		\$ 33,493	\$ 5,593	\$117,260	[Add notes here as needed]
	504 /1to1				Funded based on need				[Add notes here as needed]
<b>English Language Learners Paras</b>									
	ELL Para	1.00	1.0	2.00	Yes	\$ 33,493	\$ 5,593	\$78,173	[Add notes here as needed]
	<b>All Paraprofessionals</b>	8.00	4.00	9.00				<b>\$348,286</b>	
<b>Student Support:</b>									
	Guidance Counselor	1.00	1.00	1.00	Yes	\$ 99,727	\$ 16,654	\$116,382	[Add notes here as needed]
	Social Worker	2.00		2.00	Yes	\$ 99,164	\$ 16,560	\$231,448	[Add notes here as needed]
	Mental Health Support Staff	n/a			Yes	\$ 99,164	\$ 16,560	\$0	[Add notes here as needed]
	Behavior Support Staff	n/a			Yes	\$ 86,000	\$ 14,362	\$0	[Add notes here as needed]
	Building Substitute Staff	n/a		1.00	Yes	\$ 42,500	\$ 7,098	\$49,598	[Add notes here as needed]
	ELL Tutor (Title III)				Yes	\$ 30,240		\$0	[Add notes here as needed]
	Tutors (including SEL): 18 hrs/week	6.00			Yes	\$ 30,240		\$0	[Add notes here as needed]
	Tutors: 15 hrs/week (Title I)	2.00		8.00	Yes	\$ 25,200			[Add notes here as needed]
	Parent Liaisons: Stipended (Title I)				Yes	\$ 4,000		\$0	[Add notes here as needed]
	Parent Liaisons: 18 hrs/week (Title I)				Yes	\$ 15,120		\$0	[Add notes here as needed]
	Parent Liaison, full time	1.00		1.00	Yes	\$ 37,000	\$ 6,179	\$43,179	[Add notes here as needed]
	<b>Subtotal</b>	12.00	1.00	13.00				<b>\$440,606</b>	
<b>Facilities</b>									
	Security Guards	1.00		1.00	Yes	\$ 49,877	\$ 8,329	\$58,206	[Add notes here as needed]
	Custodians	4.00	3.00	4.00	Yes	\$ 54,592	\$ 9,117	\$254,835	[Add notes here as needed]
	<b>Subtotal</b>	5.00	3.00	5.00				<b>\$313,041</b>	
<b>High School-Specific Positions</b>									
	Associate Head of School				Yes	\$ 139,321	\$ 23,267	\$0	[Add notes here as needed]
	Coordinator of Student Support Services				Yes	\$ 133,188	\$ 22,242	\$0	[Add notes here as needed]
	Discipline & Operations Specialist				Yes	\$ 109,123	\$ 18,224	\$0	[Add notes here as needed]
	Academic Chairs				Yes	\$ 127,667	\$ 21,320	\$0	[Add notes here as needed]
	Director of the Freshman Academy				Yes	\$ 105,000	\$ 17,535	\$0	[Add notes here as needed]
	Student Services Specialist - Freshman Academy				Yes	\$ 100,344	\$ 16,757	\$0	[Add notes here as needed]
	Bursar/Financial Specialist				Yes	\$ 54,307	\$ 9,069	\$0	[Add notes here as needed]
	Clerk Schedulers				Yes	\$ 47,812	\$ 7,985	\$0	[Add notes here as needed]
	Administrator of Athletics				Yes	\$ 132,791	\$ 22,176	\$0	[Add notes here as needed]
	Student Activity Advisor				Yes	\$ 86,220	\$ 14,399	\$0	[Add notes here as needed]
	<b>Subtotal</b>	0.00	0.00	0.00				<b>\$0</b>	
<b>Other Positions</b>									
	Other (describe in column H)				Yes	See Amanda Dupont to estimate salary + benefits		\$0	[Add notes here as needed]
	Other (describe in column H)	n/a			Yes	See Amanda Dupont to estimate salary + benefits		\$0	[Add notes here as needed]
	<b>Subtotal</b>	0.00		0.00				<b>\$0</b>	
<b>Total Staffing</b>									
	<b>All Staff</b>	73.00		75.00				<b>\$5,999,781</b>	
<b>Stipends</b>									
	STEM Lead Stipends		Provided outside of SB	Grant provided		\$ 3,600		\$0	[Add notes here as needed]
	ELL Lead Stipends		Provided outside of SB	Grant provided		\$ 3,600		\$0	[Add notes here as needed]
	Website Content Manager Stipends	1.00		1.00	Yes	\$ 2,500		\$2,500	[Add notes here as needed]

Butler	SY23-24 Staff	Required minimum	SY24-25 Budgeted Staff	Check: Sufficient Staff?	Average Salary	Average Benefits	Amount	Notes
<b>School Year 24-25 Budget</b>			Budget in light yellow cells		Budget in light yellow cells		\$6,133,281	Total Allocation - All Sources
<i>Positions in navy blue have been HS-only in the past</i>			Gray cells are budgeted for you				\$0	Amount remaining to budget
Other Lead Stipend (describe in column H);				Yes			\$0	[Add notes here as needed]
Other Lead Stipend (describe in column H);				Yes			\$0	[Add notes here as needed]
Other Lead Stipend (describe in column H);				Yes			\$0	[Add notes here as needed]
<b>Total Stipends</b>	\$ 2,500		1.00				<b>\$2,500</b>	
<b>Non-Personnel</b>								
SA: Instructional Supplies	\$ -			Yes				[Add notes here as needed]
SA: General Supplies	\$ 50,080		\$ 50,000	Yes			\$50,000	[Add notes here as needed]
SA: Contracted Services	\$ 32,186		\$ 25,000	Yes			\$25,000	[Add notes here as needed]
SA: Professional Development	\$ 15,000		\$ 50,000	Yes			\$50,000	[Add notes here as needed]
SA: Technology	\$ 5,000		\$ 6,000	Yes			\$6,000	[Add notes here as needed]
Athletics: Coaches	\$ -			Yes				[Add notes here as needed]
Athletics: Contracted Services	\$ -			Yes				[Add notes here as needed]
Athletics: Transportation	\$ -			Yes				[Add notes here as needed]
Athletics: Supplies & Uniforms	\$ -			Yes				[Add notes here as needed]
Athletics: Rental Fees	\$ -			Yes				[Add notes here as needed]
Student Activity Stipends	\$ -			Yes				[Add notes here as needed]
Student Activity Supplies	\$ -			Yes				[Add notes here as needed]
Dual Enrollment	\$ - Provided outside of SBB	\$ -		Provided outside of SBB			\$0	[Add notes here as needed]
SCORE Peer Mediation	\$ - Provided outside of SBB	\$ -		Provided outside of SBB			\$0	[Add notes here as needed]
Band camp	\$ - Provided outside of SBB	\$ -		Provided outside of SBB			\$0	[Add notes here as needed]
Choral Supplies	\$ - Provided outside of SBB	\$ -		Provided outside of SBB			\$0	[Add notes here as needed]
Jr. Air Force ROTC Supplies & Equip.	\$ -			Yes				[Add notes here as needed]
Other (describe in column H)								[Add notes here as needed]
Other (describe in column H)								[Add notes here as needed]
Other (describe in column H)								[Add notes here as needed]
<b>Total Non-Personnel</b>	\$ 102,266	\$ 131,000					<b>\$131,000</b>	
<b>Total Budget</b>								
							<b>\$6,133,281</b>	

Cardinal	SY23-24 Staff	Required minimum	SY24-25 Budgeted Staff	Check: Sufficient Staff?	Average Salary	Average Benefits	Amount	Notes		
School Year 24-25 Budget			Budget in light yellow cells		Budget in light yellow cells		\$2,358,662	Total Allocation - All Sources		
Positions in navy blue are HS only			Gray cells are budgeted for you				\$0	Amount remaining to budget		
2100 Principal's Office:										
Principal/Coordinator	1.00	1.00	1.00	Yes	\$	128,740	\$	21,500	\$150,240	Carolyn Rocheleau
Headmaster				Yes	\$	146,371	\$	24,444	\$0	[Add notes here as needed]
Assistant Principal				Yes	\$	125,952	\$	21,034	\$0	[Add notes here as needed]
House Deans				Yes	\$	133,155	\$	22,237	\$0	[Add notes here as needed]
Administrative Assistant	1.00	1.00	1.00	Yes	\$	49,553	\$	8,275	\$57,828	Laurie Carney
Subtotal	2.00	2.00	2.00						\$208,068	
Coaches:										
Math Resource Teacher				Yes	\$	95,760	\$	15,992	\$0	[Add notes here as needed]
Literacy Specialist				Yes	\$	102,000	\$	17,034	\$0	[Add notes here as needed]
Instructional Specialist				Yes	\$	102,000	\$	17,034	\$0	[Add notes here as needed]
Additional professional development coaches				Yes	\$	101,486	\$	16,948	\$0	[Add notes here as needed]
Subtotal	0.00	0.00	0.00						\$0	
Teachers:										
Classroom Teachers										
PreSchool Teachers	5.00	4.00	5.00	Yes	\$	86,000	\$	14,362	\$501,810	[Add notes here as needed]
Kindergarten Teachers		0.00		Yes	\$	86,000	\$	14,362	\$0	[Add notes here as needed]
1st Grade Teachers		see below		see below	\$	86,000	\$	14,362	\$0	[Add notes here as needed]
2nd Grade Teachers		see below		see below	\$	86,000	\$	14,362	\$0	[Add notes here as needed]
3rd Grade Teachers		see below		see below	\$	86,000	\$	14,362	\$0	[Add notes here as needed]
4th Grade Teachers		see below		see below	\$	86,000	\$	14,362	\$0	[Add notes here as needed]
5th Grade Teachers		see below		see below	\$	86,000	\$	14,362	\$0	[Add notes here as needed]
6th Grade Teachers		see below		see below	\$	86,000	\$	14,362	\$0	[Add notes here as needed]
7th Grade Teachers		see below		see below	\$	86,000	\$	14,362	\$0	[Add notes here as needed]
8th Grade Teachers		see below		see below	\$	86,000	\$	14,362	\$0	[Add notes here as needed]
Loopers		see below		see below	\$	86,000	\$	14,362	\$0	[Add notes here as needed]
Subtotal: All Grades Teachers	5.00	4.00	5.00	Yes					\$501,810	
Allied Arts										
Art				Yes	\$	86,000	\$	14,362	\$0	[Add notes here as needed]
Music				Yes	\$	86,000	\$	14,362	\$0	[Add notes here as needed]
Physical Education		0.00		Yes	\$	86,000	\$	14,362	\$0	[Add notes here as needed]
Technology Ed				Yes	\$	86,000	\$	14,362	\$0	[Add notes here as needed]
Drama				Yes	\$	86,000	\$	14,362	\$0	[Add notes here as needed]
ITS				Yes	\$	86,000	\$	14,362	\$0	[Add notes here as needed]
Content Literacy				Yes	\$	86,000	\$	14,362	\$0	[Add notes here as needed]
Health				Yes	\$	86,000	\$	14,362	\$0	[Add notes here as needed]
Dance				Yes	\$	86,000	\$	14,362	\$0	[Add notes here as needed]
Library/Media Specialist				Yes	\$	88,355	\$	14,755	\$0	[Add notes here as needed]
Other				Yes	\$	86,000	\$	14,362	\$0	[Add notes here as needed]
Subtotal:	0.00	0.00	0.00						\$0	
Special Education Teachers										
Adjustment Teachers		see below			\$	86,000	\$	14,362	\$0	[Add notes here as needed]
LEAP Teachers		see below			\$	86,000	\$	14,362	\$0	[Add notes here as needed]
CSA Teachers	4.00	see below	4.00		\$	86,000	\$	14,362	\$401,448	4 CSA classroom teachers
Other Special Ed Teachers	1.00	see below	1.00		\$	86,000	\$	14,362	\$100,362	SPED teacher for GenEd
All Special Education Teachers	5.00	7.0	5.00	Contact Billie Jo Turner and Special Education Department					\$501,810	
English Language Learners Teachers										
ELL Teachers		0.0		Yes	\$	86,000	\$	14,362	\$0	
All Teachers	10.00	11.00	10.00						\$1,003,620	
Paraprofessionals:										
GenEd Paras										
Preschool Para	8.00	4.00	10.00	Yes	\$	32,745	\$	5,468	\$382,135	5 classrooms x 2 paras per
Kindergarten Para		0.00		Yes	\$	32,745	\$	5,468	\$0	[Add notes here as needed]
Mainstream Paras				Yes	\$	32,745	\$	5,468	\$0	[Add notes here as needed]
All General Education Paras	8.00	4.0	10.00						\$382,135	
Special Education Paras										
Special Education Classroom Paras	12.00	12.0	12.00		\$	33,493	\$	5,593	\$469,040	4 classrooms x 3 paras per

Cardinal	SY23-24 Staff Required minimum		SY24-25 Budgeted Staff	Check: Sufficient Staff?	Average Salary	Average Benefits	Amount	Notes
<b>School Year 24-25 Budget</b>			Budget in light yellow cells		Budget in light yellow cells		\$2,358,662	Total Allocation - All Sources
<i>Positions in navy blue are HS only</i>			Gray cells are budgeted for you				\$0	Amount remaining to budget
504 /1to1	0.00			Funded based on need				[Add notes here as needed]
<b>English Language Learners Paras</b>								
ELL Para	1.0			Please budget additional staff	\$ 33,493	\$ 5,593	\$0	[Add notes here as needed]
<b>All Paraprofessionals</b>	20.00	17.00	22.00				\$851,175	
<b>Student Support:</b>								
Guidance Counselor				Yes	\$ 99,727	\$ 16,654	\$0	[Add notes here as needed]
Social Worker	0.60	1.00		Yes	\$ 99,164	\$ 16,560	\$115,724	Jen Williams
Mental Health Support Staff	n/a			Yes	\$ 99,164	\$ 16,560	\$0	[Add notes here as needed]
Behavior Support Staff	n/a	1.00		Yes	\$ 86,000	\$ 14,362	\$100,362	[Add notes here as needed]
Building Substitute Staff	n/a			Yes	\$ 42,500	\$ 7,098	\$0	[Add notes here as needed]
ELL Tutor (Title III)	0.00			Yes	\$ 30,240		\$0	[Add notes here as needed]
Tutors (including SEL): 18 hrs/week				Yes	\$ 30,240		\$0	[Add notes here as needed]
Tutors: 15 hrs/week (Title I)				Yes	\$ 25,200		\$0	[Add notes here as needed]
Parent Liaisons: Stipended (Title I)				Yes	\$ 4,000		\$0	[Add notes here as needed]
Parent Liaisons: 18 hrs/week (Title I)				Yes	\$ 15,120		\$0	[Add notes here as needed]
Parent Liaison, full time				Yes	\$ 37,000	\$ 6,179	\$0	[Add notes here as needed]
<b>Subtotal</b>	0.00	0.60	2.00				\$216,086	
<b>Facilities</b>								
Security Guards				Yes	\$ 49,877	\$ 8,329	\$0	[Add notes here as needed]
Custodians	1.00	1.00	1.00	Yes	\$ 54,592	\$ 9,117	\$63,709	Dave Letourneau
<b>Subtotal</b>	1.00	1.00	1.00				\$63,709	
<b>Other Positions</b>								
Other (describe in column H)	n/a	0.00		Yes			\$0	[Add notes here as needed]
Other (describe in column H)	n/a			Yes			\$0	[Add notes here as needed]
<b>Subtotal</b>	0.00	0.00					\$0	
<b>Total Staffing</b>								
<b>All Staff</b>	33.00	31.60	37.00				\$2,342,658	
<b>Stipends</b>								
STEM Lead Stipends	Provided outside of SB	Grant provided			\$ 3,600		\$0	[Add notes here as needed]
ELL Lead Stipends	Provided outside of SB	Grant provided			\$ 3,600		\$0	[Add notes here as needed]
Website Content Manager Stipends	\$ 2,500	1.00		Yes	\$ 2,500		\$2,500	[Add notes here as needed]
Other Lead Stipend (describe in column H); Add per-person stipend amount in column F	\$ 166			Yes			\$0	[Add notes here as needed]
Other Lead Stipend (describe in column H); Add per-person stipend amount in column F	\$ 88			Yes			\$0	[Add notes here as needed]
Other Lead Stipend (describe in column H); Add per-person stipend amount in column F				Yes			\$0	[Add notes here as needed]
<b>Total Stipends</b>	\$ 2,754	1.00					\$2,500	
<b>Non-Personnel</b>								
SA: Instructional Supplies	\$ 11,600	\$ 2,000		Yes			\$2,000	[Add notes here as needed]
SA: General Supplies	\$ 4,000	\$ 2,000		Yes			\$2,000	[Add notes here as needed]
SA: Contracted Services	\$ 7,500	\$ 4,500		Yes			\$4,500	[Add notes here as needed]
SA: Professional Development	\$ 17,272	\$ 5,004		Yes			\$5,004	[Add notes here as needed]
SA: Technology	\$ 7,641			Yes				[Add notes here as needed]
Athletics: Coaches				Yes				[Add notes here as needed]
Athletics: Contracted Services				Yes				[Add notes here as needed]
Athletics: Transportation				Yes				[Add notes here as needed]
Athletics: Supplies & Uniforms				Yes				[Add notes here as needed]
Athletics: Rental Fees				Yes				[Add notes here as needed]
Student Activity Stipends				Yes				[Add notes here as needed]
Student Activity Supplies				Yes				[Add notes here as needed]
Dual Enrollment	Provided outside of SBB			Provided outside of SBB				[Add notes here as needed]
SCORE Peer Mediation	Provided outside of SBB			Provided outside of SBB				[Add notes here as needed]
Band camp	Provided outside of SBB			Provided outside of SBB				[Add notes here as needed]
Choral Supplies	Provided outside of SBB			Provided outside of SBB				[Add notes here as needed]
Jr. Air Force ROTC Supplies & Equip.				Yes				[Add notes here as needed]



Cardinal	SY23-24 Staff	Required minimum	SY24-25 Budgeted Staff	Check: Sufficient Staff?	Average Salary	Average Benefits	Amount	Notes
School Year 24-25 Budget			Budget in light yellow cells		Budget in light yellow cells		\$2,358,662	Total Allocation - All Sources
Positions in navy blue are HS only			Gray cells are budgeted for you				\$0	Amount remaining to budget
Other (describe in column H)								[Add notes here as needed]
Other (describe in column H)								[Add notes here as needed]
Other (describe in column H)								[Add notes here as needed]
Total Non-Personnel	\$	48,013	\$	13,504			\$13,504	
Total Budget							\$2,358,662	

Daley	SY23-24 Staff		Required minimum	SY24-25 Budgeted Staff	Check: Sufficient Staff?	Average Salary		Average Benefits		Amount	Notes
School Year 24-25 Budget				Budget in light yellow cells		Budget in light yellow cells				\$7,637,370	Total Allocation - All Sources
Positions in navy blue have been HS-only in the past				Gray cells are budgeted for you						(\$0)	Amount remaining to budget
2100 Principal's Office:											
Principal/Coordinator	1.00	1.00	1.00		Yes	\$	128,740	\$	21,500	\$150,240	[Add notes here as needed]
Headmaster					Yes	\$	146,371	\$	24,444	\$0	[Add notes here as needed]
Assistant Principal	2.00	2.00	2.00		Yes	\$	125,952	\$	21,034	\$293,972	[Add notes here as needed]
House Deans					Yes	\$	133,155	\$	22,237	\$0	[Add notes here as needed]
Administrative Assistant	1.00	1.00	1.00		Yes	\$	49,553	\$	8,275	\$57,828	[Add notes here as needed]
Subtotal	4.00	4.00	4.00							\$502,040	
Coaches:											
Math Resource Teacher	1.00		1.00		Yes	\$	95,760	\$	15,992	\$111,751	[Add notes here as needed]
Literacy Specialist					Yes	\$	102,000	\$	17,034	\$0	[Add notes here as needed]
Instructional Specialist	1.00		1.00		Yes	\$	102,000	\$	17,034	\$119,034	[Add notes here as needed]
Additional professional development coaches					Yes	\$	101,486	\$	16,948	\$0	[Add notes here as needed]
Subtotal	2.00	0.00	2.00							\$230,785	
Teachers:											
Classroom Teachers											
PreSchool Teachers					Yes	\$	86,000	\$	14,362	\$0	[Add notes here as needed]
Kindergarten Teachers					Yes	\$	86,000	\$	14,362	\$0	[Add notes here as needed]
1st Grade Teachers	see below				see below	\$	86,000	\$	14,362	\$0	[Add notes here as needed]
2nd Grade Teachers	see below				see below	\$	86,000	\$	14,362	\$0	[Add notes here as needed]
3rd Grade Teachers	see below				see below	\$	86,000	\$	14,362	\$0	[Add notes here as needed]
4th Grade Teachers	see below				see below	\$	86,000	\$	14,362	\$0	[Add notes here as needed]
5th Grade Teachers	6.00	see below	6.00		see below	\$	86,000	\$	14,362	\$602,172	[Add notes here as needed]
6th Grade Teachers	6.00	see below	6.00		see below	\$	86,000	\$	14,362	\$602,172	[Add notes here as needed]
7th Grade Teachers	6.00	see below	6.00		see below	\$	86,000	\$	14,362	\$602,172	[Add notes here as needed]
8th Grade Teachers	6.00	see below	6.00		see below	\$	86,000	\$	14,362	\$602,172	[Add notes here as needed]
Loopers	6.00	see below	5.00		see below	\$	86,000	\$	14,362	\$501,810	Interventionists
Subtotal: All Grades 1-8 Teachers	30.00	29.00	29.00		Yes						
Allied Arts											
Art	1.00		1.00		Yes	\$	86,000	\$	14,362	\$100,362	[Add notes here as needed]
Music	1.00		1.00		Yes	\$	86,000	\$	14,362	\$100,362	[Add notes here as needed]
Physical Education	2.00		2.00		Yes	\$	86,000	\$	14,362	\$200,724	[Add notes here as needed]
Technology Ed	1.00		1.00		Yes	\$	86,000	\$	14,362	\$100,362	[Add notes here as needed]
Drama					Yes	\$	86,000	\$	14,362	\$0	[Add notes here as needed]
ITS	1.00		1.00		Yes	\$	86,000	\$	14,362	\$100,362	[Add notes here as needed]
Content Literacy					Yes	\$	86,000	\$	14,362	\$0	[Add notes here as needed]
Health	1.00		1.00		Yes	\$	86,000	\$	14,362	\$100,362	[Add notes here as needed]
Dance					Yes	\$	86,000	\$	14,362	\$0	[Add notes here as needed]
Library/Media Specialist					Yes	\$	88,355	\$	14,755	\$0	[Add notes here as needed]
Other	1.00		2.00		Yes	\$	86,000	\$	14,362	\$200,724	SEL and Library Teacher
Subject Teachers (High school only)											
Math Teachers	see below				see below	\$	86,000	\$	14,362	\$0	[Add notes here as needed]
Science Teachers	see below				see below	\$	86,000	\$	14,362	\$0	[Add notes here as needed]
Social Studies Teachers	see below				see below	\$	86,000	\$	14,362	\$0	[Add notes here as needed]
English	see below				see below	\$	86,000	\$	14,362	\$0	[Add notes here as needed]
Foreign Language	see below				see below	\$	86,000	\$	14,362	\$0	[Add notes here as needed]
All HS Subject Teachers	0.00	0.0			Yes						[Add notes here as needed]
In House Suspension					Yes	\$	86,000	\$	14,362	\$0	[Add notes here as needed]
Consumer Science					Yes	\$	86,000	\$	14,362	\$0	[Add notes here as needed]
Business					Yes	\$	86,000	\$	14,362	\$0	[Add notes here as needed]
Video Production					Yes	\$	86,000	\$	14,362	\$0	[Add notes here as needed]
ROTC					Yes	\$	86,000	\$	14,362	\$0	[Add notes here as needed]
All General Education Teachers	38.00	29.00	38.00							\$3,813,756	
Special Education Teachers											
Adjustment Teachers	see below					\$	86,000	\$	14,362	\$0	[Add notes here as needed]
LEAP Teachers	3.00	see below	3.00			\$	86,000	\$	14,362	\$301,086	[Add notes here as needed]
CSA Teachers	2.00	see below	2.00			\$	86,000	\$	14,362	\$200,724	[Add notes here as needed]
Other Special Ed Teachers	6.00	see below	6.00			\$	86,000	\$	14,362	\$602,172	[Add notes here as needed]
All Special Education Teachers	11.00	10.0	11.00								

Daley	SY23-24 Staff	Required minimum	SY24-25 Budgeted Staff	Check: Sufficient Staff?	Average Salary	Average Benefits	Amount	Notes
<b>School Year 24-25 Budget</b>			Budget in light yellow cells		Budget in light yellow cells		\$7,637,370	Total Allocation - All Sources
<i>Positions in navy blue have been HS-only in the past</i>			Gray cells are budgeted for you				(\$0)	Amount remaining to budget
<b>English Language Learners Teachers</b>								
ELL Teachers	3.00	3.0	3.00	Yes	\$ 86,000	\$ 14,362	\$301,086	[Add notes here as needed]
<b>All Teachers</b>	<b>52.00</b>	<b>42.00</b>	<b>52.00</b>				<b>\$5,218,824</b>	
<b>Paraprofessionals:</b>								
<b>GenEd Paras</b>								
Preschool Para				Yes	\$ 32,745	\$ 5,468	\$0	[Add notes here as needed]
Kindergarten Para				Yes	\$ 32,745	\$ 5,468	\$0	[Add notes here as needed]
Mainstream Paras	14.00	4.00	9.00	Yes	\$ 32,745	\$ 5,468	\$343,918	[Add notes here as needed]
<b>All General Education Paras</b>	<b>14.00</b>	<b>0.0</b>	<b>9.00</b>				<b>\$343,918</b>	
<b>Special Education Paras</b>								
Special Education Classroom Paras	15.00	18.0	15.00	Contact Billie Jo Turner and Special Education Department	\$ 33,493	\$ 5,593	\$586,300	[Add notes here as needed]
504 /1to1	1.00	1.00		Funded based on need				[Add notes here as needed]
<b>English Language Learners Paras</b>								
ELL Para	3.00	1.0	1.00	Yes	\$ 33,493	\$ 5,593	\$39,087	[Add notes here as needed]
<b>All Paraprofessionals</b>	<b>33.00</b>	<b>20.00</b>	<b>25.00</b>				<b>\$969,305</b>	
<b>Student Support:</b>								
Guidance Counselor	1.00	1.00	1.00	Yes	\$ 99,727	\$ 16,654	\$116,382	[Add notes here as needed]
Social Worker	1.00		1.00	Yes	\$ 99,164	\$ 16,560	\$115,724	[Add notes here as needed]
Mental Health Support Staff	n/a			Yes	\$ 99,164	\$ 16,560	\$0	[Add notes here as needed]
Behavior Support Staff	1.00			Yes	\$ 86,000	\$ 14,362	\$0	[Add notes here as needed]
Building Substitute Staff	n/a			Yes	\$ 42,500	\$ 7,098	\$0	[Add notes here as needed]
ELL Tutor (Title III)	1.00			Yes	\$ 30,240		\$0	[Add notes here as needed]
Tutors (including SEL): 18 hrs/week	2.00			Yes	\$ 30,240		\$0	[Add notes here as needed]
Tutors: 15 hrs/week (Title I)	9.00		5.00	Yes	\$ 25,200		\$126,000	[Add notes here as needed]
Parent Liaisons: Stipended (Title I)	1.00		1.00	Yes	\$ 4,000		\$4,000	[Add notes here as needed]
Parent Liaisons: 18 hrs/week (Title I)				Yes	\$ 15,120		\$0	[Add notes here as needed]
Parent Liaison, full time				Yes	\$ 37,000	\$ 6,179	\$0	[Add notes here as needed]
<b>Subtotal</b>	<b>16.00</b>	<b>1.00</b>	<b>8.00</b>				<b>\$362,106</b>	
<b>Facilities</b>								
Security Guards				Yes	\$ 49,877	\$ 8,329	\$0	[Add notes here as needed]
Custodians	4.00	4.00	4.00	Yes	\$ 54,592	\$ 9,117	\$254,835	[Add notes here as needed]
<b>Subtotal</b>	<b>4.00</b>	<b>4.00</b>	<b>4.00</b>				<b>\$254,835</b>	
<b>High School-Specific Positions</b>								
Associate Head of School				Yes	\$ 139,321	\$ 23,267	\$0	[Add notes here as needed]
Coordinator of Student Support Services				Yes	\$ 133,188	\$ 22,242	\$0	[Add notes here as needed]
Discipline & Operations Specialist				Yes	\$ 109,123	\$ 18,224	\$0	[Add notes here as needed]
Academic Chairs				Yes	\$ 127,667	\$ 21,320	\$0	[Add notes here as needed]
Director of the Freshman Academy				Yes	\$ 105,000	\$ 17,535	\$0	[Add notes here as needed]
Student Services Specialist - Freshman Academy				Yes	\$ 100,344	\$ 16,757	\$0	[Add notes here as needed]
Bursar/Financial Specialist				Yes	\$ 54,307	\$ 9,069	\$0	[Add notes here as needed]
Clerk Schedulers				Yes	\$ 47,812	\$ 7,985	\$0	[Add notes here as needed]
Administrator of Athletics				Yes	\$ 132,791	\$ 22,176	\$0	[Add notes here as needed]
Student Activity Advisor				Yes	\$ 86,220	\$ 14,399	\$0	[Add notes here as needed]
<b>Subtotal</b>	<b>0.00</b>	<b>0.00</b>	<b>0.00</b>				<b>\$0</b>	
<b>Other Positions</b>								
Other (describe in column H)				Yes	See Amanda Dupont to estimate salary + benefits		\$0	[Add notes here as needed]
Other (describe in column H)	n/a			Yes	See Amanda Dupont to estimate salary + benefits		\$0	[Add notes here as needed]
<b>Subtotal</b>	<b>0.00</b>		<b>0.00</b>				<b>\$0</b>	
<b>Total Staffing</b>								
<b>All Staff</b>	<b>111.00</b>		<b>95.00</b>				<b>\$7,537,894</b>	
<b>Stipends</b>								
STEM Lead Stipends		Provided outside of SB	Grant provided		\$ 3,600		\$0	[Add notes here as needed]

Daley	SY23-24 Staff	Required minimum	SY24-25 Budgeted Staff	Check: Sufficient Staff?	Average Salary	Average Benefits	Amount	Notes
<b>School Year 24-25 Budget</b>			Budget in light yellow cells		Budget in light yellow cells		\$7,637,370	Total Allocation - All Sources
<i>Positions in navy blue have been HS-only in the past</i>			Gray cells are budgeted for you				(\$0)	Amount remaining to budget
ELL Lead Stipends	Provided outside of SB		Grant provided		\$ 3,600		\$0	[Add notes here as needed]
Website Content Manager Stipends	1.00			Yes	\$ 2,500		\$0	[Add notes here as needed]
Other Lead Stipend (describe in column H);				Yes			\$0	[Add notes here as needed]
Other Lead Stipend (describe in column H);				Yes			\$0	[Add notes here as needed]
Other Lead Stipend (describe in column H);				Yes			\$0	[Add notes here as needed]
<b>Total Stipends</b>	\$ 2,500		0.00				\$0	
<b>Non-Personnel</b>								
SA: Instructional Supplies	\$ 72,867		\$ 45,000	Yes			\$45,000	[Add notes here as needed]
SA: General Supplies	\$ -			Yes				[Add notes here as needed]
SA: Contracted Services	\$ 20,362		\$ 14,000	Yes			\$14,000	[Add notes here as needed]
SA: Professional Development	\$ 35,000		\$ 30,476	Yes			\$30,476	[Add notes here as needed]
SA: Technology	\$ 25,009		\$ 10,000	Yes			\$10,000	[Add notes here as needed]
Athletics: Coaches	\$ -			Yes				[Add notes here as needed]
Athletics: Contracted Services	\$ -			Yes				[Add notes here as needed]
Athletics: Transportation	\$ -			Yes				[Add notes here as needed]
Athletics: Supplies & Uniforms	\$ -			Yes				[Add notes here as needed]
Athletics: Rental Fees	\$ -			Yes				[Add notes here as needed]
Student Activity Stipends	\$ -			Yes				[Add notes here as needed]
Student Activity Supplies	\$ -			Yes				[Add notes here as needed]
Dual Enrollment	\$ - Provided outside of SBB	\$ -		Provided outside of SBB			\$0	[Add notes here as needed]
SCORE Peer Mediation	\$ - Provided outside of SBB	\$ -		Provided outside of SBB			\$0	[Add notes here as needed]
Band camp	\$ - Provided outside of SBB	\$ -		Provided outside of SBB			\$0	[Add notes here as needed]
Choral Supplies	\$ - Provided outside of SBB	\$ -		Provided outside of SBB			\$0	[Add notes here as needed]
Jr. Air Force ROTC Supplies & Equip.	\$ -			Yes				[Add notes here as needed]
Other (describe in column H)								[Add notes here as needed]
Other (describe in column H)								[Add notes here as needed]
Other (describe in column H)								[Add notes here as needed]
<b>Total Non-Personnel</b>	\$ 153,238		\$ 99,476				\$99,476	
<b>Total Budget</b>								
							\$7,637,370	

Greenhalge	SY23-24 Staff		Required minimum	SY24-25 Budgeted Staff	Check: Sufficient Staff?	Average Salary		Average Benefits	Amount	Notes	
School Year 24-25 Budget				Budget in light yellow cells		Budget in light yellow cells			\$6,647,016	Total Allocation - All Sources	
Positions in navy blue have been HS-only in the past				Gray cells are budgeted for you					(\$0)	Amount remaining to budget	
2100 Principal's Office:											
Principal/Coordinator	1.00	1.00	1.00		Yes	\$	128,740	\$	21,500	\$150,240	[Add notes here as needed]
Headmaster	0.00	0.00			Yes	\$	146,371	\$	24,444	\$0	[Add notes here as needed]
Assistant Principal	1.00	1.00	1.00		Yes	\$	125,952	\$	21,034	\$146,986	[Add notes here as needed]
House Deans	0.00				Yes	\$	133,155	\$	22,237	\$0	[Add notes here as needed]
Administrative Assistant	1.00	1.00	1.00		Yes	\$	49,553	\$	8,275	\$57,828	[Add notes here as needed]
Subtotal	3.00	3.00	3.00							\$355,054	
Coaches:											
Math Resource Teacher	2.00		1.00		Yes	\$	95,760	\$	15,992	\$111,751	[Add notes here as needed]
Literacy Specialist	1.00	0.00	1.00		Yes	\$	102,000	\$	17,034	\$119,034	[Add notes here as needed]
Instructional Specialist	0.00	0.00			Yes	\$	102,000	\$	17,034	\$0	[Add notes here as needed]
Additional professional development coaches					Yes	\$	101,486	\$	16,948	\$0	[Add notes here as needed]
Subtotal	3.00	0.00	2.00							\$230,785	
Teachers:											
Classroom Teachers											
PreSchool Teachers	2.00	2.00	2.00		Yes	\$	86,000	\$	14,362	\$200,724	[Add notes here as needed]
Kindergarten Teachers	4.00	4.00	4.00		Yes	\$	86,000	\$	14,362	\$401,448	[Add notes here as needed]
1st Grade Teachers	4.00	see below	4.00		see below	\$	86,000	\$	14,362	\$401,448	[Add notes here as needed]
2nd Grade Teachers	4.00	see below	4.00		see below	\$	86,000	\$	14,362	\$401,448	[Add notes here as needed]
3rd Grade Teachers	4.00	see below	4.00		see below	\$	86,000	\$	14,362	\$401,448	[Add notes here as needed]
4th Grade Teachers	4.00	see below	4.00		see below	\$	86,000	\$	14,362	\$401,448	[Add notes here as needed]
5th Grade Teachers	0.00	see below			see below	\$	86,000	\$	14,362	\$0	[Add notes here as needed]
6th Grade Teachers	0.00	see below			see below	\$	86,000	\$	14,362	\$0	[Add notes here as needed]
7th Grade Teachers	0.00	see below			see below	\$	86,000	\$	14,362	\$0	[Add notes here as needed]
8th Grade Teachers	0.00	see below			see below	\$	86,000	\$	14,362	\$0	[Add notes here as needed]
Loopers	0.00	see below			see below	\$	86,000	\$	14,362	\$0	[Add notes here as needed]
Subtotal: All Grades 1-8 Teachers	16.00	13.00	16.00		Yes						
Allied Arts											
Art	1.00		1.00		Yes	\$	86,000	\$	14,362	\$100,362	[Add notes here as needed]
Music	1.00		1.00		Yes	\$	86,000	\$	14,362	\$100,362	[Add notes here as needed]
Physical Education	1.00	0.00	1.00		Yes	\$	86,000	\$	14,362	\$100,362	[Add notes here as needed]
Technology Ed	0.00				Yes	\$	86,000	\$	14,362	\$0	[Add notes here as needed]
Drama	0.00				Yes	\$	86,000	\$	14,362	\$0	[Add notes here as needed]
ITS	0.00				Yes	\$	86,000	\$	14,362	\$0	[Add notes here as needed]
Content Literacy	1.00		1.00		Yes	\$	86,000	\$	14,362	\$100,362	[Add notes here as needed]
Health	0.00				Yes	\$	86,000	\$	14,362	\$0	[Add notes here as needed]
Dance	0.00				Yes	\$	86,000	\$	14,362	\$0	[Add notes here as needed]
Community Schools Manager	1.00		1.00		Yes	\$	86,000	\$	14,362	\$50,181	0.5 of funding will be on a grant
Other	1.00		2.00		Yes	\$	86,000	\$	14,362	\$200,724	Reading Teacher & Library
Subject Teachers (High school only)											
Math Teachers	0.00	see below			see below	\$	86,000	\$	14,362	\$0	[Add notes here as needed]
Science Teachers	0.00	see below			see below	\$	86,000	\$	14,362	\$0	[Add notes here as needed]
Social Studies Teachers	0.00	see below			see below	\$	86,000	\$	14,362	\$0	[Add notes here as needed]
English	0.00	see below			see below	\$	86,000	\$	14,362	\$0	[Add notes here as needed]
Foreign Language	0.00	see below			see below	\$	86,000	\$	14,362	\$0	[Add notes here as needed]
All HS Subject Teachers	0.00	0.0			Yes						[Add notes here as needed]
In House Suspension	0.00				Yes	\$	86,000	\$	14,362	\$0	[Add notes here as needed]
Consumer Science	0.00				Yes	\$	86,000	\$	14,362	\$0	[Add notes here as needed]
Business	0.00				Yes	\$	86,000	\$	14,362	\$0	[Add notes here as needed]
Video Production	0.00				Yes	\$	86,000	\$	14,362	\$0	[Add notes here as needed]
ROTC	0.00				Yes	\$	86,000	\$	14,362	\$0	[Add notes here as needed]
All General Education Teachers	28.00	19.00	29.00							\$2,860,317	
Special Education Teachers											
Adjustment Teachers	0.00	see below				\$	86,000	\$	14,362	\$0	[Add notes here as needed]
LEAP Teachers	0.00	see below				\$	86,000	\$	14,362	\$0	[Add notes here as needed]
CSA Teachers	4.00	see below	4.00			\$	86,000	\$	14,362	\$401,448	[Add notes here as needed]
Other Special Ed Teachers	4.00	see below	4.00			\$	86,000	\$	14,362	\$401,448	[Add notes here as needed]
All Special Education Teachers	8.00	7.0	8.00								

<b>Greenhalge</b>	<b>SY23-24 Staff</b>	<b>Required minimum</b>	<b>SY24-25 Budgeted Staff</b>	<b>Check: Sufficient Staff?</b>	<b>Average Salary</b>	<b>Average Benefits</b>	<b>Amount</b>	<b>Notes</b>
<b>School Year 24-25 Budget</b>			Budget in light yellow cells		Budget in light yellow cells		\$6,647,016	Total Allocation - All Sources
<i>Positions in navy blue have been HS-only in the past</i>			Gray cells are budgeted for you				(\$0)	Amount remaining to budget
<b>English Language Learners Teachers</b>								
ELL Teachers	4.50	3.0	5.00	Yes	\$ 86,000	\$ 14,362	\$501,810	[Add notes here as needed]
<b>All Teachers</b>	<b>40.50</b>	<b>29.00</b>	<b>42.00</b>				<b>\$4,165,023</b>	
<b>Paraprofessionals:</b>								
<b>GenEd Paras</b>								
Preschool Para	2.00	2.00	2.00	Yes	\$ 32,745	\$ 5,468	\$76,427	[Add notes here as needed]
Kindergarten Para	4.00	3.00	4.00	Yes	\$ 32,745	\$ 5,468	\$152,854	[Add notes here as needed]
Mainstream Paras	12.00	6.00	10.00	Yes	\$ 32,745	\$ 5,468	\$382,131	[Add notes here as needed]
<b>All General Education Paras</b>	<b>18.00</b>	<b>11.0</b>	<b>16.00</b>				<b>\$611,412</b>	
<b>Special Education Paras</b>								
Special Education Classroom Paras	12.00	12.0	12.00		\$ 33,493	\$ 5,593	\$469,040	[Add notes here as needed]
504 /1to1	0.00			Funded based on need				[Add notes here as needed]
<b>English Language Learners Paras</b>								
ELL Para	2.00	1.0	1.00	Yes	\$ 33,493	\$ 5,593	\$39,087	[Add notes here as needed]
<b>All Paraprofessionals</b>	<b>32.00</b>	<b>24.00</b>	<b>29.00</b>				<b>\$1,119,539</b>	
<b>Student Support:</b>								
Guidance Counselor	0.00			Yes	\$ 99,727	\$ 16,654	\$0	[Add notes here as needed]
Social Worker	3.00	0.00	2.00	Yes	\$ 99,164	\$ 16,560	\$231,448	[Add notes here as needed]
Mental Health Support Staff	0.00			Yes	\$ 99,164	\$ 16,560	\$0	[Add notes here as needed]
Behavior Support Staff	n/a			Yes	\$ 86,000	\$ 14,362	\$0	[Add notes here as needed]
Building Substitute Staff	n/a			Yes	\$ 42,500	\$ 7,098	\$0	[Add notes here as needed]
ELL Tutor (Title III)	2.00		0.00	Yes	\$ 30,240		\$0	[Add notes here as needed]
Tutors (including SEL): 18 hrs/week	4.00		2.00	Yes	\$ 30,240		\$60,480	[Add notes here as needed]
Tutors: 15 hrs/week (Title I)	4.00		5.00	Yes	\$ 25,200		\$126,000	[Add notes here as needed]
Parent Liaisons: Stipended (Title I)	0.00			Yes	\$ 4,000		\$0	[Add notes here as needed]
Parent Liaisons: 18 hrs/week (Title I)	1.00		1.00	Yes	\$ 15,120		\$15,120	[Add notes here as needed]
Parent Liaison, full time	1.00		1.00	Yes	\$ 37,000	\$ 6,179	\$43,179	[Add notes here as needed]
<b>Subtotal</b>	<b>15.00</b>	<b>0.00</b>	<b>11.00</b>				<b>\$476,227</b>	
<b>Facilities</b>								
Security Guards	0.00			Yes	\$ 49,877	\$ 8,329	\$0	[Add notes here as needed]
Custodians	3.00	3.00	3.00	Yes	\$ 54,592	\$ 9,117	\$191,126	[Add notes here as needed]
<b>Subtotal</b>	<b>3.00</b>	<b>3.00</b>	<b>3.00</b>				<b>\$191,126</b>	
<b>High School-Specific Positions</b>								
Associate Head of School	0.00			Yes	\$ 139,321	\$ 23,267	\$0	[Add notes here as needed]
Coordinator of Student Support Services	0.00			Yes	\$ 133,188	\$ 22,242	\$0	[Add notes here as needed]
Discipline & Operations Specialist	0.00			Yes	\$ 109,123	\$ 18,224	\$0	[Add notes here as needed]
Academic Chairs	0.00			Yes	\$ 127,667	\$ 21,320	\$0	[Add notes here as needed]
Director of the Freshman Academy	0.00			Yes	\$ 105,000	\$ 17,535	\$0	[Add notes here as needed]
Student Services Specialist - Freshman Academy	0.00			Yes	\$ 100,344	\$ 16,757	\$0	[Add notes here as needed]
Bursar/Financial Specialist	0.00			Yes	\$ 54,307	\$ 9,069	\$0	[Add notes here as needed]
Clerk Schedulers	0.00			Yes	\$ 47,812	\$ 7,985	\$0	[Add notes here as needed]
Administrator of Athletics	0.00			Yes	\$ 132,791	\$ 22,176	\$0	[Add notes here as needed]
Student Activity Advisor	0.00			Yes	\$ 86,220	\$ 14,399	\$0	[Add notes here as needed]
<b>Subtotal</b>	<b>0.00</b>	<b>0.00</b>	<b>0.00</b>				<b>\$0</b>	
<b>Other Positions</b>								
Other (describe in column H)				Yes	See Amanda Dupont to estimate salary + benefits		\$0	[Add notes here as needed]
Other (describe in column H)	n/a			Yes	See Amanda Dupont to estimate salary + benefits		\$0	[Add notes here as needed]
<b>Subtotal</b>	<b>0.00</b>		<b>0.00</b>				<b>\$0</b>	
<b>Total Staffing</b>								
<b>All Staff</b>	<b>96.50</b>		<b>90.00</b>				<b>\$6,537,754</b>	
<b>Stipends</b>								
STEM Lead Stipends		Provided outside of SB	Grant provided		\$ 3,600		\$0	[Add notes here as needed]

Greenhalge	SY23-24 Staff	Required minimum	SY24-25 Budgeted Staff	Check: Sufficient Staff?	Average Salary	Average Benefits	Amount	Notes
<b>School Year 24-25 Budget</b>			Budget in light yellow cells		Budget in light yellow cells		\$6,647,016	Total Allocation - All Sources
<i>Positions in navy blue have been HS-only in the past</i>			Gray cells are budgeted for you				(\$0)	Amount remaining to budget
ELL Lead Stipends		Provided outside of SB	Grant provided		\$ 3,600		\$0	[Add notes here as needed]
Website Content Manager Stipends	\$ 2,500			Yes	\$ 2,500		\$0	[Add notes here as needed]
Other Lead Stipend (describe in column H);				Yes			\$0	[Add notes here as needed]
Other Lead Stipend (describe in column H);				Yes			\$0	[Add notes here as needed]
Other Lead Stipend (describe in column H);				Yes			\$0	[Add notes here as needed]
<b>Total Stipends</b>	<b>\$ 2,500</b>		<b>0.00</b>				<b>\$0</b>	
<b>Non-Personnel</b>								
SA: Instructional Supplies	\$ 52,442		\$ 37,631	Yes			\$37,631	[Add notes here as needed]
SA: General Supplies	\$ 39,243		\$ 46,631	Yes			\$46,631	[Add notes here as needed]
SA: Contracted Services	\$ 15,000			Yes				[Add notes here as needed]
SA: Professional Development	\$ 50,000		\$ 25,000	Yes			\$25,000	[Add notes here as needed]
SA: Technology	\$ -			Yes				[Add notes here as needed]
Athletics: Coaches	\$ -			Yes				[Add notes here as needed]
Athletics: Contracted Services	\$ -			Yes				[Add notes here as needed]
Athletics: Transportation	\$ -			Yes				[Add notes here as needed]
Athletics: Supplies & Uniforms	\$ -			Yes				[Add notes here as needed]
Athletics: Rental Fees	\$ -			Yes				[Add notes here as needed]
Student Activity Stipends	\$ -			Yes				[Add notes here as needed]
Student Activity Supplies	\$ -			Yes				[Add notes here as needed]
Dual Enrollment	\$ -	Provided outside of SBB	\$ -	Provided outside of SBB			\$0	[Add notes here as needed]
SCORE Peer Mediation	\$ -	Provided outside of SBB	\$ -	Provided outside of SBB			\$0	[Add notes here as needed]
Band camp	\$ -	Provided outside of SBB	\$ -	Provided outside of SBB			\$0	[Add notes here as needed]
Choral Supplies	\$ -	Provided outside of SBB	\$ -	Provided outside of SBB			\$0	[Add notes here as needed]
Jr. Air Force ROTC Supplies & Equip.	\$ -			Yes				[Add notes here as needed]
Other (describe in column H)								[Add notes here as needed]
Other (describe in column H)								[Add notes here as needed]
Other (describe in column H)								[Add notes here as needed]
<b>Total Non-Personnel</b>	<b>\$ 156,685</b>		<b>\$ 109,262</b>				<b>\$109,262</b>	
<b>Total Budget</b>								
							<b>\$6,647,016</b>	

Laura Lee		SY23-24 Staff	Required minimum	SY24-25 Budgeted Staff	Check: Sufficient Staff?	Average Salary		Average Benefits		Amount	Notes
School Year 24-25 Budget				Budget in light yellow cells		Budget in light yellow cells				\$1,306,732	Total Allocation - All Sources
Positions in navy blue have been HS-only in the past				Gray cells are budgeted for you						\$0	Amount remaining to budget
2100 Principal's Office:											
	Principal/Coordinator	1.00	1.00	1.00	Yes	\$	128,740	\$	21,500	\$150,240	[Add notes here as needed]
	Headmaster				Yes	\$	146,371	\$	24,444	\$0	[Add notes here as needed]
	Assistant Principal				Yes	\$	125,952	\$	21,034	\$0	[Add notes here as needed]
	House Deans				Yes	\$	133,155	\$	22,237	\$0	[Add notes here as needed]
	Administrative Assistant	1.00	1.00	1.00	Yes	\$	49,553	\$	8,275	\$57,828	[Add notes here as needed]
	Subtotal	2.00	2.00	2.00						\$208,068	
Coaches:											
	Math Resource Teacher				Yes	\$	95,760	\$	15,992	\$0	[Add notes here as needed]
	Literacy Specialist				Yes	\$	102,000	\$	17,034	\$0	[Add notes here as needed]
	Instructional Specialist				Yes	\$	102,000	\$	17,034	\$0	[Add notes here as needed]
	Additional professional development coaches				Yes	\$	101,486	\$	16,948	\$0	[Add notes here as needed]
	Subtotal	0.00	0.00	0.00						\$0	
Teachers:											
Classroom Teachers											
	PreSchool Teachers				Yes	\$	86,000	\$	14,362	\$0	[Add notes here as needed]
	Kindergarten Teachers				Yes	\$	86,000	\$	14,362	\$0	[Add notes here as needed]
	1st Grade Teachers	see below			see below	\$	86,000	\$	14,362	\$0	[Add notes here as needed]
	2nd Grade Teachers	see below			see below	\$	86,000	\$	14,362	\$0	[Add notes here as needed]
	3rd Grade Teachers	see below			see below	\$	86,000	\$	14,362	\$0	[Add notes here as needed]
	4th Grade Teachers	see below			see below	\$	86,000	\$	14,362	\$0	[Add notes here as needed]
	5th Grade Teachers	see below			see below	\$	86,000	\$	14,362	\$0	[Add notes here as needed]
	6th Grade Teachers	see below			see below	\$	86,000	\$	14,362	\$0	[Add notes here as needed]
	7th Grade Teachers	see below			see below	\$	86,000	\$	14,362	\$0	[Add notes here as needed]
	8th Grade Teachers	see below			see below	\$	86,000	\$	14,362	\$0	[Add notes here as needed]
	Loopers	see below			see below	\$	86,000	\$	14,362	\$0	[Add notes here as needed]
	Subtotal: All Grades 1-8 Teachers	0.00	0.00	0.00	Yes						
Allied Arts											
	Art	0.25		0.25	Yes	\$	86,000	\$	14,362	\$25,091	[Add notes here as needed]
	Music	0.50		0.50	Yes	\$	86,000	\$	14,362	\$50,181	[Add notes here as needed]
	Physical Education	0.25		0.25	Yes	\$	86,000	\$	14,362	\$25,091	Full Time PE/Health Teacher
	Technology Ed				Yes	\$	86,000	\$	14,362	\$0	[Add notes here as needed]
	Drama				Yes	\$	86,000	\$	14,362	\$0	[Add notes here as needed]
	ITS				Yes	\$	86,000	\$	14,362	\$0	[Add notes here as needed]
	Content Literacy				Yes	\$	86,000	\$	14,362	\$0	[Add notes here as needed]
	Health				Yes	\$	86,000	\$	14,362	\$0	[Add notes here as needed]
	Dance				Yes	\$	86,000	\$	14,362	\$0	[Add notes here as needed]
	Library/Media Specialist				Yes	\$	88,355	\$	14,755	\$0	[Add notes here as needed]
	Other				Yes	\$	86,000	\$	14,362	\$0	[Add notes here as needed]
Subject Teachers (High school only)											
	Math Teachers	see below			see below	\$	86,000	\$	14,362	\$0	[Add notes here as needed]
	Science Teachers	see below			see below	\$	86,000	\$	14,362	\$0	[Add notes here as needed]
	Social Studies Teachers	see below		1.00	see below	\$	86,000	\$	14,362	\$100,362	Shared with Adie 1 day per week
	English	see below			see below	\$	86,000	\$	14,362	\$0	[Add notes here as needed]
	Foreign Language	see below			see below	\$	86,000	\$	14,362	\$0	[Add notes here as needed]
	All HS Subject Teachers	0.00	0.0		Yes						[Add notes here as needed]
	In House Suspension				Yes	\$	86,000	\$	14,362	\$0	[Add notes here as needed]
	Consumer Science				Yes	\$	86,000	\$	14,362	\$0	[Add notes here as needed]
	Business				Yes	\$	86,000	\$	14,362	\$0	[Add notes here as needed]
	Video Production				Yes	\$	86,000	\$	14,362	\$0	[Add notes here as needed]
	ROTC				Yes	\$	86,000	\$	14,362	\$0	[Add notes here as needed]
	All General Education Teachers	1.00	0.00	2.00						\$200,724	
Special Education Teachers											
	Adjustment Teachers	see below				\$	86,000	\$	14,362	\$0	[Add notes here as needed]
	LEAP Teachers	see below				\$	86,000	\$	14,362	\$0	[Add notes here as needed]
	CSA Teachers	see below				\$	86,000	\$	14,362	\$0	[Add notes here as needed]
	Other Special Ed Teachers	5.00	see below	5.00		\$	86,000	\$	14,362	\$501,810	[Add notes here as needed]
	All Special Education Teachers	5.00	5.0	5.00							



Laura Lee	SY23-24 Staff	Required minimum	SY24-25 Budgeted Staff	Check: Sufficient Staff?	Average Salary	Average Benefits	Amount	Notes		
School Year 24-25 Budget			Budget in light yellow cells		Budget in light yellow cells		\$1,306,732	Total Allocation - All Sources		
Positions in navy blue have been HS-only in the past			Gray cells are budgeted for you				\$0	Amount remaining to budget		
English Language Learners Teachers										
ELL Teachers				Yes	\$	86,000	\$	14,362	\$0	[Add notes here as needed]
All Teachers	6.00	5.00	7.00						\$702,534	
Paraprofessionals:										
GenEd Paras										
Preschool Para				Yes	\$	32,745	\$	5,468	\$0	[Add notes here as needed]
Kindergarten Para				Yes	\$	32,745	\$	5,468	\$0	[Add notes here as needed]
Mainstream Paras				Yes	\$	32,745	\$	5,468	\$0	[Add notes here as needed]
All General Education Paras	0.00	0.0	0.00						\$0	
Special Education Paras										
Special Education Classroom Paras	7.00	7.0	7.00		\$	33,493	\$	5,593	\$273,607	[Add notes here as needed]
504 /1to1				Funded based on need						[Add notes here as needed]
English Language Learners Paras										
ELL Para				Yes	\$	33,493	\$	5,593	\$0	[Add notes here as needed]
All Paraprofessionals	7.00	7.00	7.00						\$273,607	
Student Support:										
Guidance Counselor				Yes	\$	99,727	\$	16,654	\$0	[Add notes here as needed]
Social Worker				Yes	\$	99,164	\$	16,560	\$0	[Add notes here as needed]
Mental Health Support Staff	n/a			Yes	\$	99,164	\$	16,560	\$0	[Add notes here as needed]
Behavior Support Staff	n/a			Yes	\$	86,000	\$	14,362	\$0	[Add notes here as needed]
Building Substitute Staff	n/a			Yes	\$	42,500	\$	7,098	\$0	[Add notes here as needed]
ELL Tutor (Title III)				Yes	\$	30,240			\$0	[Add notes here as needed]
Tutors (including SEL): 18 hrs/week				Yes	\$	30,240			\$0	[Add notes here as needed]
Tutors: 15 hrs/week (Title I)	1.00		1.00	Yes	\$	25,200			\$25,200	Instructional Specialist
Parent Liaisons: Stipended (Title I)				Yes	\$	4,000			\$0	[Add notes here as needed]
Parent Liaisons: 18 hrs/week (Title I)				Yes	\$	15,120			\$0	[Add notes here as needed]
Parent Liaison, full time				Yes	\$	37,000	\$	6,179	\$0	[Add notes here as needed]
Subtotal	1.00	0.00	1.00						\$25,200	
Facilities										
Security Guards				Yes	\$	49,877	\$	8,329	\$0	[Add notes here as needed]
Custodians	1.00	1.00	1.00	Yes	\$	54,592	\$	9,117	\$63,709	[Add notes here as needed]
Subtotal	1.00	1.00	1.00						\$63,709	
High School-Specific Positions										
Associate Head of School				Yes	\$	139,321	\$	23,267	\$0	[Add notes here as needed]
Coordinator of Student Support Services				Yes	\$	133,188	\$	22,242	\$0	[Add notes here as needed]
Discipline & Operations Specialist				Yes	\$	109,123	\$	18,224	\$0	[Add notes here as needed]
Academic Chairs				Yes	\$	127,667	\$	21,320	\$0	[Add notes here as needed]
Director of the Freshman Academy				Yes	\$	105,000	\$	17,535	\$0	[Add notes here as needed]
Student Services Specialist - Freshman Academy				Yes	\$	100,344	\$	16,757	\$0	[Add notes here as needed]
Bursar/Financial Specialist				Yes	\$	54,307	\$	9,069	\$0	[Add notes here as needed]
Clerk Schedulers				Yes	\$	47,812	\$	7,985	\$0	[Add notes here as needed]
Administrator of Athletics				Yes	\$	132,791	\$	22,176	\$0	[Add notes here as needed]
Student Activity Advisor				Yes	\$	86,220	\$	14,399	\$0	[Add notes here as needed]
Subtotal	0.00	0.00	0.00						\$0	
Other Positions										
Other (describe in column H)	n/a			Yes	See Amanda Dupont to estimate salary + benefits				\$0	[Add notes here as needed]
Other (describe in column H)	n/a			Yes	See Amanda Dupont to estimate salary + benefits				\$0	[Add notes here as needed]
Subtotal	0.00		0.00						\$0	
Total Staffing										
All Staff	17.00		18.00						\$1,273,117	
Stipends										
STEM Lead Stipends	Provided outside of SB	Grant provided			\$	3,600			\$0	[Add notes here as needed]

<b>Laura Lee</b>		<b>SY23-24 Staff Required minimum</b>	<b>SY24-25 Budgeted Staff</b>	<b>Check: Sufficient Staff?</b>	<b>Average Salary</b>	<b>Average Benefits</b>	<b>Amount</b>	<b>Notes</b>
<b>School Year 24-25 Budget</b>			Budget in light yellow cells		Budget in light yellow cells		\$1,306,732	Total Allocation - All Sources
<i>Positions in navy blue have been HS-only in the past</i>			Gray cells are budgeted for you				\$0	Amount remaining to budget
ELL Lead Stipends	Provided outside of SB		Grant provided		\$ 3,600		\$0	[Add notes here as needed]
Website Content Manager Stipends				Yes	\$ 2,500		\$0	[Add notes here as needed]
Other Lead Stipend (describe in column H);				Yes			\$0	[Add notes here as needed]
Other Lead Stipend (describe in column H);				Yes			\$0	[Add notes here as needed]
Other Lead Stipend (describe in column H);				Yes			\$0	[Add notes here as needed]
<b>Total Stipends</b>	\$ -		0.00				\$0	
<b>Non-Personnel</b>								
SA: Instructional Supplies	\$ -			Yes				[Add notes here as needed]
SA: General Supplies	\$ 73,977		\$ 9,308	Yes			\$9,308	[Add notes here as needed]
SA: Contracted Services	\$ 20,000		\$ 9,307	Yes			\$9,307	[Add notes here as needed]
SA: Professional Development	\$ 30,000		\$ 15,000	Yes			\$15,000	[Add notes here as needed]
SA: Technology	\$ 10,000			Yes				[Add notes here as needed]
Athletics: Coaches	\$ -			Yes				[Add notes here as needed]
Athletics: Contracted Services	\$ -			Yes				[Add notes here as needed]
Athletics: Transportation	\$ -			Yes				[Add notes here as needed]
Athletics: Supplies & Uniforms	\$ -			Yes				[Add notes here as needed]
Athletics: Rental Fees	\$ -			Yes				[Add notes here as needed]
Student Activity Stipends	\$ -			Yes				[Add notes here as needed]
Student Activity Supplies	\$ -			Yes				[Add notes here as needed]
Dual Enrollment	\$ - Provided outside of SBB	\$ -		Provided outside of SBB			\$0	[Add notes here as needed]
SCORE Peer Mediation	\$ - Provided outside of SBB	\$ -		Provided outside of SBB			\$0	[Add notes here as needed]
Band camp	\$ - Provided outside of SBB	\$ -		Provided outside of SBB			\$0	[Add notes here as needed]
Choral Supplies	\$ - Provided outside of SBB	\$ -		Provided outside of SBB			\$0	[Add notes here as needed]
Jr. Air Force ROTC Supplies & Equip.	\$ -			Yes				[Add notes here as needed]
Other (describe in column H)								[Add notes here as needed]
Other (describe in column H)								[Add notes here as needed]
Other (describe in column H)								[Add notes here as needed]
<b>Total Non-Personnel</b>	\$ 133,977		\$ 33,615				\$33,615	
<b>Total Budget</b>								
							\$1,306,732	

Leblanc	SY23-24 Staff	Required minimum	SY24-25 Budgeted Staff	Check: Sufficient Staff?	Average Salary	Average Benefits	Amount	Notes		
School Year 24-25 Budget			Budget in light yellow cells		Budget in light yellow cells		\$1,510,643	Total Allocation - All Sources		
Positions in navy blue have been HS-only in the past			Gray cells are budgeted for you				\$0	Amount remaining to budget		
2100 Principal's Office:										
Principal/Coordinator	1.00	1.00	1.00	Yes	\$	128,740	\$	21,500	\$150,240	[Add notes here as needed]
Headmaster				Yes	\$	146,371	\$	24,444	\$0	[Add notes here as needed]
Assistant Principal				Yes	\$	125,952	\$	21,034	\$0	[Add notes here as needed]
House Deans				Yes	\$	133,155	\$	22,237	\$0	[Add notes here as needed]
Administrative Assistant	1.00	1.00	1.00	Yes	\$	49,553	\$	8,275	\$57,828	
Subtotal	2.00	2.00	2.00						\$208,068	
Coaches:										
Math Resource Teacher				Yes	\$	95,760	\$	15,992	\$0	[Add notes here as needed]
Literacy Specialist				Yes	\$	102,000	\$	17,034	\$0	[Add notes here as needed]
Instructional Specialist				Yes	\$	102,000	\$	17,034	\$0	[Add notes here as needed]
Additional professional development coaches				Yes	\$	101,486	\$	16,948	\$0	[Add notes here as needed]
Subtotal	0.00	0.00	0.00						\$0	
Teachers:										
Classroom Teachers										
PreSchool Teachers				Yes	\$	86,000	\$	14,362	\$0	[Add notes here as needed]
Kindergarten Teachers				Yes	\$	86,000	\$	14,362	\$0	[Add notes here as needed]
1st Grade Teachers	see below			see below	\$	86,000	\$	14,362	\$0	[Add notes here as needed]
2nd Grade Teachers	see below			see below	\$	86,000	\$	14,362	\$0	[Add notes here as needed]
3rd Grade Teachers	see below			see below	\$	86,000	\$	14,362	\$0	[Add notes here as needed]
4th Grade Teachers	see below			see below	\$	86,000	\$	14,362	\$0	[Add notes here as needed]
5th Grade Teachers	see below			see below	\$	86,000	\$	14,362	\$0	[Add notes here as needed]
6th Grade Teachers	see below			see below	\$	86,000	\$	14,362	\$0	[Add notes here as needed]
7th Grade Teachers	see below			see below	\$	86,000	\$	14,362	\$0	[Add notes here as needed]
8th Grade Teachers	see below			see below	\$	86,000	\$	14,362	\$0	[Add notes here as needed]
Loopers	see below			see below	\$	86,000	\$	14,362	\$0	[Add notes here as needed]
Subtotal: All Grades 1-8 Teachers	0.00	0.00	0.00	Yes						
Allied Arts										
Art	0.50		0.50	Yes	\$	86,000	\$	14,362	\$50,181	[Add notes here as needed]
Music				Yes	\$	86,000	\$	14,362	\$0	[Add notes here as needed]
Physical Education				Yes	\$	86,000	\$	14,362	\$0	[Add notes here as needed]
Technology Ed				Yes	\$	86,000	\$	14,362	\$0	[Add notes here as needed]
Drama				Yes	\$	86,000	\$	14,362	\$0	[Add notes here as needed]
ITS				Yes	\$	86,000	\$	14,362	\$0	[Add notes here as needed]
Content Literacy				Yes	\$	86,000	\$	14,362	\$0	[Add notes here as needed]
Health				Yes	\$	86,000	\$	14,362	\$0	[Add notes here as needed]
Dance				Yes	\$	86,000	\$	14,362	\$0	[Add notes here as needed]
Library/Media Specialist				Yes	\$	88,355	\$	14,755	\$0	[Add notes here as needed]
Other				Yes	\$	86,000	\$	14,362	\$0	[Add notes here as needed]
Subject Teachers (High school only)										
Math Teachers	see below			see below	\$	86,000	\$	14,362	\$0	[Add notes here as needed]
Science Teachers	see below			see below	\$	86,000	\$	14,362	\$0	[Add notes here as needed]
Social Studies Teachers	see below			see below	\$	86,000	\$	14,362	\$0	[Add notes here as needed]
English	see below			see below	\$	86,000	\$	14,362	\$0	[Add notes here as needed]
Foreign Language	see below			see below	\$	86,000	\$	14,362	\$0	[Add notes here as needed]
All HS Subject Teachers	0.00	0.0		Yes						[Add notes here as needed]
In House Suspension				Yes	\$	86,000	\$	14,362	\$0	[Add notes here as needed]
Consumer Science				Yes	\$	86,000	\$	14,362	\$0	[Add notes here as needed]
Business				Yes	\$	86,000	\$	14,362	\$0	[Add notes here as needed]
Video Production				Yes	\$	86,000	\$	14,362	\$0	[Add notes here as needed]
ROTC				Yes	\$	86,000	\$	14,362	\$0	[Add notes here as needed]

Leblanc	SY23-24 Staff	Required minimum	SY24-25 Budgeted Staff	Check: Sufficient Staff?	Average Salary	Average Benefits	Amount	Notes
<b>School Year 24-25 Budget</b>			Budget in light yellow cells		Budget in light yellow cells		\$1,510,643	Total Allocation - All Sources
<i>Positions in navy blue have been HS-only in the past</i>			Gray cells are budgeted for you				\$0	Amount remaining to budget
<b>All General Education Teachers</b>	0.50	0.00	0.50				\$50,181	
<b>Special Education Teachers</b>								
Adjustment Teachers	7.00	see below	7.00		\$ 86,000	\$ 14,362	\$702,534	[Add notes here as needed]
LEAP Teachers		see below			\$ 86,000	\$ 14,362	\$0	[Add notes here as needed]
CSA Teachers		see below			\$ 86,000	\$ 14,362	\$0	[Add notes here as needed]
Other Special Ed Teachers		see below			\$ 86,000	\$ 14,362	\$0	[Add notes here as needed]
<b>All Special Education Teachers</b>	7.00	7.0	7.00					
<b>English Language Learners Teachers</b>								
ELL Teachers				Yes	\$ 86,000	\$ 14,362	\$0	[Add notes here as needed]
<b>All Teachers</b>	7.50	7.00	7.50				\$752,715	
<b>Paraprofessionals:</b>								
<b>GenEd Paras</b>								
Preschool Para				Yes	\$ 32,745	\$ 5,468	\$0	[Add notes here as needed]
Kindergarten Para				Yes	\$ 32,745	\$ 5,468	\$0	[Add notes here as needed]
Mainstream Paras				Yes	\$ 32,745	\$ 5,468	\$0	[Add notes here as needed]
<b>All General Education Paras</b>	0.00	0.0	0.00				\$0	
<b>Special Education Paras</b>								
Special Education Classroom Paras	6.00	8.0	6.00	Jo Turner and Special Educatie	\$ 33,493	\$ 5,593	\$234,520	[Add notes here as needed]
504 /1to1				Funded based on need				[Add notes here as needed]
<b>English Language Learners Paras</b>								
ELL Para				Yes	\$ 33,493	\$ 5,593	\$0	[Add notes here as needed]
<b>All Paraprofessionals</b>	6.00	8.00	6.00				\$234,520	
<b>Student Support:</b>								
Guidance Counselor				Yes	\$ 99,727	\$ 16,654	\$0	[Add notes here as needed]
Social Worker				Yes	\$ 99,164	\$ 16,560	\$0	[Add notes here as needed]
Mental Health Support Staff	n/a			Yes	\$ 99,164	\$ 16,560	\$0	[Add notes here as needed]
Behavior Support Staff	1.00		1.00	Yes	\$ 86,000	\$ 14,362	\$100,362	[Add notes here as needed]
Building Substitute Staff	n/a			Yes	\$ 42,500	\$ 7,098	\$0	[Add notes here as needed]
ELL Tutor (Title III)				Yes	\$ 30,240		\$0	[Add notes here as needed]
Tutors (including SEL): 18 hrs/week				Yes	\$ 30,240		\$0	[Add notes here as needed]
Tutors: 15 hrs/week (Title I)	1.00		1.00	Yes	\$ 25,200		\$25,200	[Add notes here as needed]
Parent Liaisons: Stipended (Title I)				Yes	\$ 4,000		\$0	[Add notes here as needed]
Parent Liaisons: 18 hrs/week (Title I)	1.00		1.00	Yes	\$ 15,120		\$15,120	[Add notes here as needed]
Parent Liaison, full time				Yes	\$ 37,000	\$ 6,179	\$0	[Add notes here as needed]
<b>Subtotal</b>	3.00	0.00	3.00				\$140,682	
<b>Facilities</b>								
Security Guards	1.00		1.00	Yes	\$ 49,877	\$ 8,329	\$58,206	[Add notes here as needed]
Custodians	1.00	1.00	1.00	Yes	\$ 54,592	\$ 9,117	\$63,709	[Add notes here as needed]
<b>Subtotal</b>	2.00	1.00	2.00				\$121,915	
<b>High School-Specific Positions</b>								
Associate Head of School				Yes	\$ 139,321	\$ 23,267	\$0	[Add notes here as needed]
Coordinator of Student Support Services				Yes	\$ 133,188	\$ 22,242	\$0	[Add notes here as needed]
Discipline & Operations Specialist				Yes	\$ 109,123	\$ 18,224	\$0	[Add notes here as needed]
Academic Chairs				Yes	\$ 127,667	\$ 21,320	\$0	[Add notes here as needed]
Director of the Freshman Academy				Yes	\$ 105,000	\$ 17,535	\$0	[Add notes here as needed]
Student Services Specialist - Freshman Academy				Yes	\$ 100,344	\$ 16,757	\$0	[Add notes here as needed]
Bursar/Financial Specialist				Yes	\$ 54,307	\$ 9,069	\$0	[Add notes here as needed]

<b>Leblanc</b>		<b>SY23-24 Staff</b>	<b>Required minimum</b>	<b>SY24-25 Budgeted Staff</b>	<b>Check: Sufficient Staff?</b>	<b>Average Salary</b>	<b>Average Benefits</b>	<b>Amount</b>	<b>Notes</b>
<b>School Year 24-25 Budget</b>				Budget in light yellow cells		Budget in light yellow cells		\$1,510,643	Total Allocation - All Sources
<i>Positions in navy blue have been HS-only in the past</i>				Gray cells are budgeted for you				\$0	Amount remaining to budget
Clerk Schedulers				Yes	\$	47,812	\$	7,985	\$0 [Add notes here as needed]
Administrator of Athletics				Yes	\$	132,791	\$	22,176	\$0 [Add notes here as needed]
Student Activity Advisor				Yes	\$	86,220	\$	14,399	\$0 [Add notes here as needed]
<b>Subtotal</b>	0.00	0.00	0.00						<b>\$0</b>
<b>Other Positions</b>									
Other (describe in column H)	n/a			Yes	See Amanda Dupont to estimate salary + benefits			\$0	[Add notes here as needed]
Other (describe in column H)	n/a			Yes	See Amanda Dupont to estimate salary + benefits			\$0	[Add notes here as needed]
<b>Subtotal</b>	0.00		0.00						<b>\$0</b>
<b>Total Staffing</b>									
<b>All Staff</b>	20.50		20.50					\$1,457,900	
<b>Stipends</b>									
STEM Lead Stipends		Provided outside of SB	Grant provided		\$	3,600		\$0	[Add notes here as needed]
ELL Lead Stipends		Provided outside of SB	Grant provided		\$	3,600		\$0	[Add notes here as needed]
Website Content Manager Stipends	1.00		1.00	Yes	\$	2,500		\$2,500	[Add notes here as needed]
Other Lead Stipend (describe in column H);	1.00		1.00	Yes	\$	3,600		\$3,600	[Add notes here as needed]
Other Lead Stipend (describe in column H);	1.00		1.00	Yes	\$	3,600		\$3,600	[Add notes here as needed]
Other Lead Stipend (describe in column H);	1.00		1.00	Yes	\$	2,500		\$2,500	[Add notes here as needed]
<b>Total Stipends</b>	\$ 12,200		4.00					<b>\$12,200</b>	
<b>Non-Personnel</b>									
SA: Instructional Supplies	\$ -			Yes					[Add notes here as needed]
SA: General Supplies	\$ 13,514		\$ 13,514	Yes				\$13,514	[Add notes here as needed]
SA: Contracted Services	\$ 13,514		\$ 13,514	Yes				\$13,514	[Add notes here as needed]
SA: Professional Development	\$ 13,515		\$ 13,515	Yes				\$13,515	[Add notes here as needed]
SA: Technology	\$ -			Yes					[Add notes here as needed]
Athletics: Coaches	\$ -			Yes					[Add notes here as needed]
Athletics: Contracted Services	\$ -			Yes					[Add notes here as needed]
Athletics: Transportation	\$ -			Yes					[Add notes here as needed]
Athletics: Supplies & Uniforms	\$ -			Yes					[Add notes here as needed]
Athletics: Rental Fees	\$ -			Yes					[Add notes here as needed]
Student Activity Stipends	\$ -			Yes					[Add notes here as needed]
Student Activity Supplies	\$ -			Yes					[Add notes here as needed]
Dual Enrollment	\$ - Provided outside of SBB	\$ -	Provided outside of SBB					\$0	[Add notes here as needed]
SCORE Peer Mediation	\$ - Provided outside of SBB	\$ -	Provided outside of SBB					\$0	[Add notes here as needed]
Band camp	\$ - Provided outside of SBB	\$ -	Provided outside of SBB					\$0	[Add notes here as needed]
Choral Supplies	\$ - Provided outside of SBB	\$ -	Provided outside of SBB					\$0	[Add notes here as needed]
Jr. Air Force ROTC Supplies & Equip.	\$ -			Yes					[Add notes here as needed]
Other (describe in column H)									[Add notes here as needed]
Other (describe in column H)									[Add notes here as needed]
Other (describe in column H)									[Add notes here as needed]
<b>Total Non-Personnel</b>	\$ 40,543		\$ 40,543					<b>\$40,543</b>	
<b>Total Budget</b>									
									<b>\$1,510,643</b>

Lowell High School		SY23-24 Staff	Required minimum	SY24-25 Budgeted Staff	Check: Sufficient Staff?	Average Salary	Average Benefits	Amount	Notes	
School Year 24-25 Budget				Budget in light yellow cells		Budget in light yellow cells		\$34,949,975	Total Allocation - All Sources	
Positions in navy blue have been HS-only in the past				Gray cells are budgeted for you				\$16,057	Amount remaining to budget	
2100 Principal's Office:										
Principal/Coordinator				Yes	\$	128,740	\$	21,500	\$0	[Add notes here as needed]
Headmaster	1.00	1.00	1.00	Yes	\$	146,371	\$	24,444	\$170,815	[Add notes here as needed]
Assistant Principal				Yes	\$	125,952	\$	21,034	\$0	[Add notes here as needed]
House Deans	4.00	4.00	4.00	Yes	\$	133,155	\$	22,237	\$621,566	[Add notes here as needed]
Administrative Assistant	11.00	5.00	11.00	Yes	\$	49,553	\$	8,275	\$636,112	[Add notes here as needed]
Subtotal	16.00	10.00	16.00						\$1,428,492	
Coaches:										
Math Resource Teacher				Yes	\$	95,760	\$	15,992	\$0	[Add notes here as needed]
Literacy Specialist				Yes	\$	102,000	\$	17,034	\$0	[Add notes here as needed]
Instructional Specialist	2.00		2.00	Yes	\$	102,000	\$	17,034	\$238,068	[Add notes here as needed]
Additional professional development coaches	2.00		2.00	Yes	\$	101,486	\$	16,948	\$236,868	[Add notes here as needed]
Subtotal	4.00	0.00	4.00						\$474,936	
Teachers:										
Classroom Teachers										
PreSchool Teachers				Yes	\$	86,000	\$	14,362	\$0	[Add notes here as needed]
Kindergarten Teachers				Yes	\$	86,000	\$	14,362	\$0	[Add notes here as needed]
1st Grade Teachers	see below			see below	\$	86,000	\$	14,362	\$0	[Add notes here as needed]
2nd Grade Teachers	see below			see below	\$	86,000	\$	14,362	\$0	[Add notes here as needed]
3rd Grade Teachers	see below			see below	\$	86,000	\$	14,362	\$0	[Add notes here as needed]
4th Grade Teachers	see below			see below	\$	86,000	\$	14,362	\$0	[Add notes here as needed]
5th Grade Teachers	see below			see below	\$	86,000	\$	14,362	\$0	[Add notes here as needed]
6th Grade Teachers	see below			see below	\$	86,000	\$	14,362	\$0	[Add notes here as needed]
7th Grade Teachers	see below			see below	\$	86,000	\$	14,362	\$0	[Add notes here as needed]
8th Grade Teachers	see below			see below	\$	86,000	\$	14,362	\$0	[Add notes here as needed]
Loopers	see below			see below	\$	86,000	\$	14,362	\$0	[Add notes here as needed]
Subtotal: All Grades 1-8 Teachers	0.00	0.00	0.00	Yes						
Allied Arts										
Art	6.00		6.00	Yes	\$	86,000	\$	14,362	\$602,172	[Add notes here as needed]
Music	2.00		2.00	Yes	\$	86,000	\$	14,362	\$200,724	[Add notes here as needed]
Physical Education	10.00		10.00	Yes	\$	86,000	\$	14,362	\$1,003,620	[Add notes here as needed]
Technology Ed				Yes	\$	86,000	\$	14,362	\$0	[Add notes here as needed]
Drama	1.00		1.00	Yes	\$	86,000	\$	14,362	\$100,362	[Add notes here as needed]
ITS				Yes	\$	86,000	\$	14,362	\$0	[Add notes here as needed]
Content Literacy				Yes	\$	86,000	\$	14,362	\$0	[Add notes here as needed]
Health	7.00		7.00	Yes	\$	86,000	\$	14,362	\$702,534	[Add notes here as needed]
Dance	3.00		3.00	Yes	\$	86,000	\$	14,362	\$301,086	[Add notes here as needed]
Library/Media Specialist	1.00		1.00	Yes	\$	88,355	\$	14,755	\$103,111	[Add notes here as needed]
Other	2.00		2.00	Yes	\$	86,000	\$	14,362	\$200,724	What are these two positions?
Subject Teachers (High school only)										
Math Teachers	29.00	see below	29.00	see below	\$	86,000	\$	14,362	\$2,910,498	[Add notes here as needed]
Science Teachers	28.00	see below	28.00	see below	\$	86,000	\$	14,362	\$2,810,136	[Add notes here as needed]
Social Studies Teachers	26.00	see below	26.00	see below	\$	86,000	\$	14,362	\$2,609,412	[Add notes here as needed]
English	30.00	see below	30.00	see below	\$	86,000	\$	14,362	\$3,010,860	[Add notes here as needed]
Foreign Language	17.00	see below	17.00	see below	\$	86,000	\$	14,362	\$1,706,154	[Add notes here as needed]
All HS Subject Teachers	130.00	139.0	Please budget additional staff							[Add notes here as needed]
In House Suspension	1.00		1.00	Yes	\$	86,000	\$	14,362	\$100,362	[Add notes here as needed]
Consumer Science	3.00		3.00	Yes	\$	86,000	\$	14,362	\$301,086	[Add notes here as needed]
Business	5.00		5.00	Yes	\$	86,000	\$	14,362	\$501,810	[Add notes here as needed]
Video Production	0.00		0.00	Yes	\$	86,000	\$	14,362	\$0	[Add notes here as needed]
ROTC	3.00	3.00	3.00	Yes	\$	86,000	\$	14,362	\$301,086	[Add notes here as needed]
All General Education Teachers	174.00	142.00	174.00						\$17,465,737	
Special Education Teachers										
Adjustment Teachers	6.00	see below	6.00		\$	86,000	\$	14,362	\$602,172	[Add notes here as needed]
LEAP Teachers	8.00	see below	8.00		\$	86,000	\$	14,362	\$802,896	[Add notes here as needed]
CSA Teachers	3.00	see below	3.00		\$	86,000	\$	14,362	\$301,086	[Add notes here as needed]

Lowell High School		SY23-24 Staff	Required minimum	SY24-25 Budgeted Staff	Check: Sufficient Staff?	Average Salary	Average Benefits	Amount	Notes
<b>School Year 24-25 Budget</b>				Budget in light yellow cells		Budget in light yellow cells		\$34,949,975	Total Allocation - All Sources
<i>Positions in navy blue have been HS-only in the past</i>				Gray cells are budgeted for you				\$16,057	Amount remaining to budget
Other Special Ed Teachers	19.00	see below	19.00			\$ 86,000	\$ 14,362	\$1,906,878	[Add notes here as needed]
<b>All Special Education Teachers</b>	<b>36.00</b>	<b>31.0</b>	<b>36.00</b>						
<b>English Language Learners Teachers</b>									
ELL Teachers	21.00	17.0	21.00	Yes		\$ 86,000	\$ 14,362	\$2,107,602	[Add notes here as needed]
<b>All Teachers</b>	<b>231.00</b>	<b>190.00</b>	<b>231.00</b>					<b>\$23,186,371</b>	
<b>Paraprofessionals:</b>									
<b>GenEd Paras</b>									
Preschool Para				Yes		\$ 32,745	\$ 5,468	\$0	[Add notes here as needed]
Kindergarten Para				Yes		\$ 32,745	\$ 5,468	\$0	[Add notes here as needed]
Mainstream Paras	3.00			Yes		\$ 32,745	\$ 5,468	\$0	[Add notes here as needed]
<b>All General Education Paras</b>	<b>3.00</b>	<b>0.0</b>	<b>0.00</b>					<b>\$0</b>	
<b>Special Education Paras</b>									
Special Education Classroom Paras	24.00	24.0	24.00			\$ 33,493	\$ 5,593	\$938,080	[Add notes here as needed]
504 /1to1	2.00	2.00	2.00	Funded based on need					[Add notes here as needed]
<b>English Language Learners Paras</b>									
ELL Para	1.00	1.0	0.00	Please budget additional staff		\$ 33,493	\$ 5,593	\$0	[Add notes here as needed]
<b>All Paraprofessionals</b>	<b>30.00</b>	<b>27.00</b>	<b>26.00</b>					<b>\$938,080</b>	
<b>Student Support:</b>									
Guidance Counselor	15.00	14.00	15.00	Yes		\$ 99,727	\$ 16,654	\$1,745,726	[Add notes here as needed]
Social Worker	7.00		7.00	Yes		\$ 99,164	\$ 16,560	\$810,068	[Add notes here as needed]
Mental Health Support Staff	n/a			Yes		\$ 99,164	\$ 16,560	\$0	[Add notes here as needed]
Behavior Support Staff	n/a			Yes		\$ 86,000	\$ 14,362	\$0	[Add notes here as needed]
Building Substitute Staff	n/a			Yes		\$ 42,500	\$ 7,098	\$0	[Add notes here as needed]
ELL Tutor (Title III)	2.00		0.00	Yes		\$ 30,240		\$0	[Add notes here as needed]
Tutors (including SEL): 18 hrs/week				Yes		\$ 30,240		\$0	[Add notes here as needed]
Tutors: 15 hrs/week (Title I)	8.00		0.00	Yes		\$ 25,200		\$0	[Add notes here as needed]
Parent Liaisons: Stipended (Title I)	2.00		0.00	Yes		\$ 4,000		\$0	[Add notes here as needed]
Parent Liaisons: 18 hrs/week (Title I)				Yes		\$ 15,120		\$0	[Add notes here as needed]
Parent Liaison, full time	4.00		4.00	Yes		\$ 37,000	\$ 6,179	\$172,716	[Add notes here as needed]
<b>Subtotal</b>	<b>38.00</b>	<b>14.00</b>	<b>26.00</b>					<b>\$2,728,510</b>	
<b>Facilities</b>									
Security Guards	12.00		12.00	Yes		\$ 49,877	\$ 8,329	\$698,472	[Add notes here as needed]
Custodians	17.00	17.00	17.00	Yes		\$ 54,592	\$ 9,117	\$1,083,049	[Add notes here as needed]
<b>Subtotal</b>	<b>29.00</b>	<b>17.00</b>	<b>29.00</b>					<b>\$1,781,521</b>	
<b>High School-Specific Positions</b>									
Associate Head of School	1.00		1.00	Yes		\$ 139,321	\$ 23,267	\$162,588	\$ 145,000.00
Coordinator of Student Support Services	1.00		1.00	Yes		\$ 133,188	\$ 22,242	\$155,430	[Add notes here as needed]
Discipline & Operations Specialist	1.00		1.00	Yes		\$ 145,000	\$ 24,444	\$169,444	[Add notes here as needed]
Academic Chairs	9.00		9.00	Yes		\$ 127,667	\$ 21,320	\$1,340,887	[Add notes here as needed]
Director of the Freshman Academy	1.00		1.00	Yes		\$ 105,000	\$ 17,535	\$122,535	[Add notes here as needed]
Student Services Specialist - Freshman Academy	7.00		7.00	Yes		\$ 100,344	\$ 16,757	\$819,710	[Add notes here as needed]
Bursar/Financial Specialist	1.00		1.00	Yes		\$ 54,307	\$ 9,069	\$63,376	[Add notes here as needed]
Clerk Schedulers	5.00		5.00	Yes		\$ 47,812	\$ 7,985	\$278,984	[Add notes here as needed]
Administrator of Athletics	1.00		1.00	Yes		\$ 132,791	\$ 22,176	\$154,968	[Add notes here as needed]
Student Activity Advisor				Yes		\$ 86,220	\$ 14,399	\$0	[Add notes here as needed]
<b>Subtotal</b>	<b>26.00</b>	<b>0.00</b>	<b>27.00</b>					<b>\$3,267,922</b>	
<b>Other Positions</b>									
Other (describe in column H)				Yes		See Amanda Dupont to estimate salary + benefits		\$0	[Add notes here as needed]
Other (describe in column H)	1.00		0.00	Yes		\$ 100,000		\$0	[Add notes here as needed]
<b>Subtotal</b>	<b>1.00</b>							<b>\$0</b>	
<b>Total Staffing</b>									
<b>All Staff</b>	<b>375.00</b>		<b>359.00</b>					<b>\$33,805,832</b>	

Lowell High School		SY23-24 Staff Required minimum	SY24-25 Budgeted Staff	Check: Sufficient Staff?	Average Salary	Average Benefits	Amount	Notes
School Year 24-25 Budget			Budget in light yellow cells		Budget in light yellow cells		\$34,949,975	Total Allocation - All Sources
Positions in navy blue have been HS-only in the past			Gray cells are budgeted for you				\$16,057	Amount remaining to budget
Stipends								
STEM Lead Stipends		Provided outside of SB	Grant provided		\$ 3,600		\$0	[Add notes here as needed]
ELL Lead Stipends		Provided outside of SB	Grant provided		\$ 3,600		\$0	[Add notes here as needed]
Website Content Manager Stipends				Yes	\$ 2,500		\$0	[Add notes here as needed]
Other Lead Stipend (describe in column H);	1.00		0.00	Yes	\$ 3,600.00		\$0	[Add notes here as needed]
Other Lead Stipend (describe in column H);	1.00		0.00	Yes	\$ 3,600.00		\$0	[Add notes here as needed]
Other Lead Stipend (describe in column H);	1.00		0.00	Yes	\$ 3,600.00		\$0	[Add notes here as needed]
<b>Total Stipends</b>	<b>\$ 10,800</b>		<b>0.00</b>				<b>\$0</b>	
Non-Personnel								
99010718-544400 SA: Instructional Supplies	\$ 245,285		\$ 245,285	Yes			\$245,285	[Add notes here as needed]
SA: General Supplies	\$ -			Yes				[Add notes here as needed]
SA: Contracted Services	\$ -			Yes				[Add notes here as needed]
SA: Professional Development	\$ 51,101		\$ 51,101	Yes			\$51,101	[Add notes here as needed]
SA: Technology	\$ -			Yes				[Add notes here as needed]
Athletics: Coaches	\$ -			Yes				[Add notes here as needed]
Athletics: Contracted Services	\$ 140,675		\$ 140,675	Yes			\$140,675	[Add notes here as needed]
Athletics: Transportation	\$ 128,100		\$ 128,100	Yes			\$128,100	[Add notes here as needed]
Athletics: Supplies & Uniforms	\$ 140,700		\$ 140,700	Yes			\$140,700	[Add notes here as needed]
Athletics: Rental Fees	\$ 50,925		\$ 50,925	Yes			\$50,925	[Add notes here as needed]
Student Activity Stipends	\$ 149,300		\$ 149,300	Yes			\$149,300	[Add notes here as needed]
Student Activity Supplies	\$ 34,000		\$ 34,000	Yes			\$34,000	[Add notes here as needed]
Dual Enrollment	\$ -	Provided outside of SBB	\$ -	Provided outside of SBB			\$0	[Add notes here as needed]
SCORE Peer Mediation	\$ -	Provided outside of SBB	\$ -	Provided outside of SBB			\$0	[Add notes here as needed]
Band camp	\$ -	Provided outside of SBB	\$ -	Provided outside of SBB			\$0	[Add notes here as needed]
Choral Supplies	\$ -	Provided outside of SBB	\$ -	Provided outside of SBB			\$0	[Add notes here as needed]
Jr. Air Force ROTC Supplies & Equip.	\$ 10,000		\$ 10,000	Yes			\$10,000	[Add notes here as needed]
Other (describe in column H)			\$ 125,000				\$125,000	Testing Coordinator
Other (describe in column H)			\$ 25,000				\$25,000	Lead Security
Other (describe in column H)			\$ 20,000				\$20,000	ata Managment (former Scheduler
Other (describe in column H)			\$ 8,000				\$8,000	increase salary AHOS
Other (describe in column H)								
Other (describe in column H)								
<b>Total Non-Personnel</b>	<b>\$ 950,086</b>		<b>\$ 1,128,086</b>				<b>\$1,128,086</b>	
Total Budget								
							<b>\$34,933,918</b>	



Lincoln	SY23-24 Staff	Required minimum	SY24-25 Budgeted Staff	Check: Sufficient Staff?	Average Salary	Average Benefits	Amount	Notes
<b>School Year 24-25 Budget</b>			Budget in light yellow cells		Budget in light yellow cells		\$6,090,708	Total Allocation - All Sources
<i>Positions in navy blue have been HS-only in the past</i>			Gray cells are budgeted for you				(\$0)	Amount remaining to budget
<b>2100 Principal's Office:</b>								
Principal/Coordinator	1.00	1.00	1.00	Yes	\$	128,740	\$	21,500
Headmaster	0.00	0.00		Yes	\$	146,371	\$	24,444
Assistant Principal	1.00	1.00	1.00	Yes	\$	125,952	\$	21,034
House Deans	0.00			Yes	\$	133,155	\$	22,237
Administrative Assistant	1.00	1.00	1.00	Yes	\$	49,553	\$	8,275
<b>Subtotal</b>	<b>3.00</b>	<b>3.00</b>	<b>3.00</b>					<b>\$355,054</b>
<b>Coaches:</b>								
Math Resource Teacher	1.00		1.00	Yes	\$	95,760	\$	15,992
Literacy Specialist	1.00	0.00	1.00	Yes	\$	102,000	\$	17,034
Instructional Specialist	0.00	0.00		Yes	\$	102,000	\$	17,034
Additional professional development coaches				Yes	\$	101,486	\$	16,948
<b>Subtotal</b>	<b>2.00</b>	<b>0.00</b>	<b>2.00</b>					<b>\$230,785</b>
<b>Teachers:</b>								
<b>Classroom Teachers</b>								
PreSchool Teachers	2.00	2.00	2.00	Yes	\$	86,000	\$	14,362
Kindergarten Teachers	4.00	4.00	4.00	Yes	\$	86,000	\$	14,362
1st Grade Teachers	4.00	see below	4.00	see below	\$	86,000	\$	14,362
2nd Grade Teachers	4.00	see below	4.00	see below	\$	86,000	\$	14,362
3rd Grade Teachers	4.00	see below	4.00	see below	\$	86,000	\$	14,362
4th Grade Teachers	4.00	see below	4.00	see below	\$	86,000	\$	14,362
5th Grade Teachers	0.00	see below		see below	\$	86,000	\$	14,362
6th Grade Teachers	0.00	see below		see below	\$	86,000	\$	14,362
7th Grade Teachers	0.00	see below		see below	\$	86,000	\$	14,362
8th Grade Teachers	0.00	see below		see below	\$	86,000	\$	14,362
Loopers	3.00	see below		see below	\$	86,000	\$	14,362
<b>Subtotal: All Grades 1-8 Teachers</b>	<b>19.00</b>	<b>14.00</b>	<b>18.00</b>	<b>Yes</b>				
<b>Allied Arts</b>								
Art	1.00		1.00	Yes	\$	86,000	\$	14,362
Music	1.00		1.00	Yes	\$	86,000	\$	14,362
Physical Education	1.00	0.00	1.00	Yes	\$	86,000	\$	14,362
Technology Ed	1.00		1.00	Yes	\$	86,000	\$	14,362
Drama	0.00			Yes	\$	86,000	\$	14,362
ITS	0.00			Yes	\$	86,000	\$	14,362
Content Literacy	0.00			Yes	\$	86,000	\$	14,362
Health	0.00			Yes	\$	86,000	\$	14,362
Dance	0.00			Yes	\$	86,000	\$	14,362
Library/Media Specialist	0.00			Yes	\$	88,355	\$	14,755
Other	0.00		1.00	Yes	\$	86,000	\$	14,362
<b>Subject Teachers (High school only)</b>								
Math Teachers	0.00	see below		see below	\$	86,000	\$	14,362
Science Teachers	0.00	see below		see below	\$	86,000	\$	14,362
Social Studies Teachers	0.00	see below		see below	\$	86,000	\$	14,362
English	0.00	see below		see below	\$	86,000	\$	14,362
Foreign Language	0.00	see below		see below	\$	86,000	\$	14,362
<b>All HS Subject Teachers</b>	<b>0.00</b>	<b>0.0</b>		<b>Yes</b>				
In House Suspension	0.00			Yes	\$	86,000	\$	14,362
Consumer Science	0.00			Yes	\$	86,000	\$	14,362
Business	0.00			Yes	\$	86,000	\$	14,362
Video Production	0.00			Yes	\$	86,000	\$	14,362
ROTC	0.00			Yes	\$	86,000	\$	14,362
<b>All General Education Teachers</b>	<b>29.00</b>	<b>20.00</b>	<b>29.00</b>					<b>\$2,910,498</b>
<b>Special Education Teachers</b>								
Adjustment Teachers	2.00	see below	2.00		\$	86,000	\$	14,362
LEAP Teachers	0.00	see below			\$	86,000	\$	14,362
CSA Teachers	1.00	see below	1.00		\$	86,000	\$	14,362
Other Special Ed Teachers	4.00	see below	5.00		\$	86,000	\$	14,362
<b>All Special Education Teachers</b>	<b>7.00</b>	<b>7.0</b>	<b>8.00</b>					

Lincoln	SY23-24 Staff	Required minimum	SY24-25 Budgeted Staff	Check: Sufficient Staff?	Average Salary	Average Benefits	Amount	Notes
<b>School Year 24-25 Budget</b>			Budget in light yellow cells		Budget in light yellow cells		\$6,090,708	Total Allocation - All Sources
<i>Positions in navy blue have been HS-only in the past</i>			Gray cells are budgeted for you				(\$0)	Amount remaining to budget
<b>English Language Learners Teachers</b>								
ELL Teachers	4.00	4.0	4.00	Yes	\$ 86,000	\$ 14,362	\$401,448	[Add notes here as needed]
<b>All Teachers</b>	<b>40.00</b>	<b>31.00</b>	<b>41.00</b>				<b>\$4,114,842</b>	
<b>Paraprofessionals:</b>								
<b>GenEd Paras</b>								
Preschool Para	2.00	2.00	2.00	Yes	\$ 32,745	\$ 5,468	\$76,427	[Add notes here as needed]
Kindergarten Para	4.00	0.00	4.00	Yes	\$ 32,745	\$ 5,468	\$152,854	[Add notes here as needed]
Mainstream Paras	8.00		8.00	Yes	\$ 32,745	\$ 5,468	\$305,705	[Add notes here as needed]
<b>All General Education Paras</b>	<b>14.00</b>	<b>0.0</b>	<b>14.00</b>				<b>\$534,986</b>	
<b>Special Education Paras</b>								
Special Education Classroom Paras	6.00	6.0	6.00		\$ 33,493	\$ 5,593	\$234,520	[Add notes here as needed]
504 /1to1	2.00		1.00	Funded based on need				[Add notes here as needed]
<b>English Language Learners Paras</b>								
ELL Para	0.00	0.0		Yes	\$ 33,493	\$ 5,593	\$0	[Add notes here as needed]
<b>All Paraprofessionals</b>	<b>22.00</b>	<b>6.00</b>	<b>21.00</b>				<b>\$769,506</b>	
<b>Student Support:</b>								
Guidance Counselor	0.00			Yes	\$ 99,727	\$ 16,654	\$0	[Add notes here as needed]
Social Worker	1.00		1.00	Yes	\$ 99,164	\$ 16,560	\$115,724	[Add notes here as needed]
Mental Health Support Staff	n/a			Yes	\$ 99,164	\$ 16,560	\$0	[Add notes here as needed]
Behavior Support Staff	n/a			Yes	\$ 86,000	\$ 14,362	\$0	[Add notes here as needed]
Building Substitute Staff	0.00			Yes	\$ 42,500	\$ 7,098	\$0	[Add notes here as needed]
ELL Tutor (Title III)	1.00		1.00	Yes	\$ 30,240		\$30,240	[Add notes here as needed]
Tutors (including SEL): 18 hrs/week	1.00		1.00	Yes	\$ 30,240		\$30,240	[Add notes here as needed]
Tutors: 15 hrs/week (Title I)	8.00		4.00	Yes	\$ 25,200		\$100,800	[Add notes here as needed]
Parent Liaisons: Stipended (Title I)	0.00			Yes	\$ 4,000		\$0	[Add notes here as needed]
Parent Liaisons: 18 hrs/week (Title I)	2.00			Yes	\$ 15,120		\$0	[Add notes here as needed]
Parent Liaison, full time	1.00		1.00	Yes	\$ 37,000	\$ 6,179	\$43,179	[Add notes here as needed]
<b>Subtotal</b>	<b>14.00</b>	<b>0.00</b>	<b>8.00</b>				<b>\$320,183</b>	
<b>Facilities</b>								
Security Guards	0.00			Yes	\$ 49,877	\$ 8,329	\$0	[Add notes here as needed]
Custodians	3.00	3.00	3.00	Yes	\$ 54,592	\$ 9,117	\$191,126	[Add notes here as needed]
<b>Subtotal</b>	<b>3.00</b>	<b>3.00</b>	<b>3.00</b>				<b>\$191,126</b>	
<b>High School-Specific Positions</b>								
Associate Head of School	0.00			Yes	\$ 139,321	\$ 23,267	\$0	[Add notes here as needed]
Coordinator of Student Support Services	0.00			Yes	\$ 133,188	\$ 22,242	\$0	[Add notes here as needed]
Discipline & Operations Specialist	0.00			Yes	\$ 109,123	\$ 18,224	\$0	[Add notes here as needed]
Academic Chairs	0.00			Yes	\$ 127,667	\$ 21,320	\$0	[Add notes here as needed]
Director of the Freshman Academy	0.00			Yes	\$ 105,000	\$ 17,535	\$0	[Add notes here as needed]
Student Services Specialist - Freshman Academy	0.00			Yes	\$ 100,344	\$ 16,757	\$0	[Add notes here as needed]
Bursar/Financial Specialist	0.00			Yes	\$ 54,307	\$ 9,069	\$0	[Add notes here as needed]
Clerk Schedulers	0.00			Yes	\$ 47,812	\$ 7,985	\$0	[Add notes here as needed]
Administrator of Athletics	0.00			Yes	\$ 132,791	\$ 22,176	\$0	[Add notes here as needed]
Student Activity Advisor	0.00			Yes	\$ 86,220	\$ 14,399	\$0	[Add notes here as needed]
<b>Subtotal</b>	<b>0.00</b>	<b>0.00</b>	<b>0.00</b>				<b>\$0</b>	
<b>Other Positions</b>								
Other (describe in column H)	4.00			Yes	See Amanda Dupont to estimate salary + benefits		\$0	[Add notes here as needed]
Other (describe in column H)	0.00			Yes	See Amanda Dupont to estimate salary + benefits		\$0	[Add notes here as needed]
<b>Subtotal</b>	<b>4.00</b>		<b>0.00</b>				<b>\$0</b>	
<b>Total Staffing</b>								
<b>All Staff</b>	<b>88.00</b>		<b>78.00</b>				<b>\$5,981,496</b>	
<b>Stipends</b>								
STEM Lead Stipends		Provided outside of SBB	Grant provided		\$ 3,600		\$0	[Add notes here as needed]
ELL Lead Stipends		Provided outside of SBB	Grant provided		\$ 3,600		\$0	[Add notes here as needed]

Lincoln	SY23-24 Staff	Required minimum	SY24-25 Budgeted Staff	Check: Sufficient Staff?	Average Salary	Average Benefits	Amount	Notes
<b>School Year 24-25 Budget</b>			Budget in light yellow cells		Budget in light yellow cells		\$6,090,708	Total Allocation - All Sources
<i>Positions in navy blue have been HS-only in the past</i>			Gray cells are budgeted for you				(\$0)	Amount remaining to budget
Website Content Manager Stipends	1.00		1.00	Yes	\$ 2,500		\$2,500	[Add notes here as needed]
Other Lead Stipend (describe in column H);				Yes			\$0	[Add notes here as needed]
Other Lead Stipend (describe in column H);				Yes			\$0	[Add notes here as needed]
Other Lead Stipend (describe in column H);				Yes			\$0	[Add notes here as needed]
<b>Total Stipends</b>	<b>\$ 2,500</b>		<b>1.00</b>				<b>\$2,500</b>	
<b>Non-Personnel</b>								
SA: Instructional Supplies	\$ 50,000			Yes				[Add notes here as needed]
SA: General Supplies	\$ 60,000		\$ 59,212	Yes			\$59,212	[Add notes here as needed]
SA: Contracted Services	\$ 50,000		\$ 10,000	Yes			\$10,000	[Add notes here as needed]
SA: Professional Development	\$ 52,763		\$ 30,000	Yes			\$30,000	[Add notes here as needed]
SA: Technology	\$ 50,000		\$ 7,500	Yes			\$7,500	[Add notes here as needed]
Athletics: Coaches	\$ -			Yes				[Add notes here as needed]
Athletics: Contracted Services	\$ -			Yes				[Add notes here as needed]
Athletics: Transportation	\$ -			Yes				[Add notes here as needed]
Athletics: Supplies & Uniforms	\$ -			Yes				[Add notes here as needed]
Athletics: Rental Fees	\$ -			Yes				[Add notes here as needed]
Student Activity Stipends	\$ -			Yes				[Add notes here as needed]
Student Activity Supplies	\$ -			Yes				[Add notes here as needed]
Dual Enrollment	\$ - Provided outside of SBB		\$ -	Provided outside of SBB			\$0	[Add notes here as needed]
SCORE Peer Mediation	\$ - Provided outside of SBB		\$ -	Provided outside of SBB			\$0	[Add notes here as needed]
Band camp	\$ - Provided outside of SBB		\$ -	Provided outside of SBB			\$0	[Add notes here as needed]
Choral Supplies	\$ - Provided outside of SBB		\$ -	Provided outside of SBB			\$0	[Add notes here as needed]
Jr. Air Force ROTC Supplies & Equip.	\$ -			Yes				[Add notes here as needed]
Other (describe in column H)								[Add notes here as needed]
Other (describe in column H)								[Add notes here as needed]
Other (describe in column H)								[Add notes here as needed]
<b>Total Non-Personnel</b>	<b>\$ 262,763</b>		<b>\$ 106,712</b>				<b>\$106,712</b>	
<b>Total Budget</b>								
							<b>\$6,090,708</b>	

McAuliffe	SY23-24 Staff		Required minimum	SY24-25 Budgeted Staff	Check: Sufficient Staff?	Average Salary		Average Benefits	Amount	Notes	
School Year 24-25 Budget				Budget in light yellow cells		Budget in light yellow cells			\$5,886,721	Total Allocation - All Sources	
Positions in navy blue have been HS-only in the past				Gray cells are budgeted for you					\$0	Amount remaining to budget	
2100 Principal's Office:											
Principal/Coordinator	1.00	1.00	1.00		Yes	\$	128,740	\$	21,500	\$150,240	[Add notes here as needed]
Headmaster					Yes	\$	146,371	\$	24,444	\$0	[Add notes here as needed]
Assistant Principal	1.00	1.00	1.00		Yes	\$	125,952	\$	21,034	\$146,986	[Add notes here as needed]
House Deans					Yes	\$	133,155	\$	22,237	\$0	[Add notes here as needed]
Administrative Assistant	1.00	1.00	1.00		Yes	\$	49,553	\$	8,275	\$57,828	[Add notes here as needed]
Subtotal	3.00	3.00	3.00							\$355,054	
Coaches:											
Math Resource Teacher	1.00		1.00		Yes	\$	95,760	\$	15,992	\$111,751	[Add notes here as needed]
Literacy Specialist	1.00		1.00		Yes	\$	102,000	\$	17,034	\$119,034	[Add notes here as needed]
Instructional Specialist					Yes	\$	102,000	\$	17,034	\$0	[Add notes here as needed]
Additional professional development coaches					Yes	\$	101,486	\$	16,948	\$0	[Add notes here as needed]
Subtotal	2.00	0.00	2.00							\$230,785	
Teachers:											
Classroom Teachers											
PreSchool Teachers	2.00	2.00	2.00		Yes	\$	86,000	\$	14,362	\$200,724	[Add notes here as needed]
Kindergarten Teachers	4.00	4.00	4.00		Yes	\$	86,000	\$	14,362	\$401,448	[Add notes here as needed]
1st Grade Teachers	4.00	see below	4.00		see below	\$	86,000	\$	14,362	\$401,448	[Add notes here as needed]
2nd Grade Teachers	4.00	see below	4.00		see below	\$	86,000	\$	14,362	\$401,448	[Add notes here as needed]
3rd Grade Teachers	4.00	see below	4.00		see below	\$	86,000	\$	14,362	\$401,448	[Add notes here as needed]
4th Grade Teachers	4.00	see below	4.00		see below	\$	86,000	\$	14,362	\$401,448	[Add notes here as needed]
5th Grade Teachers		see below			see below	\$	86,000	\$	14,362	\$0	[Add notes here as needed]
6th Grade Teachers		see below			see below	\$	86,000	\$	14,362	\$0	[Add notes here as needed]
7th Grade Teachers		see below			see below	\$	86,000	\$	14,362	\$0	[Add notes here as needed]
8th Grade Teachers		see below			see below	\$	86,000	\$	14,362	\$0	[Add notes here as needed]
Loopers	1.00	see below	1.00		see below	\$	86,000	\$	14,362	\$100,362	[Add notes here as needed]
Subtotal: All Grades 1-8 Teachers	17.00	14.00	17.00		Yes						
Allied Arts											
Art	1.00		1.00		Yes	\$	86,000	\$	14,362	\$100,362	[Add notes here as needed]
Music	1.00		1.00		Yes	\$	86,000	\$	14,362	\$100,362	[Add notes here as needed]
Physical Education	1.00		1.00		Yes	\$	86,000	\$	14,362	\$100,362	[Add notes here as needed]
Technology Ed					Yes	\$	86,000	\$	14,362	\$0	[Add notes here as needed]
Drama					Yes	\$	86,000	\$	14,362	\$0	[Add notes here as needed]
ITS					Yes	\$	86,000	\$	14,362	\$0	[Add notes here as needed]
Content Literacy	1.00		1.00		Yes	\$	86,000	\$	14,362	\$100,362	[Add notes here as needed]
Health					Yes	\$	86,000	\$	14,362	\$0	[Add notes here as needed]
Dance					Yes	\$	86,000	\$	14,362	\$0	[Add notes here as needed]
Library/Media Specialist					Yes	\$	88,355	\$	14,755	\$0	[Add notes here as needed]
Other					Yes	\$	86,000	\$	14,362	\$0	[Add notes here as needed]
Subject Teachers (High school only)											
Math Teachers	see below				see below	\$	86,000	\$	14,362	\$0	[Add notes here as needed]
Science Teachers	see below				see below	\$	86,000	\$	14,362	\$0	[Add notes here as needed]
Social Studies Teachers	see below				see below	\$	86,000	\$	14,362	\$0	[Add notes here as needed]
English	see below				see below	\$	86,000	\$	14,362	\$0	[Add notes here as needed]
Foreign Language	see below				see below	\$	86,000	\$	14,362	\$0	[Add notes here as needed]
All HS Subject Teachers	0.00	0.0			Yes						[Add notes here as needed]
In House Suspension					Yes	\$	86,000	\$	14,362	\$0	[Add notes here as needed]
Consumer Science					Yes	\$	86,000	\$	14,362	\$0	[Add notes here as needed]
Business					Yes	\$	86,000	\$	14,362	\$0	[Add notes here as needed]
Video Production					Yes	\$	86,000	\$	14,362	\$0	[Add notes here as needed]
ROTC					Yes	\$	86,000	\$	14,362	\$0	[Add notes here as needed]
All General Education Teachers	27.00	20.00	27.00							\$2,709,774	
Special Education Teachers											
Adjustment Teachers	see below					\$	86,000	\$	14,362	\$0	[Add notes here as needed]
LEAP Teachers	see below					\$	86,000	\$	14,362	\$0	[Add notes here as needed]
CSA Teachers	see below					\$	86,000	\$	14,362	\$0	[Add notes here as needed]
Other Special Ed Teachers	7.00	see below	7.00			\$	86,000	\$	14,362	\$702,534	[Add notes here as needed]
All Special Education Teachers	7.00	6.0	7.00								

McAuliffe	SY23-24 Staff	Required minimum	SY24-25 Budgeted Staff	Check: Sufficient Staff?	Average Salary	Average Benefits	Amount	Notes
<b>School Year 24-25 Budget</b>			Budget in light yellow cells		Budget in light yellow cells		\$5,886,721	Total Allocation - All Sources
<i>Positions in navy blue have been HS-only in the past</i>			Gray cells are budgeted for you				\$0	Amount remaining to budget
<b>English Language Learners Teachers</b>								
ELL Teachers	4.00	3.0	4.00	Yes	\$ 86,000	\$ 14,362	\$401,448	[Add notes here as needed]
<b>All Teachers</b>	<b>38.00</b>	<b>29.00</b>	<b>38.00</b>				<b>\$3,813,756</b>	
<b>Paraprofessionals:</b>								
<b>GenEd Paras</b>								
Preschool Para	2.00	2.00	2.00	Yes	\$ 32,745	\$ 5,468	\$76,427	[Add notes here as needed]
Kindergarten Para	4.00	3.00	4.00	Yes	\$ 32,745	\$ 5,468	\$152,854	[Add notes here as needed]
Mainstream Paras	10.00	6.00	9.00	Yes	\$ 32,745	\$ 5,468	\$343,918	[Add notes here as needed]
<b>All General Education Paras</b>	<b>16.00</b>	<b>0.0</b>	<b>15.00</b>				<b>\$573,199</b>	
<b>Special Education Paras</b>								
Special Education Classroom Paras	1.00	10.0	1.00	Contact Billie Jo Turner and Special Education Department	\$ 33,493	\$ 5,593	\$39,087	[Add notes here as needed]
504 /1to1	2.00	3.00	2.00	Funded based on need				[Add notes here as needed]
<b>English Language Learners Paras</b>								
ELL Para	2.00	1.0	2.00	Yes	\$ 33,493	\$ 5,593	\$78,173	[Add notes here as needed]
<b>All Paraprofessionals</b>	<b>21.00</b>	<b>14.00</b>	<b>20.00</b>				<b>\$690,459</b>	
<b>Student Support:</b>								
Guidance Counselor				Yes	\$ 99,727	\$ 16,654	\$0	[Add notes here as needed]
Social Worker	2.00		2.00	Yes	\$ 99,164	\$ 16,560	\$231,448	[Add notes here as needed]
Mental Health Support Staff	n/a			Yes	\$ 99,164	\$ 16,560	\$0	[Add notes here as needed]
Behavior Support Staff	n/a			Yes	\$ 86,000	\$ 14,362	\$0	[Add notes here as needed]
Building Substitute Staff	1.00		0.00	Yes	\$ 42,500	\$ 7,098	\$0	[Add notes here as needed]
ELL Tutor (Title III)	1.00		1.00	Yes	\$ 30,240		\$30,240	[Add notes here as needed]
Tutors (including SEL): 18 hrs/week	5.00		3.00	Yes	\$ 30,240		\$90,720	[Add notes here as needed]
Tutors: 15 hrs/week (Title I)	4.00		6.00	Yes	\$ 25,200		\$151,200	[Add notes here as needed]
Parent Liaisons: Stipended (Title I)				Yes	\$ 4,000		\$0	[Add notes here as needed]
Parent Liaisons: 18 hrs/week (Title I)	1.00		1.00	Yes	\$ 15,120		\$15,120	[Add notes here as needed]
Parent Liaison, full time				Yes	\$ 37,000	\$ 6,179	\$0	[Add notes here as needed]
<b>Subtotal</b>	<b>14.00</b>	<b>0.00</b>	<b>13.00</b>				<b>\$518,728</b>	
<b>Facilities</b>								
Security Guards				Yes	\$ 49,877	\$ 8,329	\$0	[Add notes here as needed]
Custodians	3.00	3.00	3.00	Yes	\$ 54,592	\$ 9,117	\$191,126	[Add notes here as needed]
<b>Subtotal</b>	<b>3.00</b>	<b>3.00</b>	<b>3.00</b>				<b>\$191,126</b>	
<b>High School-Specific Positions</b>								
Associate Head of School				Yes	\$ 139,321	\$ 23,267	\$0	[Add notes here as needed]
Coordinator of Student Support Services				Yes	\$ 133,188	\$ 22,242	\$0	[Add notes here as needed]
Discipline & Operations Specialist				Yes	\$ 109,123	\$ 18,224	\$0	[Add notes here as needed]
Academic Chairs				Yes	\$ 127,667	\$ 21,320	\$0	[Add notes here as needed]
Director of the Freshman Academy				Yes	\$ 105,000	\$ 17,535	\$0	[Add notes here as needed]
Student Services Specialist - Freshman Academy				Yes	\$ 100,344	\$ 16,757	\$0	[Add notes here as needed]
Bursar/Financial Specialist				Yes	\$ 54,307	\$ 9,069	\$0	[Add notes here as needed]
Clerk Schedulers				Yes	\$ 47,812	\$ 7,985	\$0	[Add notes here as needed]
Administrator of Athletics				Yes	\$ 132,791	\$ 22,176	\$0	[Add notes here as needed]
Student Activity Advisor				Yes	\$ 86,220	\$ 14,399	\$0	[Add notes here as needed]
<b>Subtotal</b>	<b>0.00</b>	<b>0.00</b>	<b>0.00</b>				<b>\$0</b>	
<b>Other Positions</b>								
Other (describe in column H)				Yes	See Amanda Dupont to estimate salary + benefits		\$0	[Add notes here as needed]
Other (describe in column H)	n/a			Yes	See Amanda Dupont to estimate salary + benefits		\$0	[Add notes here as needed]
<b>Subtotal</b>	<b>0.00</b>		<b>0.00</b>				<b>\$0</b>	
<b>Total Staffing</b>								
<b>All Staff</b>	<b>81.00</b>		<b>79.00</b>				<b>\$5,799,908</b>	
<b>Stipends</b>								
STEM Lead Stipends		Provided outside of SB	Grant provided		\$ 3,600		\$0	[Add notes here as needed]

McAuliffe	SY23-24 Staff	Required minimum	SY24-25 Budgeted Staff	Check: Sufficient Staff?	Average Salary	Average Benefits	Amount	Notes
<b>School Year 24-25 Budget</b>			Budget in light yellow cells		Budget in light yellow cells		\$5,886,721	Total Allocation - All Sources
<i>Positions in navy blue have been HS-only in the past</i>			Gray cells are budgeted for you				\$0	Amount remaining to budget
ELL Lead Stipends		Provided outside of SB	Grant provided		\$ 3,600		\$0	[Add notes here as needed]
Website Content Manager Stipends	1.00		1.00	Yes	\$ 2,500		\$2,500	[Add notes here as needed]
Other Lead Stipend (describe in column H);				Yes			\$0	[Add notes here as needed]
Other Lead Stipend (describe in column H);				Yes			\$0	[Add notes here as needed]
Other Lead Stipend (describe in column H);				Yes			\$0	[Add notes here as needed]
<b>Total Stipends</b>	\$ 2,500		1.00				<b>\$2,500</b>	
<b>Non-Personnel</b>								
SA: Instructional Supplies	\$ 77,407		\$ 44,313	Yes			\$44,313	[Add notes here as needed]
SA: General Supplies	\$ -			Yes				[Add notes here as needed]
SA: Contracted Services	\$ 11,700		\$ 10,000	Yes			\$10,000	[Add notes here as needed]
SA: Professional Development	\$ 25,829		\$ 20,000	Yes			\$20,000	[Add notes here as needed]
SA: Technology	\$ 10,000		\$ 10,000	Yes			\$10,000	[Add notes here as needed]
Athletics: Coaches	\$ -			Yes				[Add notes here as needed]
Athletics: Contracted Services	\$ -			Yes				[Add notes here as needed]
Athletics: Transportation	\$ -			Yes				[Add notes here as needed]
Athletics: Supplies & Uniforms	\$ -			Yes				[Add notes here as needed]
Athletics: Rental Fees	\$ -			Yes				[Add notes here as needed]
Student Activity Stipends	\$ -			Yes				[Add notes here as needed]
Student Activity Supplies	\$ -			Yes				[Add notes here as needed]
Dual Enrollment	\$ -	Provided outside of SBB	\$ -	Provided outside of SBB			\$0	[Add notes here as needed]
SCORE Peer Mediation	\$ -	Provided outside of SBB	\$ -	Provided outside of SBB			\$0	[Add notes here as needed]
Band camp	\$ -	Provided outside of SBB	\$ -	Provided outside of SBB			\$0	[Add notes here as needed]
Choral Supplies	\$ -	Provided outside of SBB	\$ -	Provided outside of SBB			\$0	[Add notes here as needed]
Jr. Air Force ROTC Supplies & Equip.	\$ -			Yes				[Add notes here as needed]
Other (describe in column H)								[Add notes here as needed]
Other (describe in column H)								[Add notes here as needed]
Other (describe in column H)								[Add notes here as needed]
<b>Total Non-Personnel</b>	\$ 124,936		\$ 84,313				<b>\$84,313</b>	
<b>Total Budget</b>								
							<b>\$5,886,721</b>	

McAvinnue		SY23-24 Staff		Required minimum	SY24-25 Budgeted Staff	Check: Sufficient Staff?	Average Salary		Average Benefits	Amount	Notes
School Year 24-25 Budget					Budget in light yellow cells		Budget in light yellow cells			\$5,813,316	Total Allocation - All Sources
Positions in navy blue have been HS-only in the past					Gray cells are budgeted for you					\$0	Amount remaining to budget
2100 Principal's Office:											
Principal/Coordinator	1.00	1.00	1.00		Yes	\$	128,740	\$	21,500	\$150,240	[Add notes here as needed]
Headmaster	0.00				Yes	\$	146,371	\$	24,444	\$0	[Add notes here as needed]
Assistant Principal	1.00	1.00	1.00		Yes	\$	125,952	\$	21,034	\$146,986	[Add notes here as needed]
House Deans	0.00				Yes	\$	133,155	\$	22,237	\$0	[Add notes here as needed]
Administrative Assistant	1.00	1.00	1.00		Yes	\$	49,553	\$	8,275	\$57,828	[Add notes here as needed]
Subtotal	3.00	3.00	3.00							\$355,054	
Coaches:											
Math Resource Teacher	1.00	0.00	1.00		Yes	\$	95,760	\$	15,992	\$111,751	[Add notes here as needed]
Literacy Specialist	1.00	0.00	1.00		Yes	\$	102,000	\$	17,034	\$119,034	[Add notes here as needed]
Instructional Specialist	0.00	0.00			Yes	\$	102,000	\$	17,034	\$0	[Add notes here as needed]
Additional professional development coaches					Yes	\$	101,486	\$	16,948	\$0	[Add notes here as needed]
Subtotal	2.00	0.00	2.00							\$230,785	
Teachers:											
Classroom Teachers											
PreSchool Teachers	1.00	1.00	1.00		Yes	\$	86,000	\$	14,362	\$100,362	[Add notes here as needed]
Kindergarten Teachers	4.00	4.00	4.00		Yes	\$	86,000	\$	14,362	\$401,448	[Add notes here as needed]
1st Grade Teachers	4.00	see below	4.00		see below	\$	86,000	\$	14,362	\$401,448	[Add notes here as needed]
2nd Grade Teachers	4.00	see below	4.00		see below	\$	86,000	\$	14,362	\$401,448	[Add notes here as needed]
3rd Grade Teachers	4.00	see below	4.00		see below	\$	86,000	\$	14,362	\$401,448	[Add notes here as needed]
4th Grade Teachers	4.00	see below	4.00		see below	\$	86,000	\$	14,362	\$401,448	[Add notes here as needed]
5th Grade Teachers		see below			see below	\$	86,000	\$	14,362	\$0	[Add notes here as needed]
6th Grade Teachers		see below			see below	\$	86,000	\$	14,362	\$0	[Add notes here as needed]
7th Grade Teachers		see below			see below	\$	86,000	\$	14,362	\$0	[Add notes here as needed]
8th Grade Teachers		see below			see below	\$	86,000	\$	14,362	\$0	[Add notes here as needed]
Loopers		see below			see below	\$	86,000	\$	14,362	\$0	[Add notes here as needed]
Subtotal: All Grades 1-8 Teachers	16.00	13.00	16.00		Yes						
Allied Arts											
Art	1.00		1.00		Yes	\$	86,000	\$	14,362	\$100,362	[Add notes here as needed]
Music	1.00		1.00		Yes	\$	86,000	\$	14,362	\$100,362	[Add notes here as needed]
Physical Education	1.00	1.00	1.00		Yes	\$	86,000	\$	14,362	\$100,362	[Add notes here as needed]
Technology Ed					Yes	\$	86,000	\$	14,362	\$0	[Add notes here as needed]
Drama					Yes	\$	86,000	\$	14,362	\$0	[Add notes here as needed]
ITS					Yes	\$	86,000	\$	14,362	\$0	[Add notes here as needed]
Content Literacy	1.00		1.00		Yes	\$	86,000	\$	14,362	\$100,362	[Add notes here as needed]
Health					Yes	\$	86,000	\$	14,362	\$0	[Add notes here as needed]
Dance					Yes	\$	86,000	\$	14,362	\$0	[Add notes here as needed]
Library/Media Specialist					Yes	\$	88,355	\$	14,755	\$0	[Add notes here as needed]
Other					Yes	\$	86,000	\$	14,362	\$0	[Add notes here as needed]
Subject Teachers (High school only)											
Math Teachers	see below				see below	\$	86,000	\$	14,362	\$0	[Add notes here as needed]
Science Teachers	see below				see below	\$	86,000	\$	14,362	\$0	[Add notes here as needed]
Social Studies Teachers	see below				see below	\$	86,000	\$	14,362	\$0	[Add notes here as needed]
English	see below				see below	\$	86,000	\$	14,362	\$0	[Add notes here as needed]
Foreign Language	see below				see below	\$	86,000	\$	14,362	\$0	[Add notes here as needed]
All HS Subject Teachers	0.0				Yes						[Add notes here as needed]
In House Suspension					Yes	\$	86,000	\$	14,362	\$0	[Add notes here as needed]
Consumer Science					Yes	\$	86,000	\$	14,362	\$0	[Add notes here as needed]
Business					Yes	\$	86,000	\$	14,362	\$0	[Add notes here as needed]
Video Production					Yes	\$	86,000	\$	14,362	\$0	[Add notes here as needed]
ROTC					Yes	\$	86,000	\$	14,362	\$0	[Add notes here as needed]
All General Education Teachers	25.00	19.00	25.00							\$2,509,050	
Special Education Teachers											
Adjustment Teachers	see below					\$	86,000	\$	14,362	\$0	[Add notes here as needed]
LEAP Teachers	see below					\$	86,000	\$	14,362	\$0	[Add notes here as needed]
CSA Teachers	3.00	see below	3.00			\$	86,000	\$	14,362	\$301,086	[Add notes here as needed]
Other Special Ed Teachers	4.00	see below	4.00			\$	86,000	\$	14,362	\$401,448	[Add notes here as needed]
All Special Education Teachers	7.00	7.0	7.00								

McAvinnue	SY23-24 Staff	Required minimum	SY24-25 Budgeted Staff	Check: Sufficient Staff?	Average Salary	Average Benefits	Amount	Notes
<b>School Year 24-25 Budget</b>			Budget in light yellow cells		Budget in light yellow cells		\$5,813,316	Total Allocation - All Sources
<i>Positions in navy blue have been HS-only in the past</i>			Gray cells are budgeted for you				\$0	Amount remaining to budget
<b>English Language Learners Teachers</b>								
ELL Teachers	4.00	3.0	4.00	Yes	\$ 86,000	\$ 14,362	\$401,448	[Add notes here as needed]
<b>All Teachers</b>	<b>36.00</b>	<b>29.00</b>	<b>36.00</b>				<b>\$3,613,032</b>	
<b>Paraprofessionals:</b>								
<b>GenEd Paras</b>								
Preschool Para	1.00	1.00	1.00	Yes	\$ 32,745	\$ 5,468	\$38,214	[Add notes here as needed]
Kindergarten Para	4.00	3.00	4.00	Yes	\$ 32,745	\$ 5,468	\$152,854	[Add notes here as needed]
Mainstream Paras	5.00	6.00	5.00	Please budget additional staff	\$ 32,745	\$ 5,468	\$191,066	[Add notes here as needed]
<b>All General Education Paras</b>	<b>10.00</b>	<b>10.0</b>	<b>10.00</b>				<b>\$382,133</b>	
<b>Special Education Paras</b>								
Special Education Classroom Paras	10.00	12.0	10.00	Contact Billie Jo Turner and Special Education Department	\$ 33,493	\$ 5,593	\$390,867	[Add notes here as needed]
504 /1to1	0.00			Funded based on need				[Add notes here as needed]
<b>English Language Learners Paras</b>								
ELL Para	2.00	1.0	1.00	Yes	\$ 33,493	\$ 5,593	\$39,087	[Add notes here as needed]
<b>All Paraprofessionals</b>	<b>22.00</b>	<b>23.00</b>	<b>21.00</b>				<b>\$812,087</b>	
<b>Student Support:</b>								
Guidance Counselor		0.00		Yes	\$ 99,727	\$ 16,654	\$0	[Add notes here as needed]
Social Worker	1.00	0.00	1.00	Yes	\$ 99,164	\$ 16,560	\$115,724	[Add notes here as needed]
Mental Health Support Staff	1.00		1.00	Yes	\$ 99,164	\$ 16,560	\$115,724	[Add notes here as needed]
Behavior Support Staff	1.00			Yes	\$ 86,000	\$ 14,362	\$0	[Add notes here as needed]
Building Substitute Staff	1.00			Yes	\$ 42,500	\$ 7,098	\$0	[Add notes here as needed]
ELL Tutor (Title III)	1.00		1.00	Yes	\$ 30,240		\$30,240	[Add notes here as needed]
Tutors (including SEL): 18 hrs/week	2.00		3.00	Yes	\$ 30,240		\$90,720	[Add notes here as needed]
Tutors: 15 hrs/week (Title I)	5.00		5.00	Yes	\$ 25,200		\$126,000	[Add notes here as needed]
Parent Liaisons: Stipended (Title I)				Yes	\$ 4,000		\$0	[Add notes here as needed]
Parent Liaisons: 18 hrs/week (Title I)	1.00		0.00	Yes	\$ 15,120		\$0	[Add notes here as needed]
Parent Liaison, full time			1.00	Yes	\$ 37,000	\$ 6,179	\$43,179	[Add notes here as needed]
<b>Subtotal</b>	<b>13.00</b>	<b>0.00</b>	<b>12.00</b>				<b>\$521,587</b>	
<b>Facilities</b>								
Security Guards				Yes	\$ 49,877	\$ 8,329	\$0	[Add notes here as needed]
Custodians	3.00	3.00	3.00	Yes	\$ 54,592	\$ 9,117	\$191,126	[Add notes here as needed]
<b>Subtotal</b>	<b>3.00</b>	<b>3.00</b>	<b>3.00</b>				<b>\$191,126</b>	
<b>High School-Specific Positions</b>								
Associate Head of School				Yes	\$ 139,321	\$ 23,267	\$0	[Add notes here as needed]
Coordinator of Student Support Services				Yes	\$ 133,188	\$ 22,242	\$0	[Add notes here as needed]
Discipline & Operations Specialist				Yes	\$ 109,123	\$ 18,224	\$0	[Add notes here as needed]
Academic Chairs				Yes	\$ 127,667	\$ 21,320	\$0	[Add notes here as needed]
Director of the Freshman Academy				Yes	\$ 105,000	\$ 17,535	\$0	[Add notes here as needed]
Student Services Specialist - Freshman Academy				Yes	\$ 100,344	\$ 16,757	\$0	[Add notes here as needed]
Bursar/Financial Specialist				Yes	\$ 54,307	\$ 9,069	\$0	[Add notes here as needed]
Clerk Schedulers				Yes	\$ 47,812	\$ 7,985	\$0	[Add notes here as needed]
Administrator of Athletics				Yes	\$ 132,791	\$ 22,176	\$0	[Add notes here as needed]
Student Activity Advisor				Yes	\$ 86,220	\$ 14,399	\$0	[Add notes here as needed]
<b>Subtotal</b>	<b>0.00</b>	<b>0.00</b>	<b>0.00</b>				<b>\$0</b>	
<b>Other Positions</b>								
Other (describe in column H)	n/a			Yes			\$0	[Add notes here as needed]
Other (describe in column H)	n/a			Yes			\$0	[Add notes here as needed]
<b>Subtotal</b>			<b>0.00</b>				<b>\$0</b>	
<b>Total Staffing</b>								
<b>All Staff</b>	<b>79.00</b>		<b>77.00</b>				<b>\$5,723,671</b>	
<b>Stipends</b>								
STEM Lead Stipends		Provided outside of SB	Grant provided		\$ 3,600		\$0	[Add notes here as needed]



McAvinnue	SY23-24 Staff	Required minimum	SY24-25 Budgeted Staff	Check: Sufficient Staff?	Average Salary	Average Benefits	Amount	Notes
<b>School Year 24-25 Budget</b>			Budget in light yellow cells		Budget in light yellow cells		\$5,813,316	Total Allocation - All Sources
<i>Positions in navy blue have been HS-only in the past</i>			Gray cells are budgeted for you				\$0	Amount remaining to budget
ELL Lead Stipends		Provided outside of SB	Grant provided		\$ 3,600		\$0	[Add notes here as needed]
Website Content Manager Stipends				Yes	\$ 2,500		\$0	[Add notes here as needed]
Other Lead Stipend (describe in column H);				Yes			\$0	[Add notes here as needed]
Other Lead Stipend (describe in column H);				Yes			\$0	[Add notes here as needed]
Other Lead Stipend (describe in column H);				Yes			\$0	[Add notes here as needed]
<b>Total Stipends</b>	\$ -		0.00				\$0	
<b>Non-Personnel</b>								
SA: Instructional Supplies				Yes				[Add notes here as needed]
SA: General Supplies	\$ 89,869		\$ 57,941	Yes			\$57,941	[Add notes here as needed]
SA: Contracted Services	\$ 10,000		\$ 5,000	Yes			\$5,000	[Add notes here as needed]
SA: Professional Development	\$ 30,000		\$ 26,704	Yes			\$26,704	[Add notes here as needed]
SA: Technology	\$ -			Yes				[Add notes here as needed]
Athletics: Coaches	\$ -			Yes				[Add notes here as needed]
Athletics: Contracted Services	\$ -			Yes				[Add notes here as needed]
Athletics: Transportation	\$ -			Yes				[Add notes here as needed]
Athletics: Supplies & Uniforms	\$ -			Yes				[Add notes here as needed]
Athletics: Rental Fees	\$ -			Yes				[Add notes here as needed]
Student Activity Stipends	\$ -			Yes				[Add notes here as needed]
Student Activity Supplies	\$ -			Yes				[Add notes here as needed]
Dual Enrollment	\$ -	Provided outside of SBB	\$ -	Provided outside of SBB			\$0	[Add notes here as needed]
SCORE Peer Mediation	\$ -	Provided outside of SBB	\$ -	Provided outside of SBB			\$0	[Add notes here as needed]
Band camp	\$ -	Provided outside of SBB	\$ -	Provided outside of SBB			\$0	[Add notes here as needed]
Choral Supplies	\$ -	Provided outside of SBB	\$ -	Provided outside of SBB			\$0	[Add notes here as needed]
Jr. Air Force ROTC Supplies & Equip.	\$ -			Yes				[Add notes here as needed]
Other (describe in column H)								[Add notes here as needed]
Other (describe in column H)								[Add notes here as needed]
Other (describe in column H)								[Add notes here as needed]
<b>Total Non-Personnel</b>	\$ 129,869		\$ 89,645				\$89,645	
<b>Total Budget</b>								
							\$5,813,316	

Moody	SY23-24 Staff Required minimum			SY24-25 Budgeted Staff	Check: Sufficient Staff?	Average Salary		Average Benefits		Amount	Notes
School Year 24-25 Budget				Budget in light yellow cells		Budget in light yellow cells				\$ 3,563,757	Total Allocation - All Sources
Positions in navy blue have been HS-only in the past				Gray cells are budgeted for you						\$ 0	Amount remaining to budget
2100 Principal's Office:											
Principal/Coordinator	1.00	1.00	1.00		Yes	\$	128,740	\$	21,500	\$ 150,240	[Add notes here as needed]
Headmaster	0.00				Yes	\$	146,371	\$	24,444	\$ -	[Add notes here as needed]
Assistant Principal	0.00				Yes	\$	125,952	\$	21,034	\$ -	[Add notes here as needed]
House Deans	0.00				Yes	\$	133,155	\$	22,237	\$ -	[Add notes here as needed]
Administrative Assistant	1.00	1.00	1.00		Yes	\$	49,553	\$	8,275	\$ 57,828	[Add notes here as needed]
Subtotal	2.00	2.00	2.00							\$ 208,068	
Coaches:											
Math Resource Teacher	1.00		1.00		Yes	\$	95,760	\$	15,992	\$ 111,751	[Add notes here as needed]
Literacy Specialist	1.00	0.00	1.00		Yes	\$	102,000	\$	17,034	\$ 119,034	[Add notes here as needed]
Instructional Specialist	0.00	0.00			Yes	\$	102,000	\$	17,034	\$ -	[Add notes here as needed]
Additional professional development coaches					Yes	\$	101,486	\$	16,948	\$ -	[Add notes here as needed]
Subtotal	2.00	0.00	2.00							\$ 230,785	
Teachers:											
Classroom Teachers											
PreSchool Teachers	1.00	1.00	1.00		Yes	\$	86,000	\$	14,362	\$ 100,362	[Add notes here as needed]
Kindergarten Teachers	2.00	2.00	2.00		Yes	\$	86,000	\$	14,362	\$ 200,724	[Add notes here as needed]
1st Grade Teachers	2.00	see below	2.00		see below	\$	86,000	\$	14,362	\$ 200,724	[Add notes here as needed]
2nd Grade Teachers	2.00	see below	2.00		see below	\$	86,000	\$	14,362	\$ 200,724	[Add notes here as needed]
3rd Grade Teachers	2.00	see below	2.00		see below	\$	86,000	\$	14,362	\$ 200,724	[Add notes here as needed]
4th Grade Teachers	2.00	see below	2.00		see below	\$	86,000	\$	14,362	\$ 200,724	[Add notes here as needed]
5th Grade Teachers	0.00	see below			see below	\$	86,000	\$	14,362	\$ -	[Add notes here as needed]
6th Grade Teachers	0.00	see below			see below	\$	86,000	\$	14,362	\$ -	[Add notes here as needed]
7th Grade Teachers	0.00	see below			see below	\$	86,000	\$	14,362	\$ -	[Add notes here as needed]
8th Grade Teachers	0.00	see below			see below	\$	86,000	\$	14,362	\$ -	[Add notes here as needed]
Loopers	0.00	see below			see below	\$	86,000	\$	14,362	\$ -	[Add notes here as needed]
Subtotal: All Grades 1-8 Teachers	8.00	7.00	8.00		Yes						
Allied Arts											
Art	0.80		1.00		Yes	\$	86,000	\$	14,362	\$ 100,362	[Add notes here as needed]
Music	0.85		1.00		Yes	\$	86,000	\$	14,362	\$ 100,362	[Add notes here as needed]
Physical Education	1.00	0.00	1.00		Yes	\$	86,000	\$	14,362	\$ 100,362	[Add notes here as needed]
Technology Ed	0.00				Yes	\$	86,000	\$	14,362	\$ -	[Add notes here as needed]
Drama	0.00				Yes	\$	86,000	\$	14,362	\$ -	[Add notes here as needed]
ITS	0.00				Yes	\$	86,000	\$	14,362	\$ -	[Add notes here as needed]
Content Literacy	1.00		1.00		Yes	\$	86,000	\$	14,362	\$ 100,362	[Add notes here as needed]
Health	0.00				Yes	\$	86,000	\$	14,362	\$ -	[Add notes here as needed]
Dance	0.00				Yes	\$	86,000	\$	14,362	\$ -	[Add notes here as needed]
Library/Media Specialist	0.00				Yes	\$	88,355	\$	14,755	\$ -	[Add notes here as needed]
Other	0.00		1.00		Yes	\$	86,000	\$	14,362	\$ 100,362	Add Library Teacher
Subject Teachers (High school only)											
Math Teachers	0.00	see below			see below	\$	86,000	\$	14,362	\$ -	[Add notes here as needed]
Science Teachers	0.00	see below			see below	\$	86,000	\$	14,362	\$ -	[Add notes here as needed]
Social Studies Teachers	0.00	see below			see below	\$	86,000	\$	14,362	\$ -	[Add notes here as needed]
English	0.00	see below			see below	\$	86,000	\$	14,362	\$ -	[Add notes here as needed]
Foreign Language	0.00	see below			see below	\$	86,000	\$	14,362	\$ -	[Add notes here as needed]
All HS Subject Teachers	0.00	0.0			Yes						[Add notes here as needed]
In House Suspension	0.00				Yes	\$	86,000	\$	14,362	\$ -	[Add notes here as needed]
Consumer Science	0.00				Yes	\$	86,000	\$	14,362	\$ -	[Add notes here as needed]
Business	0.00				Yes	\$	86,000	\$	14,362	\$ -	[Add notes here as needed]
Video Production	0.00				Yes	\$	86,000	\$	14,362	\$ -	[Add notes here as needed]
ROTC	0.00				Yes	\$	86,000	\$	14,362	\$ -	[Add notes here as needed]
All General Education Teachers	14.65	10.00	16.00							\$ 1,605,792	
Special Education Teachers											
Adjustment Teachers	0.00	see below				\$	86,000	\$	14,362	\$ -	[Add notes here as needed]
LEAP Teachers	0.00	see below				\$	86,000	\$	14,362	\$ -	[Add notes here as needed]
CSA Teachers	1.00	see below	1.00			\$	86,000	\$	14,362	\$ 100,362	[Add notes here as needed]
Other Special Ed Teachers	2.00	see below	2.00			\$	86,000	\$	14,362	\$ 200,724	[Add notes here as needed]
All Special Education Teachers	3.00	3.0	3.00								

<b>Moody</b>	<b>SY23-24 Staff</b>	<b>Required minimum</b>	<b>SY24-25 Budgeted Staff</b>	<b>Check: Sufficient Staff?</b>	<b>Average Salary</b>	<b>Average Benefits</b>	<b>Amount</b>	<b>Notes</b>
<b>School Year 24-25 Budget</b>			Budget in light yellow cells		Budget in light yellow cells		\$ 3,563,757	Total Allocation - All Sources
<i>Positions in navy blue have been HS-only in the past</i>			Gray cells are budgeted for you				\$ 0	Amount remaining to budget
<b>English Language Learners Teachers</b>								
ELL Teachers	4.00	3.0	4.00	Yes	\$ 86,000	\$ 14,362	\$ 401,448	[Add notes here as needed]
<b>All Teachers</b>	<b>21.65</b>	<b>16.00</b>	<b>23.00</b>				\$ 2,308,326	
<b>Paraprofessionals:</b>								
<b>GenEd Paras</b>								
Preschool Para	1.00	1.00	1.00	Yes	\$ 32,745	\$ 5,468	\$ 38,214	[Add notes here as needed]
Kindergarten Para	2.00	2.00	2.00	Yes	\$ 32,745	\$ 5,468	\$ 76,427	[Add notes here as needed]
Mainstream Paras	5.00		3.00	Yes	\$ 32,745	\$ 5,468	\$ 114,639	[Add notes here as needed]
<b>All General Education Paras</b>	<b>8.00</b>	<b>0.0</b>	<b>6.00</b>				\$ 229,280	
<b>Special Education Paras</b>								
Special Education Classroom Paras	3.00	3.0	3.00		\$ 33,493	\$ 5,593	\$ 117,260	3 paras needed not 6
504 /1to1	0.00			Funded based on need				[Add notes here as needed]
<b>English Language Learners Paras</b>								
ELL Para	0.00	0.0		Yes	\$ 33,493	\$ 5,593	\$ -	[Add notes here as needed]
<b>All Paraprofessionals</b>	<b>11.00</b>	<b>3.00</b>	<b>9.00</b>				\$ 346,540	
<b>Student Support:</b>								
Guidance Counselor	0.00			Yes	\$ 99,727	\$ 16,654	\$ -	[Add notes here as needed]
Social Worker	1.00	0.00	1.00	Yes	\$ 99,164	\$ 16,560	\$ 115,724	[Add notes here as needed]
Mental Health Support Staff	1.00			Yes	\$ 99,164	\$ 16,560	\$ -	Did not have this position during 23-24 SY
Behavior Support Staff	1.00			Yes	\$ 86,000	\$ 14,362	\$ -	[Add notes here as needed]
Building Substitute Staff	2.00		2.00	Yes	\$ 42,500	\$ 7,098	\$ 99,195	[Add notes here as needed]
ELL Tutor (Title III)	0.00			Yes	\$ 30,240	\$ -	\$ -	[Add notes here as needed]
Tutors (including SEL): 18 hrs/week	0.00			Yes	\$ 30,240	\$ -	\$ -	[Add notes here as needed]
Tutors: 15 hrs/week (Title I)	6.00		2.00	Yes	\$ 25,200	\$ -	\$ 50,400	[Add notes here as needed]
Parent Liaisons: Stipended (Title I)	0.00			Yes	\$ 4,000	\$ -	\$ -	[Add notes here as needed]
Parent Liaisons: 18 hrs/week (Title I)	0.00			Yes	\$ 15,120	\$ -	\$ -	[Add notes here as needed]
Parent Liaison, full time	1.00		1.00	Yes	\$ 37,000	\$ 6,179	\$ 43,179	[Add notes here as needed]
<b>Subtotal</b>	<b>12.00</b>	<b>0.00</b>	<b>6.00</b>				\$ 308,498	
<b>Facilities</b>								
Security Guards	0.00			Yes	\$ 49,877	\$ 8,329	\$ -	[Add notes here as needed]
Custodians	2.00	2.00	2.00	Yes	\$ 54,592	\$ 9,117	\$ 127,417	[Add notes here as needed]
<b>Subtotal</b>	<b>2.00</b>	<b>2.00</b>	<b>2.00</b>				\$ 127,417	
<b>High School-Specific Positions</b>								
Associate Head of School	0.00			Yes	\$ 139,321	\$ 23,267	\$ -	[Add notes here as needed]
Coordinator of Student Support Services	0.00			Yes	\$ 133,188	\$ 22,242	\$ -	[Add notes here as needed]
Discipline & Operations Specialist	0.00			Yes	\$ 109,123	\$ 18,224	\$ -	[Add notes here as needed]
Academic Chairs	0.00			Yes	\$ 127,667	\$ 21,320	\$ -	[Add notes here as needed]
Director of the Freshman Academy	0.00			Yes	\$ 105,000	\$ 17,535	\$ -	[Add notes here as needed]
Student Services Specialist - Freshman Academy	0.00			Yes	\$ 100,344	\$ 16,757	\$ -	[Add notes here as needed]
Bursar/Financial Specialist	0.00			Yes	\$ 54,307	\$ 9,069	\$ -	[Add notes here as needed]
Clerk Schedulers	0.00			Yes	\$ 47,812	\$ 7,985	\$ -	[Add notes here as needed]
Administrator of Athletics	0.00			Yes	\$ 132,791	\$ 22,176	\$ -	[Add notes here as needed]
Student Activity Advisor	0.00			Yes	\$ 86,220	\$ 14,399	\$ -	[Add notes here as needed]
<b>Subtotal</b>	<b>0.00</b>	<b>0.00</b>	<b>0.00</b>				\$ -	
<b>Other Positions</b>								
Other (describe in column H)	n/a			Yes	See Amanda Dupont to estimate salary + benefits	\$ -	\$ -	[Add notes here as needed]
Other (describe in column H)	n/a			Yes	See Amanda Dupont to estimate salary + benefits	\$ -	\$ -	[Add notes here as needed]
<b>Subtotal</b>			<b>0.00</b>				\$ -	
<b>Total Staffing</b>								
<b>All Staff</b>	<b>50.65</b>		<b>44.00</b>				\$ 3,529,635	
<b>Stipends</b>								
STEM Lead Stipends		Provided outside of SB	Grant provided		\$ 3,600	\$ -	\$ -	[Add notes here as needed]

<b>Moody</b>	<b>SY23-24 Staff Required minimum</b>	<b>SY24-25 Budgeted Staff</b>	<b>Check: Sufficient Staff?</b>	<b>Average Salary</b>	<b>Average Benefits</b>	<b>Amount</b>	<b>Notes</b>
<b>School Year 24-25 Budget</b>		Budget in light yellow cells		Budget in light yellow cells		\$ 3,563,757	Total Allocation - All Sources
<i>Positions in navy blue have been HS-only in the past</i>		Gray cells are budgeted for you				\$ 0	Amount remaining to budget
ELL Lead Stipends	Provided outside of SB	Grant provided		\$ 3,600		\$ -	[Add notes here as needed]
Website Content Manager Stipends	1.00		Yes	\$ 2,500		\$ -	[Add notes here as needed]
Other Lead Stipend (describe in column H);			Yes	\$ 3,600.00		\$ -	[Add notes here as needed]
Other Lead Stipend (describe in column H);			Yes			\$ -	[Add notes here as needed]
Other Lead Stipend (describe in column H);			Yes			\$ -	[Add notes here as needed]
<b>Total Stipends</b>	\$ 2,500	0.00				\$ -	
<b>Non-Personnel</b>							
SA: Instructional Supplies	\$ -		Yes				[Add notes here as needed]
SA: General Supplies	\$ 20,000	\$ 12,922	Yes			\$ 12,922	[Add notes here as needed]
SA: Contracted Services	\$ -	\$ 10,500	Yes			\$ 10,500	[Add notes here as needed]
SA: Professional Development	\$ 13,200	\$ 10,700	Yes			\$ 10,700	[Add notes here as needed]
SA: Technology	\$ -		Yes				[Add notes here as needed]
Athletics: Coaches	\$ -		Yes				[Add notes here as needed]
Athletics: Contracted Services	\$ -		Yes				[Add notes here as needed]
Athletics: Transportation	\$ -		Yes				[Add notes here as needed]
Athletics: Supplies & Uniforms	\$ -		Yes				[Add notes here as needed]
Athletics: Rental Fees	\$ -		Yes				[Add notes here as needed]
Student Activity Stipends	\$ -		Yes				[Add notes here as needed]
Student Activity Supplies	\$ -		Yes				[Add notes here as needed]
Dual Enrollment	\$ - Provided outside of SBB	\$ -	Provided outside of SBB			\$ -	[Add notes here as needed]
SCORE Peer Mediation	\$ - Provided outside of SBB	\$ -	Provided outside of SBB			\$ -	[Add notes here as needed]
Band camp	\$ - Provided outside of SBB	\$ -	Provided outside of SBB			\$ -	[Add notes here as needed]
Choral Supplies	\$ - Provided outside of SBB	\$ -	Provided outside of SBB			\$ -	[Add notes here as needed]
Jr. Air Force ROTC Supplies & Equip.	\$ -		Yes				[Add notes here as needed]
Other (describe in column H)							[Add notes here as needed]
Other (describe in column H)							[Add notes here as needed]
Other (describe in column H)							as of 3/20/24
<b>Total Non-Personnel</b>	\$ 33,200	\$ 34,122				\$ 34,122	
<b>Total Budget</b>							
						\$ 3,563,757	

Morey	SY23-24 Staff	Required minimum	SY24-25 Budgeted Staff	Check: Sufficient Staff?	Average Salary	Average Benefits	Amount	Notes		
School Year 24-25 Budget			Budget in light yellow cells		Budget in light yellow cells		\$5,919,739	Total Allocation - All Sources		
Positions in navy blue have been HS-only in the past			Gray cells are budgeted for you				(\$0)	Amount remaining to budget		
2100 Principal's Office:										
Principal/Coordinator	1.00	1.00	1.00	Yes	\$	128,740	\$	21,500	\$150,240	[Add notes here as needed]
Headmaster				Yes	\$	146,371	\$	24,444	\$0	[Add notes here as needed]
Assistant Principal	1.00	1.00	1.00	Yes	\$	125,952	\$	21,034	\$146,986	[Add notes here as needed]
House Deans				Yes	\$	133,155	\$	22,237	\$0	[Add notes here as needed]
Administrative Assistant	1.00	1.00	1.00	Yes	\$	49,553	\$	8,275	\$57,828	[Add notes here as needed]
Subtotal	3.00	3.00	3.00						\$355,054	
Coaches:										
Math Resource Teacher	1.00		0.50	Yes	\$	95,760	\$	15,992	\$55,876	[Add notes here as needed]
Literacy Specialist	1.25		1.00	Yes	\$	102,000	\$	17,034	\$119,034	[Add notes here as needed]
Instructional Specialist				Yes	\$	102,000	\$	17,034	\$0	[Add notes here as needed]
Additional professional development coaches				Yes	\$	101,486	\$	16,948	\$0	[Add notes here as needed]
Subtotal	2.25	0.00	1.50						\$174,910	
Teachers:										
Classroom Teachers										
PreSchool Teachers	2.00	3.00	2.00	Please budget additional staff	\$	86,000	\$	14,362	\$200,724	[Add notes here as needed]
Kindergarten Teachers	4.00	4.00	4.00	Yes	\$	86,000	\$	14,362	\$401,448	[Add notes here as needed]
1st Grade Teachers	4.00	see below	4.00	see below	\$	86,000	\$	14,362	\$401,448	[Add notes here as needed]
2nd Grade Teachers	4.00	see below	4.00	see below	\$	86,000	\$	14,362	\$401,448	[Add notes here as needed]
3rd Grade Teachers	4.00	see below	4.00	see below	\$	86,000	\$	14,362	\$401,448	[Add notes here as needed]
4th Grade Teachers	4.00	see below	4.00	see below	\$	86,000	\$	14,362	\$401,448	[Add notes here as needed]
5th Grade Teachers		see below		see below	\$	86,000	\$	14,362	\$0	[Add notes here as needed]
6th Grade Teachers		see below		see below	\$	86,000	\$	14,362	\$0	[Add notes here as needed]
7th Grade Teachers		see below		see below	\$	86,000	\$	14,362	\$0	[Add notes here as needed]
8th Grade Teachers		see below		see below	\$	86,000	\$	14,362	\$0	[Add notes here as needed]
Loopers		see below		see below	\$	86,000	\$	14,362	\$0	[Add notes here as needed]
Subtotal: All Grades 1-8 Teachers	16.00	14.00	16.00	Yes						
Allied Arts										
Art	1.00		1.00	Yes	\$	86,000	\$	14,362	\$100,362	[Add notes here as needed]
Music	1.00		1.00	Yes	\$	86,000	\$	14,362	\$100,362	[Add notes here as needed]
Physical Education	1.00		1.00	Yes	\$	86,000	\$	14,362	\$100,362	[Add notes here as needed]
Technology Ed				Yes	\$	86,000	\$	14,362	\$0	[Add notes here as needed]
Drama				Yes	\$	86,000	\$	14,362	\$0	[Add notes here as needed]
ITS				Yes	\$	86,000	\$	14,362	\$0	[Add notes here as needed]
Content Literacy	2.00		2.00	Yes	\$	86,000	\$	14,362	\$200,724	[Add notes here as needed]
Health				Yes	\$	86,000	\$	14,362	\$0	[Add notes here as needed]
Dance				Yes	\$	86,000	\$	14,362	\$0	[Add notes here as needed]
Library/Media Specialist				Yes	\$	88,355	\$	14,755	\$0	[Add notes here as needed]
Other	2.00		2.00	Yes	\$	86,000	\$	14,362	\$200,724	2 Intervention
Subject Teachers (High school only)										
Math Teachers	see below			see below	\$	86,000	\$	14,362	\$0	[Add notes here as needed]
Science Teachers	see below			see below	\$	86,000	\$	14,362	\$0	[Add notes here as needed]
Social Studies Teachers	see below			see below	\$	86,000	\$	14,362	\$0	[Add notes here as needed]
English	see below			see below	\$	86,000	\$	14,362	\$0	[Add notes here as needed]
Foreign Language	see below			see below	\$	86,000	\$	14,362	\$0	[Add notes here as needed]
All HS Subject Teachers	0.0			Yes						[Add notes here as needed]
In House Suspension				Yes	\$	86,000	\$	14,362	\$0	[Add notes here as needed]
Consumer Science				Yes	\$	86,000	\$	14,362	\$0	[Add notes here as needed]
Business				Yes	\$	86,000	\$	14,362	\$0	[Add notes here as needed]
Video Production				Yes	\$	86,000	\$	14,362	\$0	[Add notes here as needed]
ROTC				Yes	\$	86,000	\$	14,362	\$0	[Add notes here as needed]
All General Education Teachers	29.00	21.00	29.00						\$2,910,498	
Special Education Teachers										
Adjustment Teachers	see below				\$	86,000	\$	14,362	\$0	[Add notes here as needed]
LEAP Teachers	2.00	see below			\$	86,000	\$	14,362	\$0	[Add notes here as needed]
CSA Teachers		see below	2.00		\$	86,000	\$	14,362	\$200,724	[Add notes here as needed]
Other Special Ed Teachers	5.00	see below	5.00		\$	86,000	\$	14,362	\$501,810	[Add notes here as needed]
All Special Education Teachers	7.00	7.00	7.00							

Morey	SY23-24 Staff	Required minimum	SY24-25 Budgeted Staff	Check: Sufficient Staff?	Average Salary	Average Benefits	Amount	Notes
<b>School Year 24-25 Budget</b>			Budget in light yellow cells		Budget in light yellow cells		\$5,919,739	Total Allocation - All Sources
<i>Positions in navy blue have been HS-only in the past</i>			Gray cells are budgeted for you				(\$0)	Amount remaining to budget
<b>English Language Learners Teachers</b>								
ELL Teachers	4.00	4.00	4.00	Yes	\$ 86,000	\$ 14,362	\$401,448	[Add notes here as needed]
<b>All Teachers</b>	<b>40.00</b>	<b>32.00</b>	<b>40.00</b>				<b>\$4,014,480</b>	
<b>Paraprofessionals:</b>								
<b>GenEd Paras</b>								
Preschool Para	2.00	3.00	2.00	Please budget additional staff	\$ 32,745	\$ 5,468	\$76,427	[Add notes here as needed]
Kindergarten Para	4.00	4.00	4.00	Yes	\$ 32,745	\$ 5,468	\$152,854	[Add notes here as needed]
Mainstream Paras	8.00	6.00	8.00	Yes	\$ 32,745	\$ 5,468	\$305,705	[Add notes here as needed]
<b>All General Education Paras</b>	<b>14.00</b>	<b>0.0</b>	<b>14.00</b>				<b>\$534,986</b>	
<b>Special Education Paras</b>								
Special Education Classroom Paras	6.00	5.0	6.00		\$ 33,493	\$ 5,593	\$234,520	[Add notes here as needed]
504 /1to1	3.00	2.00	1.00	Funded based on need				[Add notes here as needed]
<b>English Language Learners Paras</b>								
ELL Para	2.00		2.00	Yes	\$ 33,493	\$ 5,593	\$78,173	[Add notes here as needed]
<b>All Paraprofessionals</b>	<b>25.00</b>	<b>7.00</b>	<b>23.00</b>				<b>\$847,679</b>	
<b>Student Support:</b>								
Guidance Counselor				Yes	\$ 99,727	\$ 16,654	\$0	[Add notes here as needed]
Social Worker	1.00		1.00	Yes	\$ 99,164	\$ 16,560	\$115,724	[Add notes here as needed]
Mental Health Support Staff				Yes	\$ 99,164	\$ 16,560	\$0	[Add notes here as needed]
Behavior Support Staff				Yes	\$ 86,000	\$ 14,362	\$0	[Add notes here as needed]
Building Substitute Staff				Yes	\$ 42,500	\$ 7,098	\$0	[Add notes here as needed]
ELL Tutor (Title III)	1.00			Yes	\$ 30,240		\$0	[Add notes here as needed]
Tutors (including SEL): 18 hrs/week	1.00		1.00	Yes	\$ 30,240		\$30,240	[Add notes here as needed]
Tutors: 15 hrs/week (Title I)	5.00		4.00	Yes	\$ 25,200		\$100,800	[Add notes here as needed]
Parent Liaisons: Stipended (Title I)	1.00		1.00	Yes	\$ 4,000		\$4,000	[Add notes here as needed]
Parent Liaisons: 18 hrs/week (Title I)				Yes	\$ 15,120		\$0	[Add notes here as needed]
Parent Liaison, full time				Yes	\$ 37,000	\$ 6,179	\$0	[Add notes here as needed]
<b>Subtotal</b>	<b>9.00</b>	<b>0.00</b>	<b>7.00</b>				<b>\$250,764</b>	
<b>Facilities</b>								
Security Guards	0.00			Yes	\$ 49,877	\$ 8,329	\$0	[Add notes here as needed]
Custodians	3.00	3.00	3.00	Yes	\$ 54,592	\$ 9,117	\$191,126	[Add notes here as needed]
<b>Subtotal</b>	<b>3.00</b>	<b>3.00</b>	<b>3.00</b>				<b>\$191,126</b>	
<b>High School-Specific Positions</b>								
Associate Head of School	0.00			Yes	\$ 139,321	\$ 23,267	\$0	[Add notes here as needed]
Coordinator of Student Support Services	0.00			Yes	\$ 133,188	\$ 22,242	\$0	[Add notes here as needed]
Discipline & Operations Specialist	0.00			Yes	\$ 109,123	\$ 18,224	\$0	[Add notes here as needed]
Academic Chairs	0.00			Yes	\$ 127,667	\$ 21,320	\$0	[Add notes here as needed]
Director of the Freshman Academy	0.00			Yes	\$ 105,000	\$ 17,535	\$0	[Add notes here as needed]
Student Services Specialist - Freshman Academy	0.00			Yes	\$ 100,344	\$ 16,757	\$0	[Add notes here as needed]
Bursar/Financial Specialist	0.00			Yes	\$ 54,307	\$ 9,069	\$0	[Add notes here as needed]
Clerk Schedulers	0.00			Yes	\$ 47,812	\$ 7,985	\$0	[Add notes here as needed]
Administrator of Athletics	0.00			Yes	\$ 132,791	\$ 22,176	\$0	[Add notes here as needed]
Student Activity Advisor	0.00			Yes	\$ 86,220	\$ 14,399	\$0	[Add notes here as needed]
<b>Subtotal</b>	<b>0.00</b>	<b>0.00</b>	<b>0.00</b>				<b>\$0</b>	
<b>Other Positions</b>								
Other (describe in column H)	n/a			Yes	See Amanda Dupont to estimate salary + benefits		\$0	[Add notes here as needed]
Other (describe in column H)	n/a			Yes	See Amanda Dupont to estimate salary + benefits		\$0	[Add notes here as needed]
<b>Subtotal</b>			<b>0.00</b>				<b>\$0</b>	
<b>Total Staffing</b>								
<b>All Staff</b>	<b>82.25</b>		<b>77.50</b>				<b>\$5,834,013</b>	
<b>Stipends</b>								
STEM Lead Stipends		Provided outside of SB	Grant provided		\$ 3,600		\$0	[Add notes here as needed]

Morey	SY23-24 Staff	Required minimum	SY24-25 Budgeted Staff	Check: Sufficient Staff?	Average Salary	Average Benefits	Amount	Notes
<b>School Year 24-25 Budget</b>			Budget in light yellow cells		Budget in light yellow cells		\$5,919,739	Total Allocation - All Sources
<i>Positions in navy blue have been HS-only in the past</i>			Gray cells are budgeted for you				(\$0)	Amount remaining to budget
ELL Lead Stipends		Provided outside of SB	Grant provided		\$ 3,600		\$0	[Add notes here as needed]
Website Content Manager Stipends	1.00		1.00	Yes	\$ 2,500		\$2,500	[Add notes here as needed]
Other Lead Stipend (describe in column H);				Yes			\$0	[Add notes here as needed]
Other Lead Stipend (describe in column H);				Yes			\$0	[Add notes here as needed]
Other Lead Stipend (describe in column H);				Yes			\$0	[Add notes here as needed]
<b>Total Stipends</b>	\$ 2,500		1.00				\$2,500	
<b>Non-Personnel</b>								
SA: Instructional Supplies	\$ 59,221		\$ 63,226	Yes			\$63,226	[Add notes here as needed]
SA: General Supplies	\$ -			Yes				[Add notes here as needed]
SA: Contracted Services	\$ -			Yes				[Add notes here as needed]
SA: Professional Development	\$ 25,000		\$ 20,000	Yes			\$20,000	[Add notes here as needed]
SA: Technology	\$ 3,500			Yes				[Add notes here as needed]
Athletics: Coaches	\$ -			Yes				[Add notes here as needed]
Athletics: Contracted Services	\$ -			Yes				[Add notes here as needed]
Athletics: Transportation	\$ -			Yes				[Add notes here as needed]
Athletics: Supplies & Uniforms	\$ -			Yes				[Add notes here as needed]
Athletics: Rental Fees	\$ -			Yes				[Add notes here as needed]
Student Activity Stipends	\$ -			Yes				[Add notes here as needed]
Student Activity Supplies	\$ -			Yes				[Add notes here as needed]
Dual Enrollment	\$ -	Provided outside of SBB	\$ -	Provided outside of SBB			\$0	[Add notes here as needed]
SCORE Peer Mediation	\$ -	Provided outside of SBB	\$ -	Provided outside of SBB			\$0	[Add notes here as needed]
Band camp	\$ -	Provided outside of SBB	\$ -	Provided outside of SBB			\$0	[Add notes here as needed]
Choral Supplies	\$ -	Provided outside of SBB	\$ -	Provided outside of SBB			\$0	[Add notes here as needed]
Jr. Air Force ROTC Supplies & Equip.	\$ -			Yes				[Add notes here as needed]
Other (describe in column H)								[Add notes here as needed]
Other (describe in column H)								[Add notes here as needed]
Other (describe in column H)								[Add notes here as needed]
<b>Total Non-Personnel</b>	\$ 87,721		\$ 83,226				\$83,226	
<b>Total Budget</b>								
							\$5,919,739	

Murkland	SY23-24 Staff	Required minimum	SY24-25 Budgeted Staff	Check: Sufficient Staff?	Average Salary	Average Benefits	Amount	Notes
School Year 24-25 Budget			Budget in light yellow cells		Budget in light yellow cells		\$ 5,636,516	Total Allocation - All Sources
Positions in navy blue have been HS-only in the past			Gray cells are budgeted for you				0	Amount remaining to budget
2100 Principal's Office:								
Principal/Coordinator	1.00	1.00	1.00	Yes	\$	128,740	\$ 21,500	\$ 150,240 [Add notes here as needed]
Headmaster				Yes	\$	146,371	\$ 24,444	\$ - [Add notes here as needed]
Assistant Principal	1.00	1.00	1.00	Yes	\$	125,952	\$ 21,034	\$ 146,986 [Add notes here as needed]
House Deans				Yes	\$	133,155	\$ 22,237	\$ - [Add notes here as needed]
Administrative Assistant	1.00	1.00	1.00	Yes	\$	49,553	\$ 8,275	\$ 57,828 [Add notes here as needed]
Subtotal	3.00	3.00	3.00					\$ 355,054
Coaches:								
Math Resource Teacher	1.00		1.00	Yes	\$	95,760	\$ 15,992	\$ 111,751 [Add notes here as needed]
Literacy Specialist	1.00		1.00	Yes	\$	102,000	\$ 17,034	\$ 119,034 [Add notes here as needed]
Instructional Specialist				Yes	\$	102,000	\$ 17,034	\$ - [Add notes here as needed]
Additional professional development coaches				Yes	\$	101,486	\$ 16,948	\$ - [Add notes here as needed]
Subtotal	2.00	0.00	2.00					\$ 230,785
Teachers:								
Classroom Teachers								
PreSchool Teachers	2.00	2.00	2.00	Yes	\$	86,000	\$ 14,362	\$ 200,724 [Add notes here as needed]
Kindergarten Teachers	4.00	4.00	4.00	Yes	\$	86,000	\$ 14,362	\$ 401,448 [Add notes here as needed]
1st Grade Teachers	4.00	see below	4.00	see below	\$	86,000	\$ 14,362	\$ 401,448 [Add notes here as needed]
2nd Grade Teachers	4.00	see below	4.00	see below	\$	86,000	\$ 14,362	\$ 401,448 [Add notes here as needed]
3rd Grade Teachers	4.00	see below	4.00	see below	\$	86,000	\$ 14,362	\$ 401,448 [Add notes here as needed]
4th Grade Teachers	4.00	see below	4.00	see below	\$	86,000	\$ 14,362	\$ 401,448 [Add notes here as needed]
5th Grade Teachers		see below		see below	\$	86,000	\$ 14,362	\$ - [Add notes here as needed]
6th Grade Teachers		see below		see below	\$	86,000	\$ 14,362	\$ - [Add notes here as needed]
7th Grade Teachers		see below		see below	\$	86,000	\$ 14,362	\$ - [Add notes here as needed]
8th Grade Teachers		see below		see below	\$	86,000	\$ 14,362	\$ - [Add notes here as needed]
Loopers		see below		see below	\$	86,000	\$ 14,362	\$ - [Add notes here as needed]
Subtotal: All Grades 1-8 Teachers	16.00	13.00	16.00	Yes				
Allied Arts								
Art	1.00		1.00	Yes	\$	86,000	\$ 14,362	\$ 100,362 [Add notes here as needed]
Music	1.00		1.00	Yes	\$	86,000	\$ 14,362	\$ 100,362 [Add notes here as needed]
Physical Education	1.00		1.00	Yes	\$	86,000	\$ 14,362	\$ 100,362 [Add notes here as needed]
Technology Ed				Yes	\$	86,000	\$ 14,362	\$ - [Add notes here as needed]
Drama				Yes	\$	86,000	\$ 14,362	\$ - [Add notes here as needed]
ITS				Yes	\$	86,000	\$ 14,362	\$ - [Add notes here as needed]
Content Literacy	1.00		1.00	Yes	\$	86,000	\$ 14,362	\$ 100,362 [Add notes here as needed]
Health				Yes	\$	86,000	\$ 14,362	\$ - [Add notes here as needed]
Dance				Yes	\$	86,000	\$ 14,362	\$ - [Add notes here as needed]
Library/Media Specialist				Yes	\$	88,355	\$ 14,755	\$ - [Add notes here as needed]
Other				Yes	\$	86,000	\$ 14,362	\$ - [Add notes here as needed]
Subject Teachers (High school only)								
Math Teachers	see below			see below	\$	86,000	\$ 14,362	\$ - [Add notes here as needed]
Science Teachers	see below			see below	\$	86,000	\$ 14,362	\$ - [Add notes here as needed]
Social Studies Teachers	see below			see below	\$	86,000	\$ 14,362	\$ - [Add notes here as needed]
English	see below			see below	\$	86,000	\$ 14,362	\$ - [Add notes here as needed]
Foreign Language	see below			see below	\$	86,000	\$ 14,362	\$ - [Add notes here as needed]
All HS Subject Teachers	0.00	0.00		Yes				
In House Suspension				Yes	\$	86,000	\$ 14,362	\$ - [Add notes here as needed]
Consumer Science				Yes	\$	86,000	\$ 14,362	\$ - [Add notes here as needed]
Business				Yes	\$	86,000	\$ 14,362	\$ - [Add notes here as needed]
Video Production				Yes	\$	86,000	\$ 14,362	\$ - [Add notes here as needed]
ROTC				Yes	\$	86,000	\$ 14,362	\$ - [Add notes here as needed]
All General Education Teachers	26.00	19.00	26.00					\$ 2,609,412
Special Education Teachers								
Adjustment Teachers	2.00	see below	2.00		\$	86,000	\$ 14,362	\$ 200,724 [Add notes here as needed]
LEAP Teachers		see below			\$	86,000	\$ 14,362	\$ - [Add notes here as needed]
CSA Teachers		see below			\$	86,000	\$ 14,362	\$ - [Add notes here as needed]
Other Special Ed Teachers	5.00	see below	5.00		\$	86,000	\$ 14,362	\$ 501,810 [Add notes here as needed]
All Special Education Teachers	7.00	6.00	7.00					



<b>Murkland</b>		<b>SY23-24 Staff</b>	<b>Required minimum</b>	<b>SY24-25 Budgeted Staff</b>	<b>Check: Sufficient Staff?</b>	<b>Average Salary</b>	<b>Average Benefits</b>	<b>Amount</b>	<b>Notes</b>
<b>School Year 24-25 Budget</b>				Budget in light yellow cells		Budget in light yellow cells		\$ 5,636,516	Total Allocation - All Sources
<i>Positions in navy blue have been HS-only in the past</i>				Gray cells are budgeted for you				\$ 0	Amount remaining to budget
<b>English Language Learners Teachers</b>									
	ELL Teachers	4.00	4.00	4.00	Yes	\$ 86,000	\$ 14,362	\$ 401,448	[Add notes here as needed]
	<b>All Teachers</b>	<b>37.00</b>	<b>29.00</b>	<b>37.00</b>				\$ 3,713,394	
<b>Paraprofessionals:</b>									
<b>GenEd Paras</b>									
	Preschool Para	2.00	2.00	2.00	Yes	\$ 32,745	\$ 5,468	\$ 76,427	[Add notes here as needed]
	Kindergarten Para	4.00	4.00	4.00	Yes	\$ 32,745	\$ 5,468	\$ 152,854	[Add notes here as needed]
	Mainstream Paras	6.00		7.00	Yes	\$ 32,745	\$ 5,468	\$ 267,492	[Add notes here as needed]
	<b>All General Education Paras</b>	<b>12.00</b>	<b>0.0</b>	<b>13.00</b>				\$ 496,773	
<b>Special Education Paras</b>									
	Special Education Classroom Paras	2.00	2.0	2.00		\$ 33,493	\$ 5,593	\$ 78,173	[Add notes here as needed]
	504 /1to1	1.00	1.00	1.00	Funded based on need				[Add notes here as needed]
<b>English Language Learners Paras</b>									
	ELL Para	1.00		1.00	Yes	\$ 33,493	\$ 5,593	\$ 39,087	[Add notes here as needed]
	<b>All Paraprofessionals</b>	<b>16.00</b>	<b>3.00</b>	<b>17.00</b>				\$ 614,033	
<b>Student Support:</b>									
	Guidance Counselor				Yes	\$ 99,727	\$ 16,654	\$ -	[Add notes here as needed]
	Social Worker	1.00		1.00	Yes	\$ 99,164	\$ 16,560	\$ 115,724	[Add notes here as needed]
	Mental Health Support Staff	n/a			Yes	\$ 99,164	\$ 16,560	\$ -	[Add notes here as needed]
	Behavior Support Staff	1.50			Yes	\$ 86,000	\$ 14,362	\$ -	[Add notes here as needed]
	Building Substitute Staff	n/a			Yes	\$ 42,500	\$ 7,098	\$ -	[Add notes here as needed]
	ELL Tutor (Title III)	1.00			Yes	\$ 30,240	\$ -	\$ -	[Add notes here as needed]
	Tutors (including SEL): 18 hrs/week	7.00		8.00	Yes	\$ 30,240	\$ -	\$ 241,920	[Add notes here as needed]
	Tutors: 15 hrs/week (Title I)	2.00		2.00	Yes	\$ 25,200	\$ -	\$ 50,400	[Add notes here as needed]
	Parent Liaisons: Stipended (Title I)	3.00		3.00	Yes	\$ 4,000	\$ -	\$ 12,000	[Add notes here as needed]
	Parent Liaisons: 18 hrs/week (Title I)				Yes	\$ 15,120	\$ -	\$ -	[Add notes here as needed]
	Parent Liaison, full time				Yes	\$ 37,000	\$ 6,179	\$ -	[Add notes here as needed]
	<b>Subtotal</b>	<b>15.50</b>	<b>0.00</b>	<b>14.00</b>				\$ 420,044	
<b>Facilities</b>									
	Security Guards				Yes	\$ 49,877	\$ 8,329	\$ -	[Add notes here as needed]
	Custodians	3.00	3.00	3.00	Yes	\$ 54,592	\$ 9,117	\$ 191,126	[Add notes here as needed]
	<b>Subtotal</b>	<b>3.00</b>	<b>3.00</b>	<b>3.00</b>				\$ 191,126	
<b>High School-Specific Positions</b>									
	Associate Head of School				Yes	\$ 139,321	\$ 23,267	\$ -	[Add notes here as needed]
	Coordinator of Student Support Services				Yes	\$ 133,188	\$ 22,242	\$ -	[Add notes here as needed]
	Discipline & Operations Specialist				Yes	\$ 109,123	\$ 18,224	\$ -	[Add notes here as needed]
	Academic Chairs				Yes	\$ 127,667	\$ 21,320	\$ -	[Add notes here as needed]
	Director of the Freshman Academy				Yes	\$ 105,000	\$ 17,535	\$ -	[Add notes here as needed]
	Student Services Specialist - Freshman Academy				Yes	\$ 100,344	\$ 16,757	\$ -	[Add notes here as needed]
	Bursar/Financial Specialist				Yes	\$ 54,307	\$ 9,069	\$ -	[Add notes here as needed]
	Clerk Schedulers				Yes	\$ 47,812	\$ 7,985	\$ -	[Add notes here as needed]
	Administrator of Athletics				Yes	\$ 132,791	\$ 22,176	\$ -	[Add notes here as needed]
	Student Activity Advisor				Yes	\$ 86,220	\$ 14,399	\$ -	[Add notes here as needed]
	<b>Subtotal</b>	<b>0.00</b>	<b>0.00</b>	<b>0.00</b>				\$ -	
<b>Other Positions</b>									
	Other (describe in column H)	1.00			Yes	See Amanda Dupont to estimate salary + benefits	\$ -	\$ -	[Add notes here as needed]
	Other (describe in column H)	n/a			Yes	See Amanda Dupont to estimate salary + benefits	\$ -	\$ -	[Add notes here as needed]
	<b>Subtotal</b>	<b>1.00</b>		<b>0.00</b>				\$ -	
<b>Total Staffing</b>									
	<b>All Staff</b>	<b>77.50</b>		<b>76.00</b>				\$ 5,524,436	
<b>Stipends</b>									
	STEM Lead Stipends		Provided outside of SB	Grant provided		\$ 3,600	\$ -	\$ -	[Add notes here as needed]

<b>Murkland</b>		<b>SY23-24 Staff Required minimum</b>	<b>SY24-25 Budgeted Staff</b>	<b>Check: Sufficient Staff?</b>	<b>Average Salary</b>	<b>Average Benefits</b>	<b>Amount</b>	<b>Notes</b>
<b>School Year 24-25 Budget</b>			Budget in light yellow cells		Budget in light yellow cells		\$ 5,636,516	Total Allocation - All Sources
<i>Positions in navy blue have been HS-only in the past</i>			Gray cells are budgeted for you				\$ 0	Amount remaining to budget
ELL Lead Stipends	Provided outside of SB		Grant provided		\$ 3,600		\$ -	[Add notes here as needed]
Website Content Manager Stipends	1.00		1.00	Yes	\$ 2,500		\$ 2,500	[Add notes here as needed]
Other Lead Stipend (describe in column H);				Yes			\$ -	[Add notes here as needed]
Other Lead Stipend (describe in column H);				Yes			\$ -	[Add notes here as needed]
Other Lead Stipend (describe in column H);				Yes			\$ -	[Add notes here as needed]
<b>Total Stipends</b>	\$ 2,500		1.00				\$ 2,500	
<b>Non-Personnel</b>								
SA: Instructional Supplies	\$ -			Yes				[Add notes here as needed]
SA: General Supplies	\$ 58,877		\$ 44,580	Yes			\$ 44,580	[Add notes here as needed]
SA: Contracted Services	\$ 28,000		\$ 15,000	Yes			\$ 15,000	[Add notes here as needed]
SA: Professional Development	\$ 82,000		\$ 50,000	Yes			\$ 50,000	[Add notes here as needed]
SA: Technology	\$ -			Yes				[Add notes here as needed]
Athletics: Coaches	\$ -			Yes				[Add notes here as needed]
Athletics: Contracted Services	\$ -			Yes				[Add notes here as needed]
Athletics: Transportation	\$ -			Yes				[Add notes here as needed]
Athletics: Supplies & Uniforms	\$ -			Yes				[Add notes here as needed]
Athletics: Rental Fees	\$ -			Yes				[Add notes here as needed]
Student Activity Stipends	\$ -			Yes				[Add notes here as needed]
Student Activity Supplies	\$ -			Yes				[Add notes here as needed]
Dual Enrollment	\$ - Provided outside of SBB		\$ -	Provided outside of SBB			\$ -	[Add notes here as needed]
SCORE Peer Mediation	\$ - Provided outside of SBB		\$ -	Provided outside of SBB			\$ -	[Add notes here as needed]
Band camp	\$ - Provided outside of SBB		\$ -	Provided outside of SBB			\$ -	[Add notes here as needed]
Choral Supplies	\$ - Provided outside of SBB		\$ -	Provided outside of SBB			\$ -	[Add notes here as needed]
Jr. Air Force ROTC Supplies & Equip.	\$ -			Yes				[Add notes here as needed]
Other (describe in column H)								[Add notes here as needed]
Other (describe in column H)								[Add notes here as needed]
Other (describe in column H)								[Add notes here as needed]
<b>Total Non-Personnel</b>	\$ 168,877		\$ 109,580				\$ 109,580	
<b>Total Budget</b>							\$ 5,636,516	

Pawtucketville		SY23-24 Staff	Required minimum	SY24-25 Budgeted Staff	Check: Sufficient Staff?	Average Salary	Average Benefits	Amount	Notes
<b>School Year 24-25 Budget</b>				Budget in light yellow cells		Budget in light yellow cells		\$ 5,982,062	Total Allocation - All Sources
<i>Positions in navy blue have been HS-only in the past</i>				Gray cells are budgeted for you				\$ (0)	Amount remaining to budget
<b>2100 Principal's Office:</b>									
Principal/Coordinator	1.00	1.00	1.00	Yes	\$	128,740	\$	21,500	\$ 150,240 [Add notes here as needed]
Headmaster				Yes	\$	146,371	\$	24,444	\$ - [Add notes here as needed]
Assistant Principal	1.00	1.00	1.00	Yes	\$	125,952	\$	21,034	\$ 146,986 [Add notes here as needed]
House Deans				Yes	\$	133,155	\$	22,237	\$ - [Add notes here as needed]
Administrative Assistant	1.00	1.00	1.00	Yes	\$	49,553	\$	8,275	\$ 57,828 [Add notes here as needed]
<b>Subtotal</b>	<b>3.00</b>	<b>3.00</b>	<b>3.00</b>						\$ 355,054
<b>Coaches:</b>									
Math Resource Teacher	1.00	1.00	1.00	Yes	\$	95,760	\$	15,992	\$ 111,751 [Add notes here as needed]
Literacy Specialist	1.00	1.00	1.00	Yes	\$	102,000	\$	17,034	\$ 119,034 [Add notes here as needed]
Instructional Specialist				Yes	\$	102,000	\$	17,034	\$ - [Add notes here as needed]
Additional professional development coaches				Yes	\$	101,486	\$	16,948	\$ - [Add notes here as needed]
<b>Subtotal</b>	<b>2.00</b>	<b>2.00</b>	<b>2.00</b>						\$ 230,785
<b>Teachers:</b>									
<b>Classroom Teachers</b>									
PreSchool Teachers	1.00	1.00	1.00	Yes	\$	86,000	\$	14,362	\$ 100,362 [Add notes here as needed]
Kindergarten Teachers	4.00	4.00	4.00	Yes	\$	86,000	\$	14,362	\$ 401,448 [Add notes here as needed]
1st Grade Teachers	4.00	see below	4.00	see below	\$	86,000	\$	14,362	\$ 401,448 [Add notes here as needed]
2nd Grade Teachers	4.00	see below	4.00	see below	\$	86,000	\$	14,362	\$ 401,448 [Add notes here as needed]
3rd Grade Teachers	4.00	see below	4.00	see below	\$	86,000	\$	14,362	\$ 401,448 [Add notes here as needed]
4th Grade Teachers	4.00	see below	4.00	see below	\$	86,000	\$	14,362	\$ 401,448 [Add notes here as needed]
5th Grade Teachers		see below		see below	\$	86,000	\$	14,362	\$ - [Add notes here as needed]
6th Grade Teachers		see below		see below	\$	86,000	\$	14,362	\$ - [Add notes here as needed]
7th Grade Teachers		see below		see below	\$	86,000	\$	14,362	\$ - [Add notes here as needed]
8th Grade Teachers		see below		see below	\$	86,000	\$	14,362	\$ - [Add notes here as needed]
Loopers		see below		see below	\$	86,000	\$	14,362	\$ - [Add notes here as needed]
<b>Subtotal: All Grades 1-8 Teachers</b>	<b>16.00</b>	<b>14.00</b>	<b>16.00</b>	Yes					
<b>Allied Arts</b>									
Art	1.00		1.00	Yes	\$	86,000	\$	14,362	\$ 100,362 [Add notes here as needed]
Music	1.00		1.00	Yes	\$	86,000	\$	14,362	\$ 100,362 [Add notes here as needed]
Physical Education	1.00		1.00	Yes	\$	86,000	\$	14,362	\$ 100,362 [Add notes here as needed]
Technology Ed				Yes	\$	86,000	\$	14,362	\$ - [Add notes here as needed]
Drama				Yes	\$	86,000	\$	14,362	\$ - [Add notes here as needed]
ITS				Yes	\$	86,000	\$	14,362	\$ - [Add notes here as needed]
Content Literacy	1.00		1.00	Yes	\$	86,000	\$	14,362	\$ 100,362 [Add notes here as needed]
Health				Yes	\$	86,000	\$	14,362	\$ - [Add notes here as needed]
Dance				Yes	\$	86,000	\$	14,362	\$ - [Add notes here as needed]
Library/Media Specialist	1.00			Yes	\$	88,355	\$	14,755	\$ - [Add notes here as needed]
Other			1.00	Yes	\$	86,000	\$	14,362	\$ 100,362 Library Teacher & Interventionist
<b>Subject Teachers (High school only)</b>									
Math Teachers		see below		see below	\$	86,000	\$	14,362	\$ - [Add notes here as needed]
Science Teachers		see below		see below	\$	86,000	\$	14,362	\$ - [Add notes here as needed]
Social Studies Teachers		see below		see below	\$	86,000	\$	14,362	\$ - [Add notes here as needed]
English		see below		see below	\$	86,000	\$	14,362	\$ - [Add notes here as needed]
Foreign Language		see below		see below	\$	86,000	\$	14,362	\$ - [Add notes here as needed]
<b>All HS Subject Teachers</b>	<b>0.00</b>	<b>0.0</b>		Yes					
In House Suspension				Yes	\$	86,000	\$	14,362	\$ - [Add notes here as needed]
Consumer Science				Yes	\$	86,000	\$	14,362	\$ - [Add notes here as needed]
Business				Yes	\$	86,000	\$	14,362	\$ - [Add notes here as needed]
Video Production				Yes	\$	86,000	\$	14,362	\$ - [Add notes here as needed]
ROTC				Yes	\$	86,000	\$	14,362	\$ - [Add notes here as needed]
<b>All General Education Teachers</b>	<b>26.00</b>	<b>19.00</b>	<b>26.00</b>						\$ 2,609,412
<b>Special Education Teachers</b>									
Adjustment Teachers		see below			\$	86,000	\$	14,362	\$ - [Add notes here as needed]
LEAP Teachers		see below			\$	86,000	\$	14,362	\$ - [Add notes here as needed]
CSA Teachers	4.00	see below	4.00		\$	86,000	\$	14,362	\$ 401,448 [Add notes here as needed]
Other Special Ed Teachers	4.00	see below	4.00		\$	86,000	\$	14,362	\$ 401,448 [Add notes here as needed]
<b>All Special Education Teachers</b>	<b>8.00</b>	<b>7.00</b>	<b>8.00</b>						
<b>English Language Learners Teachers</b>									
ELL Teachers	4.00	3.00	3.00	Yes	\$	86,000	\$	14,362	\$ 301,086 [Add notes here as needed]
<b>All Teachers</b>	<b>38.00</b>	<b>29.00</b>	<b>37.00</b>						\$ 3,713,394

Pawtucketville	SY23-24 Staff	Required minimum	SY24-25 Budgeted Staff	Check: Sufficient Staff?	Average Salary	Average Benefits	Amount	Notes
School Year 24-25 Budget			Budget in light yellow cells		Budget in light yellow cells		\$ 5,982,062	Total Allocation - All Sources
Positions in navy blue have been HS-only in the past			Gray cells are budgeted for you				\$ (0)	Amount remaining to budget
Paraprofessionals:								
GenEd Paras								
Preschool Para	1.00	1.00	1.00	Yes	\$ 32,745	\$ 5,468	\$ 38,214	[Add notes here as needed]
Kindergarten Para	4.00	4.00	4.00	Yes	\$ 32,745	\$ 5,468	\$ 152,854	[Add notes here as needed]
Mainstream Paras	5.00		7.00	Yes	\$ 32,745	\$ 5,468	\$ 267,492	[Add notes here as needed]
All General Education Paras	10.00	5.0	12.00				\$ 458,559	
Special Education Paras								
Special Education Classroom Paras	12.00	12.0	12.00		\$ 33,493	\$ 5,593	\$ 469,040	[Add notes here as needed]
504 /ItoI	0.00			Funded based on need				[Add notes here as needed]
English Language Learners Paras								
ELL Para	1.00	1.0	1.00	Yes	\$ 33,493	\$ 5,593	\$ 39,087	[Add notes here as needed]
All Paraprofessionals	23.00	18.00	25.00				\$ 966,686	
Student Support:								
Guidance Counselor				Yes	\$ 99,727	\$ 16,654	\$ -	[Add notes here as needed]
Social Worker	2.00		2.00	Yes	\$ 99,164	\$ 16,560	\$ 231,448	[Add notes here as needed]
Mental Health Support Staff	n/a			Yes	\$ 99,164	\$ 16,560	\$ -	[Add notes here as needed]
Behavior Support Staff	n/a			Yes	\$ 86,000	\$ 14,362	\$ -	[Add notes here as needed]
Building Substitute Staff	n/a			Yes	\$ 42,500	\$ 7,098	\$ -	[Add notes here as needed]
ELL Tutor (Title III)	1.00			Yes	\$ 30,240	\$ -	\$ -	[Add notes here as needed]
Tutors (including SEL): 18 hrs/week	8.00			Yes	\$ 30,240	\$ -	\$ -	[Add notes here as needed]
Tutors: 15 hrs/week (Title I)			8.00	Yes	\$ 25,200	\$ -	\$ 201,600	[Add notes here as needed]
Parent Liaisons: Stipended (Title I)				Yes	\$ 4,000	\$ -	\$ -	[Add notes here as needed]
Parent Liaisons: 18 hrs/week (Title I)	1.00		1.00	Yes	\$ 15,120	\$ -	\$ 15,120	[Add notes here as needed]
Parent Liaison, full time				Yes	\$ 37,000	\$ 6,179	\$ -	[Add notes here as needed]
Subtotal	12.00	0.00	11.00				\$ 448,168	
Facilities								
Security Guards				Yes	\$ 49,877	\$ 8,329	\$ -	[Add notes here as needed]
Custodians	3.00	3.00	3.00	Yes	\$ 54,592	\$ 9,117	\$ 191,126	[Add notes here as needed]
Subtotal	3.00	3.00	3.00				\$ 191,126	
High School-Specific Positions								
Associate Head of School				Yes	\$ 139,321	\$ 23,267	\$ -	[Add notes here as needed]
Coordinator of Student Support Services				Yes	\$ 133,188	\$ 22,242	\$ -	[Add notes here as needed]
Discipline & Operations Specialist				Yes	\$ 109,123	\$ 18,224	\$ -	[Add notes here as needed]
Academic Chairs				Yes	\$ 127,667	\$ 21,320	\$ -	[Add notes here as needed]
Director of the Freshman Academy				Yes	\$ 105,000	\$ 17,535	\$ -	[Add notes here as needed]
Student Services Specialist - Freshman Academy				Yes	\$ 100,344	\$ 16,757	\$ -	[Add notes here as needed]
Bursar/Financial Specialist				Yes	\$ 54,307	\$ 9,069	\$ -	[Add notes here as needed]
Clerk Schedulers				Yes	\$ 47,812	\$ 7,985	\$ -	[Add notes here as needed]
Administrator of Athletics				Yes	\$ 132,791	\$ 22,176	\$ -	[Add notes here as needed]
Student Activity Advisor				Yes	\$ 86,220	\$ 14,399	\$ -	[Add notes here as needed]
Subtotal	0.00	0.00	0.00				\$ -	
Other Positions								
Other (describe in column H)				Yes	See Amanda Dupont to estimate salary + benefits		\$ -	
Other (describe in column H)	n/a			Yes	See Amanda Dupont to estimate salary + benefits		\$ -	
Subtotal	0.00		0.00				\$ -	
Total Staffing								
All Staff	81.00		81.00				\$ 5,905,213	
Stipends								
STEM Lead Stipends		Provided outside of SBI	Grant provided		\$ 3,600		\$ -	[Add notes here as needed]
ELL Lead Stipends		Provided outside of SBI	Grant provided		\$ 3,600		\$ -	[Add notes here as needed]
Website Content Manager Stipends	1.00		1.00	Yes	\$ 2,500		\$ 2,500	[Add notes here as needed]
Other Lead Stipend (describe in column H);				Yes			\$ -	[Add notes here as needed]
Other Lead Stipend (describe in column H);				Yes			\$ -	[Add notes here as needed]
Other Lead Stipend (describe in column H);				Yes			\$ -	[Add notes here as needed]
Total Stipends	\$ 2,500		1.00				\$ 2,500	
Non-Personnel								
SA: Instructional Supplies	\$ 50,384			Yes				[Add notes here as needed]
SA: General Supplies	\$ 55,497	\$ 48,077		Yes			\$ 48,077	[Add notes here as needed]
SA: Contracted Services	\$ 12,000	\$ 10,000		Yes			\$ 10,000	[Add notes here as needed]
SA: Professional Development	\$ 15,000	\$ 16,272		Yes			\$ 16,272	[Add notes here as needed]
SA: Technology	\$ 12,000			Yes				[Add notes here as needed]
Athletics: Coaches	\$ -			Yes				[Add notes here as needed]

Pawtucketville	SY23-24 Staff	Required minimum	SY24-25 Budgeted Staff	Check: Sufficient Staff?	Average Salary	Average Benefits	Amount	Notes
<b>School Year 24-25 Budget</b>			Budget in light yellow cells		Budget in light yellow cells		\$ 5,982,062	Total Allocation - All Sources
<i>Positions in navy blue have been HS-only in the past</i>			Gray cells are budgeted for you				\$ (0)	Amount remaining to budget
Athletics: Contracted Services	\$	-		Yes				[Add notes here as needed]
Athletics: Transportation	\$	-		Yes				[Add notes here as needed]
Athletics: Supplies & Uniforms	\$	-		Yes				[Add notes here as needed]
Athletics: Rental Fees	\$	-		Yes				[Add notes here as needed]
Student Activity Stipends	\$	-		Yes				[Add notes here as needed]
Student Activity Supplies	\$	-		Yes				[Add notes here as needed]
Dual Enrollment	\$	-	Provided outside of SBB				\$ -	[Add notes here as needed]
SCORE Peer Mediation	\$	-	Provided outside of SBB				\$ -	[Add notes here as needed]
Band camp	\$	-	Provided outside of SBB				\$ -	[Add notes here as needed]
Choral Supplies	\$	-	Provided outside of SBB				\$ -	[Add notes here as needed]
Jr. Air Force ROTC Supplies & Equip.	\$	-		Yes				[Add notes here as needed]
Other (describe in column H)								[Add notes here as needed]
Other (describe in column H)								[Add notes here as needed]
Other (describe in column H)								[Add notes here as needed]
<b>Total Non-Personnel</b>	\$	144,881	\$ 74,349				\$ 74,349	
<b>Total Budget</b>							\$ 5,982,062	

Pyne Arts Magnet School		SY23-24 Staff	Required minimum	SY24-25 Budgeted Staff	Check: Sufficient Staff?	Average Salary		Average Benefits	Amount	Notes
School Year 24-25 Budget				Budget in light yellow cells		Budget in light yellow cells			\$ 6,281,306	Total Allocation - All Sources
Positions in navy blue have been HS-only in the past				Gray cells are budgeted for you					\$ 0	Amount remaining to budget
2100 Principal's Office:										
Principal/Coordinator	1.00	1.00	1.00		Yes	\$	128,740	\$	21,500	\$ 150,240 [Add notes here as needed]
Headmaster					Yes	\$	146,371	\$	24,444	\$ - [Add notes here as needed]
Assistant Principal	1.00	1.00	1.00		Yes	\$	125,952	\$	21,034	\$ 146,986 [Add notes here as needed]
House Deans					Yes	\$	133,155	\$	22,237	\$ - [Add notes here as needed]
Administrative Assistant	1.00	1.00	1.00		Yes	\$	49,553	\$	8,275	\$ 57,828 [Add notes here as needed]
Subtotal	3.00	3.00	3.00						\$	355,054
Coaches:										
Math Resource Teacher	1.00		1.00		Yes	\$	95,760	\$	15,992	\$ 111,751 [Add notes here as needed]
Literacy Specialist					Yes	\$	102,000	\$	17,034	\$ - [Add notes here as needed]
Instructional Specialist	1.00		1.00		Yes	\$	102,000	\$	17,034	\$ 119,034 [Add notes here as needed]
Additional professional development coaches					Yes	\$	101,486	\$	16,948	\$ - [Add notes here as needed]
Subtotal	2.00	0.00	2.00						\$	230,785
Teachers:										
Classroom Teachers										
PreSchool Teachers	1.00	1.00	1.00		Yes	\$	86,000	\$	14,362	\$ 100,362 [Add notes here as needed]
Kindergarten Teachers	2.00	2.00	2.00		Yes	\$	86,000	\$	14,362	\$ 200,724 [Add notes here as needed]
1st Grade Teachers	2.00	see below	2.00		see below	\$	86,000	\$	14,362	\$ 200,724 [Add notes here as needed]
2nd Grade Teachers	2.00	see below	2.00		see below	\$	86,000	\$	14,362	\$ 200,724 [Add notes here as needed]
3rd Grade Teachers	2.00	see below	2.00		see below	\$	86,000	\$	14,362	\$ 200,724 [Add notes here as needed]
4th Grade Teachers	2.00	see below	2.00		see below	\$	86,000	\$	14,362	\$ 200,724 [Add notes here as needed]
5th Grade Teachers	2.00	see below	2.00		see below	\$	86,000	\$	14,362	\$ 200,724 [Add notes here as needed]
6th Grade Teachers	2.00	see below	2.00		see below	\$	86,000	\$	14,362	\$ 200,724 [Add notes here as needed]
7th Grade Teachers	2.00	see below	2.00		see below	\$	86,000	\$	14,362	\$ 200,724 [Add notes here as needed]
8th Grade Teachers	2.00	see below	2.00		see below	\$	86,000	\$	14,362	\$ 200,724 [Add notes here as needed]
Loopers		see below	1.00		see below	\$	86,000	\$	14,362	\$ 100,362 Intervention Teacher
Subtotal: All Grades 1-8 Teachers	16.00	16.00	17.00		Yes					
Allied Arts										
Art	1.00		1.00		Yes	\$	86,000	\$	14,362	\$ 100,362 [Add notes here as needed]
Music	2.00		2.00		Yes	\$	86,000	\$	14,362	\$ 200,724 [Add notes here as needed]
Physical Education	1.00		1.00		Yes	\$	86,000	\$	14,362	\$ 100,362 [Add notes here as needed]
Technology Ed	1.00		1.00		Yes	\$	86,000	\$	14,362	\$ 100,362 [Add notes here as needed]
Drama	1.00		1.00		Yes	\$	86,000	\$	14,362	\$ 100,362 [Add notes here as needed]
ITS					Yes	\$	86,000	\$	14,362	\$ - [Add notes here as needed]
Content Literacy					Yes	\$	86,000	\$	14,362	\$ - [Add notes here as needed]
Health					Yes	\$	86,000	\$	14,362	\$ - [Add notes here as needed]
Dance	1.00		1.00		Yes	\$	86,000	\$	14,362	\$ 100,362 [Add notes here as needed]
Library/Media Specialist					Yes	\$	88,355	\$	14,755	\$ - [Add notes here as needed]
Other	1.00		1.00		Yes	\$	86,000	\$	14,362	\$ 100,362 .2 Health/.8 Library Teacher
Subject Teachers (High school only)										
Math Teachers	see below				see below	\$	86,000	\$	14,362	\$ - [Add notes here as needed]
Science Teachers	see below				see below	\$	86,000	\$	14,362	\$ - [Add notes here as needed]
Social Studies Teachers	see below				see below	\$	86,000	\$	14,362	\$ - [Add notes here as needed]
English	see below				see below	\$	86,000	\$	14,362	\$ - [Add notes here as needed]
Foreign Language	see below				see below	\$	86,000	\$	14,362	\$ - [Add notes here as needed]
All HS Subject Teachers	0.00				Yes					[Add notes here as needed]
In House Suspension					Yes	\$	86,000	\$	14,362	\$ - [Add notes here as needed]
Consumer Science					Yes	\$	86,000	\$	14,362	\$ - [Add notes here as needed]
Business					Yes	\$	86,000	\$	14,362	\$ - [Add notes here as needed]
Video Production					Yes	\$	86,000	\$	14,362	\$ - [Add notes here as needed]
ROTC					Yes	\$	86,000	\$	14,362	\$ - [Add notes here as needed]
All General Education Teachers	27.00	19.00	28.00						\$	2,810,136
Special Education Teachers										
Adjustment Teachers	see below					\$	86,000	\$	14,362	\$ - [Add notes here as needed]
LEAP Teachers	see below					\$	86,000	\$	14,362	\$ - [Add notes here as needed]
CSA Teachers	4.00	see below	4.00			\$	86,000	\$	14,362	\$ 401,448 [Add notes here as needed]
Other Special Ed Teachers	5.00	see below	5.00			\$	86,000	\$	14,362	\$ 501,810 [Add notes here as needed]
All Special Education Teachers	9.00	9.00	9.00							

Pyne Arts Magnet School		SY23-24 Staff	Required minimum	SY24-25 Budgeted Staff	Check: Sufficient Staff?	Average Salary	Average Benefits	Amount	Notes
School Year 24-25 Budget				Budget in light yellow cells		Budget in light yellow cells		\$ 6,281,306	Total Allocation - All Sources
Positions in navy blue have been HS-only in the past				Gray cells are budgeted for you				\$ 0	Amount remaining to budget
English Language Learners Teachers									
ELL Teachers	4.00	2.00	3.00	Yes	\$	86,000	\$ 14,362	\$ 301,086	[Add notes here as needed]
All Teachers	40.00	30.00	40.00					\$ 4,014,480	
Paraprofessionals:									
GenEd Paras									
Preschool Para	1.00	1.00	1.00	Yes	\$	32,745	\$ 5,468	\$ 38,214	[Add notes here as needed]
Kindergarten Para	2.00	2.00	2.00	Yes	\$	32,745	\$ 5,468	\$ 76,427	[Add notes here as needed]
Mainstream Paras	7.00		6.00	Yes	\$	32,745	\$ 5,468	\$ 229,279	[Add notes here as needed]
All General Education Paras	10.00	0.0	9.00					\$ 343,919	
Special Education Paras									
Special Education Classroom Paras	12.00	12.0	12.00		\$	33,493	\$ 5,593	\$ 469,040	[Add notes here as needed]
504 /1to1	5.00	2.00	5.00	Funded based on need					[Add notes here as needed]
English Language Learners Paras									
ELL Para	2.00		1.00	Yes	\$	33,493	\$ 5,593	\$ 39,087	[Add notes here as needed]
All Paraprofessionals	29.00	14.00	27.00					\$ 852,046	
Student Support:									
Guidance Counselor	1.00	1.00	1.00	Yes	\$	99,727	\$ 16,654	\$ 116,382	[Add notes here as needed]
Social Worker	1.00		1.00	Yes	\$	99,164	\$ 16,560	\$ 115,724	[Add notes here as needed]
Mental Health Support Staff	1.00		1.00	Yes	\$	99,164	\$ 16,560	\$ 115,724	[Add notes here as needed]
Behavior Support Staff				Yes	\$	86,000	\$ 14,362	\$ -	[Add notes here as needed]
Building Substitute Staff				Yes	\$	42,500	\$ 7,098	\$ -	[Add notes here as needed]
ELL Tutor (Title III)	1.00		1.00	Yes	\$	30,240	\$	\$ 30,240	[Add notes here as needed]
Tutors (including SEL): 18 hrs/week	7.00		4.00	Yes	\$	30,240	\$	\$ 120,960	[Add notes here as needed]
Tutors: 15 hrs/week (Title I)				Yes	\$	25,200	\$	\$ -	[Add notes here as needed]
Parent Liaisons: Stipended (Title I)				Yes	\$	4,000	\$	\$ -	[Add notes here as needed]
Parent Liaisons: 18 hrs/week (Title I)	1.00			Yes	\$	15,120	\$	\$ -	[Add notes here as needed]
Parent Liaison, full time	1.00			Yes	\$	37,000	\$ 6,179	\$ -	[Add notes here as needed]
Subtotal	13.00	1.00	8.00					\$ 499,030	
Facilities									
Security Guards				Yes	\$	49,877	\$ 8,329	\$ -	[Add notes here as needed]
Custodians	4.00	3.00	4.00	Yes	\$	54,592	\$ 9,117	\$ 254,835	[Add notes here as needed]
Subtotal	4.00	3.00	4.00					\$ 254,835	
High School-Specific Positions									
Associate Head of School				Yes	\$	139,321	\$ 23,267	\$ -	[Add notes here as needed]
Coordinator of Student Support Services				Yes	\$	133,188	\$ 22,242	\$ -	[Add notes here as needed]
Discipline & Operations Specialist				Yes	\$	109,123	\$ 18,224	\$ -	[Add notes here as needed]
Academic Chairs				Yes	\$	127,667	\$ 21,320	\$ -	[Add notes here as needed]
Director of the Freshman Academy				Yes	\$	105,000	\$ 17,535	\$ -	[Add notes here as needed]
Student Services Specialist - Freshman Academy				Yes	\$	100,344	\$ 16,757	\$ -	[Add notes here as needed]
Bursar/Financial Specialist				Yes	\$	54,307	\$ 9,069	\$ -	[Add notes here as needed]
Clerk Schedulers				Yes	\$	47,812	\$ 7,985	\$ -	[Add notes here as needed]
Administrator of Athletics				Yes	\$	132,791	\$ 22,176	\$ -	[Add notes here as needed]
Student Activity Advisor				Yes	\$	86,220	\$ 14,399	\$ -	[Add notes here as needed]
Subtotal	0.00	0.00	0.00					\$ -	
Other Positions									
Other (describe in column H)				Yes	See Amanda Dupont to estimate salary + benefits		\$ -	\$ -	[Add notes here as needed]
Other (describe in column H)				Yes	See Amanda Dupont to estimate salary + benefits		\$ -	\$ -	[Add notes here as needed]
Subtotal	0.00		0.00					\$ -	
Total Staffing									
All Staff	91.00		84.00					\$ 6,206,230	
Stipends									
STEM Lead Stipends		Provided outside of SB	Grant provided		\$	3,600	\$ -	\$ -	[Add notes here as needed]

Pyne Arts Magnet School		SV23-24 Staff Required minimum	SY24-25 Budgeted Staff	Check: Sufficient Staff?	Average Salary	Average Benefits	Amount	Notes
School Year 24-25 Budget			Budget in light yellow cells		Budget in light yellow cells		\$ 6,281,306	Total Allocation - All Sources
Positions in navy blue have been HS-only in the past			Gray cells are budgeted for you				\$ 0	Amount remaining to budget
ELL Lead Stipends	Provided outside of SB		Grant provided		\$ 3,600		\$ -	[Add notes here as needed]
Website Content Manager Stipends	1.00			Yes	\$ 2,500		\$ -	staff completes tasks
Other Lead Stipend (describe in column H);				Yes			\$ -	[Add notes here as needed]
Other Lead Stipend (describe in column H);				Yes			\$ -	[Add notes here as needed]
Other Lead Stipend (describe in column H);				Yes			\$ -	[Add notes here as needed]
Total Stipends	\$ 2,500		0.00				\$ -	
Non-Personnel								
SA: Instructional Supplies	\$ 30,000		\$ 5,000	Yes			\$ 5,000	[Add notes here as needed]
SA: General Supplies	\$ 53,298		\$ 50,076	Yes			\$ 50,076	[Add notes here as needed]
SA: Contracted Services	\$ 15,000		\$ 5,000	Yes			\$ 5,000	[Add notes here as needed]
SA: Professional Development	\$ 20,000		\$ 10,000	Yes			\$ 10,000	[Add notes here as needed]
SA: Technology	\$ 15,000		\$ 5,000	Yes			\$ 5,000	[Add notes here as needed]
Athletics: Coaches	\$ -			Yes				[Add notes here as needed]
Athletics: Contracted Services	\$ -			Yes				[Add notes here as needed]
Athletics: Transportation	\$ -			Yes				[Add notes here as needed]
Athletics: Supplies & Uniforms	\$ -			Yes				[Add notes here as needed]
Athletics: Rental Fees	\$ -			Yes				[Add notes here as needed]
Student Activity Stipends	\$ -			Yes				[Add notes here as needed]
Student Activity Supplies	\$ -			Yes				[Add notes here as needed]
Dual Enrollment	\$ - Provided outside of SBB		\$ -	Provided outside of SBB			\$ -	[Add notes here as needed]
SCORE Peer Mediation	\$ - Provided outside of SBB		\$ -	Provided outside of SBB			\$ -	[Add notes here as needed]
Band camp	\$ - Provided outside of SBB		\$ -	Provided outside of SBB			\$ -	[Add notes here as needed]
Choral Supplies	\$ - Provided outside of SBB		\$ -	Provided outside of SBB			\$ -	[Add notes here as needed]
Jr. Air Force ROTC Supplies & Equip.	\$ -			Yes				[Add notes here as needed]
Other (describe in column H)								[Add notes here as needed]
Other (describe in column H)								[Add notes here as needed]
Other (describe in column H)								[Add notes here as needed]
Total Non-Personnel	\$ 133,298		\$ 75,076				\$ 75,076	
Total Budget							\$ 6,281,306	



Reilly	SY23-24 Staff		Required minimum	SY24-25 Budgeted Staff	Check: Sufficient Staff?	Average Salary		Average Benefits		Amount	Notes
School Year 24-25 Budget				Budget in light yellow cells		Budget in light yellow cells			\$ 6,003,693	Total Allocation - All Sources	
Positions in navy blue have been HS-only in the past				Gray cells are budgeted for you					\$ 0	Amount remaining to budget	
2100 Principal's Office:											
Principal/Coordinator	1.00	1.00	1.00		Yes	\$	128,740	\$	21,500	\$ 150,240	[Add notes here as needed]
Headmaster					Yes	\$	146,371	\$	24,444	\$ -	[Add notes here as needed]
Assistant Principal	1.00	1.00	1.00		Yes	\$	125,952	\$	21,034	\$ 146,986	[Add notes here as needed]
House Deans					Yes	\$	133,155	\$	22,237	\$ -	[Add notes here as needed]
Administrative Assistant	1.00	1.00	1.00		Yes	\$	49,553	\$	8,275	\$ 57,828	[Add notes here as needed]
Subtotal	3.00	3.00	3.00							\$ 355,054	
Coaches:											
Math Resource Teacher	1.00		1.00		Yes	\$	95,760	\$	15,992	\$ 111,751	[Add notes here as needed]
Literacy Specialist	1.00		1.00		Yes	\$	102,000	\$	17,034	\$ 119,034	[Add notes here as needed]
Instructional Specialist					Yes	\$	102,000	\$	17,034	\$ -	[Add notes here as needed]
Additional professional development coaches					Yes	\$	101,486	\$	16,948	\$ -	[Add notes here as needed]
Subtotal	2.00	0.00	2.00							\$ 230,785	
Teachers:											
Classroom Teachers											
PreSchool Teachers	1.00	1.00	1.00		Yes	\$	86,000	\$	14,362	\$ 100,362	[Add notes here as needed]
Kindergarten Teachers	4.00	4.00	4.00		Yes	\$	86,000	\$	14,362	\$ 401,448	[Add notes here as needed]
1st Grade Teachers	4.00	see below	4.00		see below	\$	86,000	\$	14,362	\$ 401,448	[Add notes here as needed]
2nd Grade Teachers	4.00	see below	4.00		see below	\$	86,000	\$	14,362	\$ 401,448	[Add notes here as needed]
3rd Grade Teachers	4.00	see below	4.00		see below	\$	86,000	\$	14,362	\$ 401,448	[Add notes here as needed]
4th Grade Teachers	4.00	see below	4.00		see below	\$	86,000	\$	14,362	\$ 401,448	[Add notes here as needed]
5th Grade Teachers		see below			see below	\$	86,000	\$	14,362	\$ -	[Add notes here as needed]
6th Grade Teachers		see below			see below	\$	86,000	\$	14,362	\$ -	[Add notes here as needed]
7th Grade Teachers		see below			see below	\$	86,000	\$	14,362	\$ -	[Add notes here as needed]
8th Grade Teachers		see below			see below	\$	86,000	\$	14,362	\$ -	[Add notes here as needed]
Loopers	1.00	see below	1.00		see below	\$	86,000	\$	14,362	\$ 100,362	[Add notes here as needed]
Subtotal: All Grades 1-8 Teachers	17.00	14.00	17.00		Yes						
Allied Arts											
Art	1.00		1.00		Yes	\$	86,000	\$	14,362	\$ 100,362	[Add notes here as needed]
Music	1.00		1.00		Yes	\$	86,000	\$	14,362	\$ 100,362	[Add notes here as needed]
Physical Education	1.00		1.00		Yes	\$	86,000	\$	14,362	\$ 100,362	[Add notes here as needed]
Technology Ed	1.00				Yes	\$	86,000	\$	14,362	\$ -	[Add notes here as needed]
Drama					Yes	\$	86,000	\$	14,362	\$ -	[Add notes here as needed]
ITS					Yes	\$	86,000	\$	14,362	\$ -	[Add notes here as needed]
Content Literacy					Yes	\$	86,000	\$	14,362	\$ -	[Add notes here as needed]
Health					Yes	\$	86,000	\$	14,362	\$ -	[Add notes here as needed]
Dance					Yes	\$	86,000	\$	14,362	\$ -	[Add notes here as needed]
Library/Media Specialist					Yes	\$	88,355	\$	14,755	\$ -	[Add notes here as needed]
Other			1.00		Yes	\$	86,000	\$	14,362	\$ 100,362	Library Teacher
Subject Teachers (High school only)											
Math Teachers	see below				see below	\$	86,000	\$	14,362	\$ -	[Add notes here as needed]
Science Teachers	see below				see below	\$	86,000	\$	14,362	\$ -	[Add notes here as needed]
Social Studies Teachers	see below				see below	\$	86,000	\$	14,362	\$ -	[Add notes here as needed]
English	see below				see below	\$	86,000	\$	14,362	\$ -	[Add notes here as needed]
Foreign Language	see below				see below	\$	86,000	\$	14,362	\$ -	[Add notes here as needed]
All HS Subject Teachers					Yes						[Add notes here as needed]
In House Suspension					Yes	\$	86,000	\$	14,362	\$ -	[Add notes here as needed]
Consumer Science					Yes	\$	86,000	\$	14,362	\$ -	[Add notes here as needed]
Business					Yes	\$	86,000	\$	14,362	\$ -	[Add notes here as needed]
Video Production					Yes	\$	86,000	\$	14,362	\$ -	[Add notes here as needed]
ROTC					Yes	\$	86,000	\$	14,362	\$ -	[Add notes here as needed]
All General Education Teachers	26.00	19.00	26.00							\$ 2,609,412	
Special Education Teachers											
Adjustment Teachers	see below					\$	86,000	\$	14,362	\$ -	[Add notes here as needed]
LEAP Teachers	see below					\$	86,000	\$	14,362	\$ -	[Add notes here as needed]
CSA Teachers	3.00	see below	3.00			\$	86,000	\$	14,362	\$ 301,086	[Add notes here as needed]
Other Special Ed Teachers	5.00	see below	5.00			\$	86,000	\$	14,362	\$ 501,810	[Add notes here as needed]
All Special Education Teachers	8.00	8.0	8.00								

Reilly	SY23-24 Staff	Required minimum	SY24-25 Budgeted Staff	Check: Sufficient Staff?	Average Salary	Average Benefits	Amount	Notes
<b>School Year 24-25 Budget</b>			Budget in light yellow cells		Budget in light yellow cells		\$ 6,003,693	Total Allocation - All Sources
<i>Positions in navy blue have been HS-only in the past</i>			Gray cells are budgeted for you				\$ 0	Amount remaining to budget
<b>English Language Learners Teachers</b>								
ELL Teachers	4.00	3.0	4.00	Yes	\$ 86,000	\$ 14,362	\$ 401,448	[Add notes here as needed]
<b>All Teachers</b>	<b>38.00</b>	<b>30.00</b>	<b>38.00</b>				\$ 3,813,756	
<b>Paraprofessionals:</b>								
<b>GenEd Paras</b>								
Preschool Para	1.00	1.00	1.00	Yes	\$ 32,745	\$ 5,468	\$ 38,214	[Add notes here as needed]
Kindergarten Para	4.00	4.00	4.00	Yes	\$ 32,745	\$ 5,468	\$ 152,854	[Add notes here as needed]
Mainstream Paras	6.00		5.00	Yes	\$ 32,745	\$ 5,468	\$ 191,066	[Add notes here as needed]
<b>All General Education Paras</b>	<b>11.00</b>	<b>0.0</b>	<b>10.00</b>				\$ 382,133	
<b>Special Education Paras</b>								
Special Education Classroom Paras	9.00	9.0	9.00		\$ 33,493	\$ 5,593	\$ 351,780	[Add notes here as needed]
504 /1to1				Funded based on need				[Add notes here as needed]
<b>English Language Learners Paras</b>								
ELL Para	4.00	1.0	4.00	Yes	\$ 33,493	\$ 5,593	\$ 156,347	[Add notes here as needed]
<b>All Paraprofessionals</b>	<b>24.00</b>	<b>10.00</b>	<b>23.00</b>				\$ 890,260	
<b>Student Support:</b>								
Guidance Counselor				Yes	\$ 99,727	\$ 16,654	\$ -	[Add notes here as needed]
Social Worker	1.00		1.40	Yes	\$ 99,164	\$ 16,560	\$ 162,014	[Add notes here as needed]
Mental Health Support Staff				Yes	\$ 99,164	\$ 16,560	\$ -	[Add notes here as needed]
Behavior Support Staff	1.00			Yes	\$ 86,000	\$ 14,362	\$ -	[Add notes here as needed]
Building Substitute Staff				Yes	\$ 42,500	\$ 7,098	\$ -	[Add notes here as needed]
ELL Tutor (Title III)	1.00		1.00	Yes	\$ 30,240	\$ 30,240	\$ 30,240	[Add notes here as needed]
Tutors (including SEL): 18 hrs/week	3.00		4.00	Yes	\$ 30,240	\$ 120,960	\$ 120,960	[Add notes here as needed]
Tutors: 15 hrs/week (Title I)	5.00		5.00	Yes	\$ 25,200	\$ 126,000	\$ 126,000	[Add notes here as needed]
Parent Liaisons: Stipended (Title I)				Yes	\$ 4,000	\$ -	\$ -	[Add notes here as needed]
Parent Liaisons: 18 hrs/week (Title I)				Yes	\$ 15,120	\$ -	\$ -	[Add notes here as needed]
Parent Liaison, full time	1.00			Yes	\$ 37,000	\$ 6,179	\$ -	[Add notes here as needed]
<b>Subtotal</b>	<b>12.00</b>	<b>0.00</b>	<b>11.40</b>				\$ 439,214	
<b>Facilities</b>								
Security Guards				Yes	\$ 49,877	\$ 8,329	\$ -	[Add notes here as needed]
Custodians	3.00	3.00	3.00	Yes	\$ 54,592	\$ 9,117	\$ 191,126	[Add notes here as needed]
<b>Subtotal</b>	<b>3.00</b>	<b>3.00</b>	<b>3.00</b>				\$ 191,126	
<b>High School-Specific Positions</b>								
Associate Head of School				Yes	\$ 139,321	\$ 23,267	\$ -	[Add notes here as needed]
Coordinator of Student Support Services				Yes	\$ 133,188	\$ 22,242	\$ -	[Add notes here as needed]
Discipline & Operations Specialist				Yes	\$ 109,123	\$ 18,224	\$ -	[Add notes here as needed]
Academic Chairs				Yes	\$ 127,667	\$ 21,320	\$ -	[Add notes here as needed]
Director of the Freshman Academy				Yes	\$ 105,000	\$ 17,535	\$ -	[Add notes here as needed]
Student Services Specialist - Freshman Academy				Yes	\$ 100,344	\$ 16,757	\$ -	[Add notes here as needed]
Bursar/Financial Specialist				Yes	\$ 54,307	\$ 9,069	\$ -	[Add notes here as needed]
Clerk Schedulers				Yes	\$ 47,812	\$ 7,985	\$ -	[Add notes here as needed]
Administrator of Athletics				Yes	\$ 132,791	\$ 22,176	\$ -	[Add notes here as needed]
Student Activity Advisor				Yes	\$ 86,220	\$ 14,399	\$ -	[Add notes here as needed]
<b>Subtotal</b>	<b>0.00</b>	<b>0.00</b>	<b>0.00</b>				\$ -	
<b>Other Positions</b>								
Other (describe in column H)	n/a			Yes	See Amanda Dupont to estimate salary + benefits	\$ -	\$ -	[Add notes here as needed]
Other (describe in column H)	n/a			Yes	See Amanda Dupont to estimate salary + benefits	\$ -	\$ -	[Add notes here as needed]
<b>Subtotal</b>			<b>0.00</b>				\$ -	
<b>Total Staffing</b>								
<b>All Staff</b>	<b>82.00</b>		<b>80.40</b>				\$ 5,920,195	
<b>Stipends</b>								
STEM Lead Stipends		Provided outside of SB	Grant provided		\$ 3,600	\$ -	\$ -	[Add notes here as needed]

Reilly	SY23-24 Staff	Required minimum	SY24-25 Budgeted Staff	Check: Sufficient Staff?	Average Salary	Average Benefits	Amount	Notes
<b>School Year 24-25 Budget</b>			Budget in light yellow cells		Budget in light yellow cells		\$ 6,003,693	Total Allocation - All Sources
<i>Positions in navy blue have been HS-only in the past</i>			Gray cells are budgeted for you				\$ 0	Amount remaining to budget
ELL Lead Stipends	Provided outside of SB		Grant provided		\$ 3,600		\$ -	[Add notes here as needed]
Website Content Manager Stipends	1.00			Yes	\$ 2,500		\$ -	[Add notes here as needed]
Other Lead Stipend (describe in column H);				Yes			\$ -	[Add notes here as needed]
Other Lead Stipend (describe in column H);				Yes			\$ -	[Add notes here as needed]
Other Lead Stipend (describe in column H);				Yes			\$ -	[Add notes here as needed]
<b>Total Stipends</b>	\$ 2,500		0.00				\$ -	
<b>Non-Personnel</b>								
SA: Instructional Supplies	\$ 30,000			Yes				[Add notes here as needed]
SA: General Supplies	\$ 52,766		\$ 59,998	Yes			\$ 59,998	[Add notes here as needed]
SA: Contracted Services	\$ 3,500		\$ 3,500	Yes			\$ 3,500	[Add notes here as needed]
SA: Professional Development	\$ 60,000		\$ 20,000	Yes			\$ 20,000	[Add notes here as needed]
SA: Technology	\$ 5,000			Yes				[Add notes here as needed]
Athletics: Coaches	\$ -			Yes				[Add notes here as needed]
Athletics: Contracted Services	\$ -			Yes				[Add notes here as needed]
Athletics: Transportation	\$ -			Yes				[Add notes here as needed]
Athletics: Supplies & Uniforms	\$ -			Yes				[Add notes here as needed]
Athletics: Rental Fees	\$ -			Yes				[Add notes here as needed]
Student Activity Stipends	\$ -			Yes				[Add notes here as needed]
Student Activity Supplies	\$ -			Yes				[Add notes here as needed]
Dual Enrollment	\$ - Provided outside of SBB	\$ -		Provided outside of SBB			\$ -	[Add notes here as needed]
SCORE Peer Mediation	\$ - Provided outside of SBB	\$ -		Provided outside of SBB			\$ -	[Add notes here as needed]
Band camp	\$ - Provided outside of SBB	\$ -		Provided outside of SBB			\$ -	[Add notes here as needed]
Choral Supplies	\$ - Provided outside of SBB	\$ -		Provided outside of SBB			\$ -	[Add notes here as needed]
Jr. Air Force ROTC Supplies & Equip.	\$ -			Yes				[Add notes here as needed]
Other (describe in column H)								[Add notes here as needed]
Other (describe in column H)								[Add notes here as needed]
Other (describe in column H)								[Add notes here as needed]
<b>Total Non-Personnel</b>	\$ 151,266		\$ 83,498				\$ 83,498	
<b>Total Budget</b>								
							\$ 6,003,693	

Robinson	SY23-24 Staff	Required minimum	SY24-25 Budgeted Staff	Check: Sufficient Staff?	Average Salary	Average Benefits	Amount	Notes
School Year 24-25 Budget			Budget in light yellow cells		Budget in light yellow cells		\$ 7,776,377	Total Allocation - All Sources
Positions in navy blue have been HS-only in the past			Gray cells are budgeted for you				\$ (0)	Amount remaining to budget
2100 Principal's Office:								
Principal/Coordinator	1.00	1.00	1.00	Yes	\$	128,740	\$ 21,500	\$ 150,240 [Add notes here as needed]
Headmaster				Yes	\$	146,371	\$ 24,444	\$ - [Add notes here as needed]
Assistant Principal	2.00		2.00	Yes	\$	125,952	\$ 21,034	\$ 293,972 [Add notes here as needed]
House Deans				Yes	\$	133,155	\$ 22,237	\$ - [Add notes here as needed]
Administrative Assistant	1.00	1.00	1.00	Yes	\$	49,553	\$ 8,275	\$ 57,828 [Add notes here as needed]
Subtotal	4.00	2.00	4.00				\$	\$ 502,040
Coaches:								
Math Resource Teacher	1.00		1.00	Yes	\$	95,760	\$ 15,992	\$ 111,751 [Add notes here as needed]
Literacy Specialist				Yes	\$	102,000	\$ 17,034	\$ - [Add notes here as needed]
Instructional Specialist	1.00		1.00	Yes	\$	102,000	\$ 17,034	\$ 119,034 [Add notes here as needed]
Additional professional development coaches				Yes	\$	101,486	\$ 16,948	\$ - [Add notes here as needed]
Subtotal	2.00	0.00	2.00				\$	\$ 230,785
Teachers:								
Classroom Teachers								
PreSchool Teachers				Yes	\$	86,000	\$ 14,362	\$ - [Add notes here as needed]
Kindergarten Teachers				Yes	\$	86,000	\$ 14,362	\$ - [Add notes here as needed]
1st Grade Teachers	see below			see below	\$	86,000	\$ 14,362	\$ - [Add notes here as needed]
2nd Grade Teachers	see below			see below	\$	86,000	\$ 14,362	\$ - [Add notes here as needed]
3rd Grade Teachers	see below			see below	\$	86,000	\$ 14,362	\$ - [Add notes here as needed]
4th Grade Teachers	see below			see below	\$	86,000	\$ 14,362	\$ - [Add notes here as needed]
5th Grade Teachers	6.00	see below	6.00	see below	\$	86,000	\$ 14,362	\$ 602,172 [Add notes here as needed]
6th Grade Teachers	6.00	see below	6.00	see below	\$	86,000	\$ 14,362	\$ 602,172 [Add notes here as needed]
7th Grade Teachers	6.00	see below	6.00	see below	\$	86,000	\$ 14,362	\$ 602,172 [Add notes here as needed]
8th Grade Teachers	6.00	see below	6.00	see below	\$	86,000	\$ 14,362	\$ 602,172 [Add notes here as needed]
Loopers	6.00	see below	6.00	see below	\$	86,000	\$ 14,362	\$ 602,172 [Add notes here as needed]
Subtotal: All Grades 1-8 Teachers	30.00	25.00	30.00	Yes				
Allied Arts								
Art	1.00		1.00	Yes	\$	86,000	\$ 14,362	\$ 100,362 [Add notes here as needed]
Music	1.00		1.00	Yes	\$	86,000	\$ 14,362	\$ 100,362 [Add notes here as needed]
Physical Education	2.00		2.00	Yes	\$	86,000	\$ 14,362	\$ 200,724 [Add notes here as needed]
Technology Ed	1.00		1.00	Yes	\$	86,000	\$ 14,362	\$ 100,362 [Add notes here as needed]
Drama				Yes	\$	86,000	\$ 14,362	\$ - [Add notes here as needed]
ITS				Yes	\$	86,000	\$ 14,362	\$ - [Add notes here as needed]
Content Literacy				Yes	\$	86,000	\$ 14,362	\$ - [Add notes here as needed]
Health	1.00		1.00	Yes	\$	86,000	\$ 14,362	\$ 100,362 [Add notes here as needed]
Dance				Yes	\$	86,000	\$ 14,362	\$ - [Add notes here as needed]
Library/Media Specialist			0.00	Yes	\$	88,355	\$ 14,755	\$ - [Add notes here as needed]
Other	3.00		3.00	Yes	\$	86,000	\$ 14,362	\$ 301,086 [Add notes here as needed]
Subject Teachers (High school only)								
Math Teachers	see below			see below	\$	86,000	\$ 14,362	\$ - [Add notes here as needed]
Science Teachers	see below			see below	\$	86,000	\$ 14,362	\$ - [Add notes here as needed]
Social Studies Teachers	see below			see below	\$	86,000	\$ 14,362	\$ - [Add notes here as needed]
English	see below			see below	\$	86,000	\$ 14,362	\$ - [Add notes here as needed]
Foreign Language	see below			see below	\$	86,000	\$ 14,362	\$ - [Add notes here as needed]
All HS Subject Teachers	0.00	0.0		Yes				
In House Suspension				Yes	\$	86,000	\$ 14,362	\$ - [Add notes here as needed]
Consumer Science				Yes	\$	86,000	\$ 14,362	\$ - [Add notes here as needed]
Business				Yes	\$	86,000	\$ 14,362	\$ - [Add notes here as needed]
Video Production				Yes	\$	86,000	\$ 14,362	\$ - [Add notes here as needed]
ROTC				Yes	\$	86,000	\$ 14,362	\$ - [Add notes here as needed]
All General Education Teachers	39.00	25.00	39.00				\$	\$ 3,914,118
Special Education Teachers								
Adjustment Teachers	see below				\$	86,000	\$ 14,362	\$ - [Add notes here as needed]
LEAP Teachers	see below				\$	86,000	\$ 14,362	\$ - [Add notes here as needed]
CSA Teachers	2.00	see below	2.00		\$	86,000	\$ 14,362	\$ 200,724 [Add notes here as needed]
Other Special Ed Teachers	9.00	see below	7.00		\$	86,000	\$ 14,362	\$ 702,534 Only 7 23-24, not 9
All Special Education Teachers	11.00	9.0	9.00					
English Language Learners Teachers								
ELL Teachers	6.00	4.0	6.00	Yes	\$	86,000	\$ 14,362	\$ 602,172 [Add notes here as needed]
All Teachers	56.00	38.00	54.00				\$	\$ 5,419,548

<b>Robinson</b>		<b>SY23-24 Staff</b>	<b>Required minimum</b>	<b>SY24-25 Budgeted Staff</b>	<b>Check: Sufficient Staff?</b>	<b>Average Salary</b>	<b>Average Benefits</b>	<b>Amount</b>	<b>Notes</b>
<b>School Year 24-25 Budget</b>				Budget in light yellow cells		Budget in light yellow cells		\$ 7,776,377	Total Allocation - All Sources
<i>Positions in navy blue have been HS-only in the past</i>				Gray cells are budgeted for you				\$ (0)	Amount remaining to budget
<b>Paraprofessionals:</b>									
<b>GenEd Paras</b>									
	Preschool Para				Yes	\$ 32,745	\$ 5,468	\$ -	[Add notes here as needed]
	Kindergarten Para				Yes	\$ 32,745	\$ 5,468	\$ -	[Add notes here as needed]
	Mainstream Paras	4.00		4.00	Yes	\$ 32,745	\$ 5,468	\$ 152,852	[Add notes here as needed]
	<b>All General Education Paras</b>	4.00	0.0	4.00				\$ 152,852	
<b>Special Education Paras</b>									
	Special Education Classroom Paras	8.00	8.0	8.00		\$ 33,493	\$ 5,593	\$ 312,693	[Add notes here as needed]
	504 /ItoI	1.00		1.00	Funded based on need				[Add notes here as needed]
<b>English Language Learners Paras</b>									
	ELL Para	1.00		0.00	Yes	\$ 33,493	\$ 5,593	\$ -	[Add notes here as needed]
	<b>All Paraprofessionals</b>	14.00	8.00	13.00				\$ 465,546	
<b>Student Support:</b>									
	Guidance Counselor	1.00	1.00	1.00	Yes	\$ 99,727	\$ 16,654	\$ 116,382	[Add notes here as needed]
	Social Worker	2.00		2.00	Yes	\$ 99,164	\$ 16,560	\$ 231,448	[Add notes here as needed]
	Mental Health Support Staff	1.00		1.00	Yes	\$ 99,164	\$ 16,560	\$ 115,724	[Add notes here as needed]
	Behavior Support Staff	1.00		1.00	Yes	\$ 86,000	\$ 14,362	\$ 100,362	[Add notes here as needed]
	Building Substitute Staff	1.00			Yes	\$ 42,500	\$ 7,098	\$ -	[Add notes here as needed]
	ELL Tutor (Title III)				Yes	\$ 30,240	\$ -	\$ -	[Add notes here as needed]
	Tutors (including SEL): 18 hrs/week				Yes	\$ 30,240	\$ -	\$ -	[Add notes here as needed]
	Tutors: 15 hrs/week (Title I)	7.00		7.00	Yes	\$ 25,200	\$ 176,400	\$ -	[Add notes here as needed]
	Parent Liaisons: Stipended (Title I)				Yes	\$ 4,000	\$ -	\$ -	[Add notes here as needed]
	Parent Liaisons: 18 hrs/week (Title I)	1.00		1.00	Yes	\$ 15,120	\$ 15,120	\$ -	[Add notes here as needed]
	Parent Liaison, full time	1.00		1.00	Yes	\$ 37,000	\$ 6,179	\$ 43,179	[Add notes here as needed]
	<b>Subtotal</b>	15.00	1.00	14.00				\$ 798,615	
<b>Facilities</b>									
	Security Guards				Yes	\$ 49,877	\$ 8,329	\$ -	[Add notes here as needed]
	Custodians	4.00	4.00	4.00	Yes	\$ 54,592	\$ 9,117	\$ 254,835	[Add notes here as needed]
	<b>Subtotal</b>	4.00	4.00	4.00				\$ 254,835	
<b>High School-Specific Positions</b>									
	Associate Head of School				Yes	\$ 139,321	\$ 23,267	\$ -	[Add notes here as needed]
	Coordinator of Student Support Services				Yes	\$ 133,188	\$ 22,242	\$ -	[Add notes here as needed]
	Discipline & Operations Specialist				Yes	\$ 109,123	\$ 18,224	\$ -	[Add notes here as needed]
	Academic Chairs				Yes	\$ 127,667	\$ 21,320	\$ -	[Add notes here as needed]
	Director of the Freshman Academy				Yes	\$ 105,000	\$ 17,535	\$ -	[Add notes here as needed]
	Student Services Specialist - Freshman Academy				Yes	\$ 100,344	\$ 16,757	\$ -	[Add notes here as needed]
	Bursar/Financial Specialist				Yes	\$ 54,307	\$ 9,069	\$ -	[Add notes here as needed]
	Clerk Schedulers				Yes	\$ 47,812	\$ 7,985	\$ -	[Add notes here as needed]
	Administrator of Athletics				Yes	\$ 132,791	\$ 22,176	\$ -	[Add notes here as needed]
	Student Activity Advisor				Yes	\$ 86,220	\$ 14,399	\$ -	[Add notes here as needed]
	<b>Subtotal</b>	0.00	0.00	0.00				\$ -	
<b>Other Positions</b>									
	Other (describe in column H)	n/a			Yes	See Amanda Dupont to estimate salary + benefits		\$ -	[Add notes here as needed]
	Other (describe in column H)	n/a			Yes	See Amanda Dupont to estimate salary + benefits		\$ -	[Add notes here as needed]
	<b>Subtotal</b>	0.00		0.00				\$ -	
<b>Total Staffing</b>									
	<b>All Staff</b>	95.00		91.00				\$ 7,671,368	
<b>Stipends</b>									
	STEM Lead Stipends	Provided outside of SBI	Grant provided			\$ 3,600	\$ -	\$ -	[Add notes here as needed]
	ELL Lead Stipends	Provided outside of SBI	Grant provided			\$ 3,600	\$ -	\$ -	[Add notes here as needed]
	Website Content Manager Stipends	1.00			Yes	\$ 2,500	\$ -	\$ -	[Add notes here as needed]
	Other Lead Stipend (describe in column H);				Yes		\$ -	\$ -	[Add notes here as needed]
	Other Lead Stipend (describe in column H);				Yes		\$ -	\$ -	[Add notes here as needed]
	Other Lead Stipend (describe in column H);				Yes		\$ -	\$ -	[Add notes here as needed]
	<b>Total Stipends</b>	\$ 2,500		0.00				\$ -	
<b>Non-Personnel</b>									
	SA: Instructional Supplies	\$ -			Yes			\$ -	[Add notes here as needed]
	SA: General Supplies	\$ 57,507		\$ 53,093	Yes			\$ 53,093	[Add notes here as needed]
	SA: Contracted Services	\$ 25,000			Yes			\$ -	[Add notes here as needed]
	SA: Professional Development	\$ 33,900		\$ 31,916	Yes			\$ 31,916	[Add notes here as needed]
	SA: Technology	\$ -		\$ 20,000	Yes			\$ 20,000	[Add notes here as needed]
	Athletics: Coaches	\$ -			Yes			\$ -	[Add notes here as needed]

<b>Robinson</b>	<b>SY23-24 Staff</b>	<b>Required minimum</b>	<b>SY24-25 Budgeted Staff</b>	<b>Check: Sufficient Staff?</b>	<b>Average Salary</b>	<b>Average Benefits</b>	<b>Amount</b>	<b>Notes</b>
<b>School Year 24-25 Budget</b>			Budget in light yellow cells		Budget in light yellow cells		\$ 7,776,377	Total Allocation - All Sources
<i>Positions in navy blue have been HS-only in the past</i>			Gray cells are budgeted for you				\$ (0)	Amount remaining to budget
Athletics: Contracted Services	\$ -			Yes				[Add notes here as needed]
Athletics: Transportation	\$ -			Yes				[Add notes here as needed]
Athletics: Supplies & Uniforms	\$ -			Yes				[Add notes here as needed]
Athletics: Rental Fees	\$ -			Yes				[Add notes here as needed]
Student Activity Stipends	\$ -			Yes				[Add notes here as needed]
Student Activity Supplies	\$ -			Yes				[Add notes here as needed]
Dual Enrollment	\$ -	Provided outside of SBB	\$ -	Provided outside of SBB			\$ -	[Add notes here as needed]
SCORE Peer Mediation	\$ -	Provided outside of SBB	\$ -	Provided outside of SBB			\$ -	[Add notes here as needed]
Band camp	\$ -	Provided outside of SBB	\$ -	Provided outside of SBB			\$ -	[Add notes here as needed]
Choral Supplies	\$ -	Provided outside of SBB	\$ -	Provided outside of SBB			\$ -	[Add notes here as needed]
Jr. Air Force ROTC Supplies & Equip.	\$ -			Yes				[Add notes here as needed]
Other (describe in column H)								[Add notes here as needed]
Other (describe in column H)								[Add notes here as needed]
Other (describe in column H)								[Add notes here as needed]
<b>Total Non-Personnel</b>	<b>\$ 116,407</b>		<b>\$ 105,009</b>				<b>\$ 105,009</b>	
<b>Total Budget</b>								<b>\$ 7,776,377</b>

Rogers STEM		SY23-24 Staff	Required minimum	SY24-25 Budgeted Staff	Check: Sufficient Staff?	Average Salary		Average Benefits		Amount	Notes
School Year 24-25 Budget				Budget in light yellow cells		Budget in light yellow cells			\$	10,672,318	Total Allocation - All Sources
Positions in navy blue have been HS-only in the past				Gray cells are budgeted for you					\$	(0)	Amount remaining to budget
2100 Principal's Office:											
Principal/Coordinator	1.00	1.00	1.00	Yes	\$	128,740	\$	21,500	\$	150,240	[Add notes here as needed]
Headmaster				Yes	\$	146,371	\$	24,444	\$	-	[Add notes here as needed]
Assistant Principal	2.00	2.00	3.00	Yes	\$	125,952	\$	21,034	\$	440,958	[Add notes here as needed]
House Deans				Yes	\$	133,155	\$	22,237	\$	-	[Add notes here as needed]
Administrative Assistant	2.00	1.00	2.00	Yes	\$	49,553	\$	8,275	\$	115,657	[Add notes here as needed]
Subtotal	5.00	4.00	6.00						\$	706,854	
Coaches:											
Math Resource Teacher	2.00		2.00	Yes	\$	95,760	\$	15,992	\$	223,503	[Add notes here as needed]
Literacy Specialist	2.00		1.00	Yes	\$	102,000	\$	17,034	\$	119,034	Funded by Title I
Instructional Specialist	1.00		1.00	Yes	\$	102,000	\$	17,034	\$	119,034	Funded by Title I
Additional professional development coaches				Yes	\$	101,486	\$	16,948	\$	-	[Add notes here as needed]
Subtotal	5.00	0.00	4.00						\$	461,571	
Teachers:											
Classroom Teachers											
PreSchool Teachers				Yes	\$	86,000	\$	14,362	\$	-	[Add notes here as needed]
Kindergarten Teachers	4.00	4.00	4.00	Yes	\$	86,000	\$	14,362	\$	401,448	[Add notes here as needed]
1st Grade Teachers	4.00	see below	4.00	see below	\$	86,000	\$	14,362	\$	401,448	[Add notes here as needed]
2nd Grade Teachers	4.00	see below	4.00	see below	\$	86,000	\$	14,362	\$	401,448	[Add notes here as needed]
3rd Grade Teachers	4.00	see below	4.00	see below	\$	86,000	\$	14,362	\$	401,448	[Add notes here as needed]
4th Grade Teachers	4.00	see below	4.00	see below	\$	86,000	\$	14,362	\$	401,448	[Add notes here as needed]
5th Grade Teachers	4.00	see below	4.00	see below	\$	86,000	\$	14,362	\$	401,448	[Add notes here as needed]
6th Grade Teachers	4.00	see below	4.00	see below	\$	86,000	\$	14,362	\$	401,448	[Add notes here as needed]
7th Grade Teachers	4.00	see below	4.00	see below	\$	86,000	\$	14,362	\$	401,448	[Add notes here as needed]
8th Grade Teachers	4.00	see below	4.00	see below	\$	86,000	\$	14,362	\$	401,448	[Add notes here as needed]
Loopers	0.00	see below	1.00	see below	\$	86,000	\$	14,362	\$	100,362	Support for Lower Elementary
Subtotal: All Grades 1-8 Teachers	32.00	31.00	33.00	Yes							
Allied Arts											
Art	2.00		2.00	Yes	\$	86,000	\$	14,362	\$	200,724	[Add notes here as needed]
Music	2.00		3.00	Yes	\$	86,000	\$	14,362	\$	301,086	Add Band Teacher
Physical Education	2.00		2.00	Yes	\$	86,000	\$	14,362	\$	200,724	[Add notes here as needed]
Technology Ed	3.00		2.00	Yes	\$	86,000	\$	14,362	\$	200,724	[Add notes here as needed]
Drama				Yes	\$	86,000	\$	14,362	\$	-	[Add notes here as needed]
ITS	1.00		1.00	Yes	\$	86,000	\$	14,362	\$	100,362	[Add notes here as needed]
Content Literacy				Yes	\$	86,000	\$	14,362	\$	-	[Add notes here as needed]
Health	1.00		1.00	Yes	\$	86,000	\$	14,362	\$	100,362	[Add notes here as needed]
Dance				Yes	\$	86,000	\$	14,362	\$	-	[Add notes here as needed]
Library/Media Specialist				Yes	\$	88,355	\$	14,755	\$	-	[Add notes here as needed]
Other	2.00		2.00	Yes	\$	86,000	\$	14,362	\$	200,724	Reading, Math Intervention
Subject Teachers (High school only)											
Math Teachers	0.00	see below		see below	\$	86,000	\$	14,362	\$	-	[Add notes here as needed]
Science Teachers	0.00	see below		see below	\$	86,000	\$	14,362	\$	-	[Add notes here as needed]
Social Studies Teachers	0.00	see below		see below	\$	86,000	\$	14,362	\$	-	[Add notes here as needed]
English	0.00	see below		see below	\$	86,000	\$	14,362	\$	-	[Add notes here as needed]
Foreign Language	0.00	see below		see below	\$	86,000	\$	14,362	\$	-	[Add notes here as needed]
All HS Subject Teachers	0.00	0.0		Yes							[Add notes here as needed]
In House Suspension	0.00			Yes	\$	86,000	\$	14,362	\$	-	[Add notes here as needed]
Consumer Science	0.00			Yes	\$	86,000	\$	14,362	\$	-	[Add notes here as needed]
Business	0.00			Yes	\$	86,000	\$	14,362	\$	-	[Add notes here as needed]
Video Production	0.00			Yes	\$	86,000	\$	14,362	\$	-	[Add notes here as needed]
ROTC	0.00			Yes	\$	86,000	\$	14,362	\$	-	[Add notes here as needed]
All General Education Teachers	49.00	35.00	50.00						\$	5,018,100	
Special Education Teachers											

Rogers STEM		SY23-24 Staff	Required minimum	SY24-25 Budgeted Staff	Check: Sufficient Staff?	Average Salary	Average Benefits	Amount	Notes
School Year 24-25 Budget				Budget in light yellow cells		Budget in light yellow cells		\$ 10,672,318	Total Allocation - All Sources
<i>Positions in navy blue have been HS-only in the past</i>				Gray cells are budgeted for you				\$ (0)	Amount remaining to budget
Adjustment Teachers		see below				\$ 86,000	\$ 14,362	\$ -	[Add notes here as needed]
LEAP Teachers		see below				\$ 86,000	\$ 14,362	\$ -	[Add notes here as needed]
CSA Teachers	2.00	see below	2.00			\$ 86,000	\$ 14,362	\$ 200,724	[Add notes here as needed]
Other Special Ed Teachers	8.00	see below	8.00			\$ 86,000	\$ 14,362	\$ 802,896	[Add notes here as needed]
All Special Education Teachers	10.00	9.00	10.00						
English Language Learners Teachers									
ELL Teachers	7.00	6.00	9.00	Yes	\$ 86,000	\$ 14,362	\$ 903,258		Addition of two MLL Teachers
All Teachers	66.00	50.00	69.00					\$ 6,924,978	
Paraprofessionals:									
GenEd Paras									
Preschool Para				Yes	\$ 32,745	\$ 5,468	\$ -		[Add notes here as needed]
Kindergarten Para	4.00	3.00	4.00	Yes	\$ 32,745	\$ 5,468	\$ 152,854		[Add notes here as needed]
Mainstream Paras	14.00		12.00	Yes	\$ 32,745	\$ 5,468	\$ 458,557		[Add notes here as needed]
All General Education Paras	18.00	0.0	16.00					\$ 611,411	
Special Education Paras									
Special Education Classroom Paras	6.00	6.0	6.00		\$ 33,493	\$ 5,593	\$ 234,520		[Add notes here as needed]
504 /1to1	3.00	3.00	3.00	Funded based on need					[Add notes here as needed]
English Language Learners Paras									
ELL Para	2.00	1.0	2.00	Yes	\$ 33,493	\$ 5,593	\$ 78,173		[Add notes here as needed]
All Paraprofessionals	29.00	10.00	29.00					\$ 924,105	
Student Support:									
Guidance Counselor	1.00	1.00	1.00	Yes	\$ 99,727	\$ 16,654	\$ 116,382		[Add notes here as needed]
Social Worker	3.00		3.00	Yes	\$ 99,164	\$ 16,560	\$ 347,172		[Add notes here as needed]
Mental Health Support Staff	n/a		0.00	Yes	\$ 99,164	\$ 16,560	\$ -		[Add notes here as needed]
Behavior Support Staff	2.00		0.00	Yes	\$ 86,000	\$ 14,362	\$ -		[Add notes here as needed]
Building Substitute Staff	2.00		0.00	Yes	\$ 42,500	\$ 7,098	\$ -		[Add notes here as needed]
ELL Tutor (Title III)	2.00		2.00	Yes	\$ 30,240	\$ 60,480			[Add notes here as needed]
Tutors (including SEL): 18 hrs/week	5.00		7.00	Yes	\$ 30,240	\$ 211,680			[Add notes here as needed]
Tutors: 15 hrs/week (Title I)	10.00		10.00	Yes	\$ 25,200	\$ 252,000			[Add notes here as needed]
Parent Liaisons: Stipended (Title I)				Yes	\$ 4,000	\$ -			[Add notes here as needed]
Parent Liaisons: 18 hrs/week (Title I)				Yes	\$ 15,120	\$ -			[Add notes here as needed]
Parent Liaison, full time	1.00		1.00	Yes	\$ 37,000	\$ 6,179	\$ 43,179		[Add notes here as needed]
Subtotal	26.00	1.00	24.00					\$ 1,030,893	
Facilities									
Security Guards				Yes	\$ 49,877	\$ 8,329	\$ -		[Add notes here as needed]
Custodians	5.00	5.00	6.00	Yes	\$ 54,592	\$ 9,117	\$ 382,252		Adding New Wing/Cleaning Area
Subtotal	5.00	5.00	6.00					\$ 382,252	
High School-Specific Positions									
Associate Head of School	0.00			Yes	\$ 139,321	\$ 23,267	\$ -		[Add notes here as needed]
Coordinator of Student Support Services	0.00			Yes	\$ 133,188	\$ 22,242	\$ -		[Add notes here as needed]
Discipline & Operations Specialist	0.00			Yes	\$ 109,123	\$ 18,224	\$ -		[Add notes here as needed]
Academic Chairs	0.00			Yes	\$ 127,667	\$ 21,320	\$ -		[Add notes here as needed]
Director of the Freshman Academy	0.00			Yes	\$ 105,000	\$ 17,535	\$ -		[Add notes here as needed]
Student Services Specialist - Freshman Academy	0.00			Yes	\$ 100,344	\$ 16,757	\$ -		[Add notes here as needed]
Bursar/Financial Specialist	0.00			Yes	\$ 54,307	\$ 9,069	\$ -		[Add notes here as needed]
Clerk Schedulers	0.00			Yes	\$ 47,812	\$ 7,985	\$ -		[Add notes here as needed]
Administrator of Athletics	0.00			Yes	\$ 132,791	\$ 22,176	\$ -		[Add notes here as needed]
Student Activity Advisor	0.00			Yes	\$ 86,220	\$ 14,399	\$ -		[Add notes here as needed]
Subtotal	0.00	0.00	0.00					\$ -	
Other Positions									



<b>Rogers STEM</b>		<b>SY23-24 Staff</b>	<b>Required minimum</b>	<b>SY24-25 Budgeted Staff</b>	<b>Check: Sufficient Staff?</b>	<b>Average Salary</b>	<b>Average Benefits</b>	<b>Amount</b>	<b>Notes</b>
<b>School Year 24-25 Budget</b>				Budget in light yellow cells		Budget in light yellow cells		\$ 10,672,318	Total Allocation - All Sources
<i>Positions in navy blue have been HS-only in the past</i>				Gray cells are budgeted for you				\$ (0)	Amount remaining to budget
Other (describe in column H)	n/a				Yes	See Amanda Dupont to estimate salary + benefits		\$ -	[Add notes here as needed]
Other (describe in column H)	n/a				Yes	See Amanda Dupont to estimate salary + benefits		\$ -	[Add notes here as needed]
<b>Subtotal</b>			0.00					\$ -	
<b>Total Staffing</b>									
<b>All Staff</b>	136.00		138.00					\$ 10,430,652	
<b>Stipends</b>									
STEM Lead Stipends	Provided outside of SB		Grant provided			\$ 3,600		\$ -	[Add notes here as needed]
ELL Lead Stipends	Provided outside of SB		Grant provided			\$ 3,600		\$ -	[Add notes here as needed]
Website Content Manager Stipends	1.00		1.00	Yes		\$ 2,500		\$ 2,500	[Add notes here as needed]
Other Lead Stipend (describe in column H);				Yes				\$ -	[Add notes here as needed]
Other Lead Stipend (describe in column H);				Yes				\$ -	[Add notes here as needed]
Other Lead Stipend (describe in column H);				Yes				\$ -	[Add notes here as needed]
<b>Total Stipends</b>	\$ 2,500		1.00					\$ 2,500	
<b>Non-Personnel</b>									
SA: Instructional Supplies	\$ 44,000		\$ -	Yes				\$ -	Factored into next line item
SA: General Supplies	\$ 172,490		\$ 175,000	Yes				\$ 175,000	[Add notes here as needed]
SA: Contracted Services	\$ -		\$ -	Yes				\$ -	[Add notes here as needed]
SA: Professional Development	\$ 37,384		\$ 40,000	Yes				\$ 40,000	[Add notes here as needed]
SA: Technology	\$ 30,000		\$ 24,166	Yes				\$ 24,166	[Add notes here as needed]
Athletics: Coaches	\$ -			Yes					[Add notes here as needed]
Athletics: Contracted Services	\$ -			Yes					[Add notes here as needed]
Athletics: Transportation	\$ -			Yes					[Add notes here as needed]
Athletics: Supplies & Uniforms	\$ -			Yes					[Add notes here as needed]
Athletics: Rental Fees	\$ -			Yes					[Add notes here as needed]
Student Activity Stipends	\$ -			Yes					[Add notes here as needed]
Student Activity Supplies	\$ -			Yes					[Add notes here as needed]
Dual Enrollment	\$ - Provided outside of SBB		\$ -	Provided outside of SBB				\$ -	[Add notes here as needed]
SCORE Peer Mediation	\$ - Provided outside of SBB		\$ -	Provided outside of SBB				\$ -	[Add notes here as needed]
Band camp	\$ - Provided outside of SBB		\$ -	Provided outside of SBB				\$ -	[Add notes here as needed]
Choral Supplies	\$ - Provided outside of SBB		\$ -	Provided outside of SBB				\$ -	[Add notes here as needed]
Jr. Air Force ROTC Supplies & Equip.	\$ -			Yes					[Add notes here as needed]
Other (describe in column H)									[Add notes here as needed]
Other (describe in column H)									[Add notes here as needed]
Other (describe in column H)									[Add notes here as needed]
<b>Total Non-Personnel</b>	\$ 283,874		\$ 239,166					\$ 239,166	
<b>Total Budget</b>									
								\$ 10,672,318	

Shaughnessy	SY23-24 Staff	Required minimum	SY24-25 Budgeted Staff	Check: Sufficient Staff?	Average Salary	Average Benefits	Amount	Notes	
School Year 24-25 Budget			Budget in light yellow cells		Budget in light yellow cells		\$ 6,511,286	Total Allocation - All Sources	
Positions in navy blue have been HS-only in the past			Gray cells are budgeted for you				\$ (0)	Amount remaining to budget	
2100 Principal's Office:									
Principal/Coordinator	1.00	1.00	1.00	Yes	\$	128,740	\$ 21,500	\$ 150,240	[Add notes here as needed]
Headmaster				Yes	\$	146,371	\$ 24,444	\$ -	[Add notes here as needed]
Assistant Principal	1.00	1.00	1.00	Yes	\$	125,952	\$ 21,034	\$ 146,986	[Add notes here as needed]
House Deans				Yes	\$	133,155	\$ 22,237	\$ -	[Add notes here as needed]
Administrative Assistant	1.00	1.00	1.00	Yes	\$	49,553	\$ 8,275	\$ 57,828	[Add notes here as needed]
Subtotal	3.00	3.00	3.00					\$ 355,054	
Coaches:									
Math Resource Teacher	1.00		1.00	Yes	\$	95,760	\$ 15,992	\$ 111,751	[Add notes here as needed]
Literacy Specialist	1.00		2.00	Yes	\$	102,000	\$ 17,034	\$ 238,068	[Add notes here as needed]
Instructional Specialist				Yes	\$	102,000	\$ 17,034	\$ -	[Add notes here as needed]
Additional professional development coaches				Yes	\$	101,486	\$ 16,948	\$ -	[Add notes here as needed]
Subtotal	2.00	0.00	3.00					\$ 349,819	
Teachers:									
Classroom Teachers									
PreSchool Teachers	2.00	1.00	1.00	Yes	\$	86,000	\$ 14,362	\$ 100,362	[Add notes here as needed]
Kindergarten Teachers	4.00	4.00	4.00	Yes	\$	86,000	\$ 14,362	\$ 401,448	[Add notes here as needed]
1st Grade Teachers	4.00	see below	4.00	see below	\$	86,000	\$ 14,362	\$ 401,448	[Add notes here as needed]
2nd Grade Teachers	4.00	see below	4.00	see below	\$	86,000	\$ 14,362	\$ 401,448	[Add notes here as needed]
3rd Grade Teachers	4.00	see below	4.00	see below	\$	86,000	\$ 14,362	\$ 401,448	[Add notes here as needed]
4th Grade Teachers	4.00	see below	4.00	see below	\$	86,000	\$ 14,362	\$ 401,448	[Add notes here as needed]
5th Grade Teachers		see below		see below	\$	86,000	\$ 14,362	\$ -	[Add notes here as needed]
6th Grade Teachers		see below		see below	\$	86,000	\$ 14,362	\$ -	[Add notes here as needed]
7th Grade Teachers		see below		see below	\$	86,000	\$ 14,362	\$ -	[Add notes here as needed]
8th Grade Teachers		see below		see below	\$	86,000	\$ 14,362	\$ -	[Add notes here as needed]
Loopers		see below		see below	\$	86,000	\$ 14,362	\$ -	[Add notes here as needed]
Subtotal: All Grades 1-8 Teachers	16.00	14.00	16.00	Yes					
Allied Arts									
Art	1.00		1.00	Yes	\$	86,000	\$ 14,362	\$ 100,362	[Add notes here as needed]
Music	1.00		1.00	Yes	\$	86,000	\$ 14,362	\$ 100,362	[Add notes here as needed]
Physical Education	1.00		1.00	Yes	\$	86,000	\$ 14,362	\$ 100,362	[Add notes here as needed]
Technology Ed				Yes	\$	86,000	\$ 14,362	\$ -	[Add notes here as needed]
Drama				Yes	\$	86,000	\$ 14,362	\$ -	[Add notes here as needed]
ITS				Yes	\$	86,000	\$ 14,362	\$ -	[Add notes here as needed]
Content Literacy	1.00		1.00	Yes	\$	86,000	\$ 14,362	\$ 100,362	[Add notes here as needed]
Health				Yes	\$	86,000	\$ 14,362	\$ -	[Add notes here as needed]
Dance				Yes	\$	86,000	\$ 14,362	\$ -	[Add notes here as needed]
Library/Media Specialist				Yes	\$	88,355	\$ 14,755	\$ -	[Add notes here as needed]
Other			1.00	Yes	\$	86,000	\$ 14,362	\$ 100,362	5th Special- Library
Subject Teachers (High school only)									
Math Teachers	see below			see below	\$	86,000	\$ 14,362	\$ -	[Add notes here as needed]
Science Teachers	see below			see below	\$	86,000	\$ 14,362	\$ -	[Add notes here as needed]
Social Studies Teachers	see below			see below	\$	86,000	\$ 14,362	\$ -	[Add notes here as needed]
English	see below			see below	\$	86,000	\$ 14,362	\$ -	[Add notes here as needed]
Foreign Language	see below			see below	\$	86,000	\$ 14,362	\$ -	[Add notes here as needed]
All HS Subject Teachers	0.00	0.00		Yes					[Add notes here as needed]
In House Suspension				Yes	\$	86,000	\$ 14,362	\$ -	[Add notes here as needed]
Consumer Science				Yes	\$	86,000	\$ 14,362	\$ -	[Add notes here as needed]
Business				Yes	\$	86,000	\$ 14,362	\$ -	[Add notes here as needed]
Video Production				Yes	\$	86,000	\$ 14,362	\$ -	[Add notes here as needed]
ROTC				Yes	\$	86,000	\$ 14,362	\$ -	[Add notes here as needed]
All General Education Teachers	26.00	19.00	26.00					\$ 2,609,412	
Special Education Teachers									
Adjustment Teachers	see below				\$	86,000	\$ 14,362	\$ -	[Add notes here as needed]
LEAP Teachers	see below				\$	86,000	\$ 14,362	\$ -	[Add notes here as needed]
CSA Teachers	5.00	see below	5.00		\$	86,000	\$ 14,362	\$ 501,810	[Add notes here as needed]
Other Special Ed Teachers	4.00	see below	4.00		\$	86,000	\$ 14,362	\$ 401,448	[Add notes here as needed]
All Special Education Teachers	9.00	9.00	9.00						

Shaughnessy		SY23-24 Staff	Required minimum	SY24-25 Budgeted Staff	Check: Sufficient Staff?	Average Salary	Average Benefits	Amount	Notes
School Year 24-25 Budget				Budget in light yellow cells		Budget in light yellow cells		\$ 6,511,286	Total Allocation - All Sources
Positions in navy blue have been HS-only in the past				Gray cells are budgeted for you				\$ (0)	Amount remaining to budget
English Language Learners Teachers									
	ELL Teachers	5.00	0.00	4.00	Yes	\$ 86,000	\$ 14,362	\$ 401,448	[Add notes here as needed]
	All Teachers	40.00	28.00	39.00				\$ 3,914,118	
Paraprofessionals:									
GenEd Paras									
	Preschool Para	2.00	1.00	1.00	Yes	\$ 32,745	\$ 5,468	\$ 38,214	[Add notes here as needed]
	Kindergarten Para	4.00	4.00	4.00	Yes	\$ 32,745	\$ 5,468	\$ 152,854	[Add notes here as needed]
	Mainstream Paras	6.00		8.00	Yes	\$ 32,745	\$ 5,468	\$ 305,705	[Add notes here as needed]
	All General Education Paras	12.00	0.0	13.00				\$ 496,773	
Special Education Paras									
	Special Education Classroom Paras	15.00	15.0	15.00		\$ 33,493	\$ 5,593	\$ 586,300	[Add notes here as needed]
	504 /1to1				Funded based on need				[Add notes here as needed]
English Language Learners Paras									
	ELL Para	2.00	0.0	2.00	Yes	\$ 33,493	\$ 5,593	\$ 78,173	[Add notes here as needed]
	All Paraprofessionals	29.00	15.00	30.00				\$ 1,161,246	
Student Support:									
	Guidance Counselor				Yes	\$ 99,727	\$ 16,654	\$ -	[Add notes here as needed]
	Social Worker	2.00		2.00	Yes	\$ 99,164	\$ 16,560	\$ 231,448	[Add notes here as needed]
	Mental Health Support Staff	1.00		1.00	Yes	\$ 99,164	\$ 16,560	\$ 115,724	[Add notes here as needed]
	Behavior Support Staff				Yes	\$ 86,000	\$ 14,362	\$ -	[Add notes here as needed]
	Building Substitute Staff				Yes	\$ 42,500	\$ 7,098	\$ -	[Add notes here as needed]
	ELL Tutor (Title III)	1.00			Yes	\$ 30,240	\$ -	\$ -	[Add notes here as needed]
	Tutors (including SEL): 18 hrs/week	1.00			Yes	\$ 30,240	\$ -	\$ -	[Add notes here as needed]
	Tutors: 15 hrs/week (Title I)	8.00		4.00	Yes	\$ 25,200	\$ -	\$ 100,800	[Add notes here as needed]
	Parent Liaisons: Stipended (Title I)	1.00			Yes	\$ 4,000	\$ -	\$ -	[Add notes here as needed]
	Parent Liaisons: 18 hrs/week (Title I)				Yes	\$ 15,120	\$ -	\$ -	[Add notes here as needed]
	Parent Liaison, full time				Yes	\$ 37,000	\$ 6,179	\$ -	[Add notes here as needed]
	Subtotal	14.00	0.00	7.00				\$ 447,972	
Facilities									
	Security Guards				Yes	\$ 49,877	\$ 8,329	\$ -	[Add notes here as needed]
	Custodians	3.00	3.00	3.00	Yes	\$ 54,592	\$ 9,117	\$ 191,126	[Add notes here as needed]
	Subtotal	3.00	3.00	3.00				\$ 191,126	
High School-Specific Positions									
	Associate Head of School				Yes	\$ 139,321	\$ 23,267	\$ -	[Add notes here as needed]
	Coordinator of Student Support Services				Yes	\$ 133,188	\$ 22,242	\$ -	[Add notes here as needed]
	Discipline & Operations Specialist				Yes	\$ 109,123	\$ 18,224	\$ -	[Add notes here as needed]
	Academic Chairs				Yes	\$ 127,667	\$ 21,320	\$ -	[Add notes here as needed]
	Director of the Freshman Academy				Yes	\$ 105,000	\$ 17,535	\$ -	[Add notes here as needed]
	Student Services Specialist - Freshman Academy				Yes	\$ 100,344	\$ 16,757	\$ -	[Add notes here as needed]
	Bursar/Financial Specialist				Yes	\$ 54,307	\$ 9,069	\$ -	[Add notes here as needed]
	Clerk Schedulers				Yes	\$ 47,812	\$ 7,985	\$ -	[Add notes here as needed]
	Administrator of Athletics				Yes	\$ 132,791	\$ 22,176	\$ -	[Add notes here as needed]
	Student Activity Advisor				Yes	\$ 86,220	\$ 14,399	\$ -	[Add notes here as needed]
	Subtotal	0.00	0.00	0.00				\$ -	
Other Positions									
	Other (describe in column H)	n/a			Yes	See Amanda Dupont to estimate salary + benefits	\$ -	\$ -	[Add notes here as needed]
	Other (describe in column H)	n/a			Yes	See Amanda Dupont to estimate salary + benefits	\$ -	\$ -	[Add notes here as needed]
	Subtotal			0.00				\$ -	
Total Staffing									
	All Staff	91.00		85.00				\$ 6,419,335	
Stipends									
	STEM Lead Stipends		Provided outside of SB	Grant provided		\$ 3,600	\$ -	\$ -	[Add notes here as needed]

Shaughnessy		SY23-24 Staff Required minimum	SY24-25 Budgeted Staff	Check: Sufficient Staff?	Average Salary	Average Benefits	Amount	Notes
School Year 24-25 Budget			Budget in light yellow cells		Budget in light yellow cells		\$ 6,511,286	Total Allocation - All Sources
Positions in navy blue have been HS-only in the past			Gray cells are budgeted for you				\$ (0)	Amount remaining to budget
ELL Lead Stipends	Provided outside of SB		Grant provided		\$ 3,600		\$ -	[Add notes here as needed]
Website Content Manager Stipends		1.00	1.00	Yes	\$ 2,500		\$ 2,500	[Add notes here as needed]
Other Lead Stipend (describe in column H);	1.00			Yes	\$1,000		\$ -	[Add notes here as needed]
Other Lead Stipend (describe in column H);	1.00			Yes	\$1,000		\$ -	[Add notes here as needed]
Other Lead Stipend (describe in column H);	1.00			Yes	\$1,000		\$ -	[Add notes here as needed]
Total Stipends	\$ -		1.00				\$ 2,500	
Non-Personnel								
SA: Instructional Supplies	\$ 54,989			Yes				[Add notes here as needed]
SA: General Supplies	\$ 5,000		\$ 50,951	Yes			\$ 50,951	[Add notes here as needed]
SA: Contracted Services	\$ -		\$ 8,500	Yes			\$ 8,500	[Add notes here as needed]
SA: Professional Development	\$ 35,610		\$ 30,000	Yes			\$ 30,000	[Add notes here as needed]
SA: Technology	\$ 58,933			Yes				[Add notes here as needed]
Athletics: Coaches	\$ -			Yes				[Add notes here as needed]
Athletics: Contracted Services	\$ -			Yes				[Add notes here as needed]
Athletics: Transportation	\$ -			Yes				[Add notes here as needed]
Athletics: Supplies & Uniforms	\$ -			Yes				[Add notes here as needed]
Athletics: Rental Fees	\$ -			Yes				[Add notes here as needed]
Student Activity Stipends	\$ -			Yes				[Add notes here as needed]
Student Activity Supplies	\$ -			Yes				[Add notes here as needed]
Dual Enrollment	\$ - Provided outside of SBB	\$ -		Provided outside of SBB			\$ -	[Add notes here as needed]
SCORE Peer Mediation	\$ - Provided outside of SBB	\$ -		Provided outside of SBB			\$ -	[Add notes here as needed]
Band camp	\$ - Provided outside of SBB	\$ -		Provided outside of SBB			\$ -	[Add notes here as needed]
Choral Supplies	\$ - Provided outside of SBB	\$ -		Provided outside of SBB			\$ -	[Add notes here as needed]
Jr. Air Force ROTC Supplies & Equip.	\$ -			Yes				[Add notes here as needed]
Other (describe in column H)								[Add notes here as needed]
Other (describe in column H)								[Add notes here as needed]
Other (describe in column H)								[Add notes here as needed]
Total Non-Personnel	\$ 154,532		\$ 89,451				\$ 89,451	
Total Budget								
							\$ 6,511,286	

Stoklosa		SY23-24 Staff	Required minimum	SY24-25 Budgeted Staff	Check: Sufficient Staff?	Average Salary	Average Benefits	Amount	Notes
School Year 24-25 Budget				Budget in light yellow cells		Budget in light yellow cells		\$ 7,320,035	Total Allocation - All Sources
Positions in navy blue have been HS-only in the past				Gray cells are budgeted for you				\$ 0	Amount remaining to budget
2100 Principal's Office:									
Principal/Coordinator	1.00	1.00	1.00	Yes	\$	128,740	\$	21,500	\$ 150,240 [Add notes here as needed]
Headmaster				Yes	\$	146,371	\$	24,444	\$ - [Add notes here as needed]
Assistant Principal	2.00	2.00	2.00	Yes	\$	125,952	\$	21,034	\$ 293,972 [Add notes here as needed]
House Deans				Yes	\$	133,155	\$	22,237	\$ - [Add notes here as needed]
Administrative Assistant	1.00	1.00	1.00	Yes	\$	49,553	\$	8,275	\$ 57,828 [Add notes here as needed]
Subtotal	4.00	4.00	4.00					\$	502,040
Coaches:									
Math Resource Teacher	1.00		1.00	Yes	\$	95,760	\$	15,992	\$ 111,751 [Add notes here as needed]
Literacy Specialist				Yes	\$	102,000	\$	17,034	\$ - [Add notes here as needed]
Instructional Specialist	1.00		1.00	Yes	\$	102,000	\$	17,034	\$ 119,034 [Add notes here as needed]
Additional professional development coaches	1.00			Yes	\$	101,486	\$	16,948	\$ - [Add notes here as needed]
Subtotal	3.00	0.00	2.00					\$	230,785
Teachers:									
Classroom Teachers									
PreSchool Teachers				Yes	\$	86,000	\$	14,362	\$ - [Add notes here as needed]
Kindergarten Teachers				Yes	\$	86,000	\$	14,362	\$ - [Add notes here as needed]
1st Grade Teachers	see below			see below	\$	86,000	\$	14,362	\$ - [Add notes here as needed]
2nd Grade Teachers	see below			see below	\$	86,000	\$	14,362	\$ - [Add notes here as needed]
3rd Grade Teachers	see below			see below	\$	86,000	\$	14,362	\$ - [Add notes here as needed]
4th Grade Teachers	see below			see below	\$	86,000	\$	14,362	\$ - [Add notes here as needed]
5th Grade Teachers	6.00	see below	6.00	see below	\$	86,000	\$	14,362	\$ 602,172 [Add notes here as needed]
6th Grade Teachers	6.00	see below	6.00	see below	\$	86,000	\$	14,362	\$ 602,172 [Add notes here as needed]
7th Grade Teachers	6.00	see below	6.00	see below	\$	86,000	\$	14,362	\$ 602,172 [Add notes here as needed]
8th Grade Teachers	6.00	see below	6.00	see below	\$	86,000	\$	14,362	\$ 602,172 [Add notes here as needed]
Loopers	6.00	see below	6.00	see below	\$	86,000	\$	14,362	\$ 602,172 [Add notes here as needed]
Subtotal: All Grades 1-8 Teachers	30.00	24.00	30.00	Yes					
Allied Arts									
Art	1.00		1.00	Yes	\$	86,000	\$	14,362	\$ 100,362 [Add notes here as needed]
Music	1.00		1.00	Yes	\$	86,000	\$	14,362	\$ 100,362 [Add notes here as needed]
Physical Education	2.00		2.00	Yes	\$	86,000	\$	14,362	\$ 200,724 [Add notes here as needed]
Technology Ed	1.00		1.00	Yes	\$	86,000	\$	14,362	\$ 100,362 [Add notes here as needed]
Drama				Yes	\$	86,000	\$	14,362	\$ - [Add notes here as needed]
ITS	1.00		1.00	Yes	\$	86,000	\$	14,362	\$ 100,362 [Add notes here as needed]
Content Literacy				Yes	\$	86,000	\$	14,362	\$ - [Add notes here as needed]
Health	1.00		1.00	Yes	\$	86,000	\$	14,362	\$ 100,362 [Add notes here as needed]
Dance				Yes	\$	86,000	\$	14,362	\$ - [Add notes here as needed]
Library/Media Specialist				Yes	\$	88,355	\$	14,755	\$ - [Add notes here as needed]
Other	2.00		2.00	Yes	\$	86,000	\$	14,362	\$ 200,724 Math Int./Reading
Subject Teachers (High school only)									
Math Teachers	see below			see below	\$	86,000	\$	14,362	\$ - [Add notes here as needed]
Science Teachers	see below			see below	\$	86,000	\$	14,362	\$ - [Add notes here as needed]
Social Studies Teachers	see below			see below	\$	86,000	\$	14,362	\$ - [Add notes here as needed]
English	see below			see below	\$	86,000	\$	14,362	\$ - [Add notes here as needed]
Foreign Language	see below			see below	\$	86,000	\$	14,362	\$ - [Add notes here as needed]
All HS Subject Teachers	0.00	0.00		Yes					[Add notes here as needed]
In House Suspension				Yes	\$	86,000	\$	14,362	\$ - [Add notes here as needed]
Consumer Science				Yes	\$	86,000	\$	14,362	\$ - [Add notes here as needed]
Business				Yes	\$	86,000	\$	14,362	\$ - [Add notes here as needed]
Video Production				Yes	\$	86,000	\$	14,362	\$ - [Add notes here as needed]
ROTC				Yes	\$	86,000	\$	14,362	\$ - [Add notes here as needed]
All General Education Teachers	39.00	24.00	39.00					\$	3,914,118
Special Education Teachers									
Adjustment Teachers	2.00	see below	2.00		\$	86,000	\$	14,362	\$ 200,724 [Add notes here as needed]
LEAP Teachers		see below			\$	86,000	\$	14,362	\$ - [Add notes here as needed]
CSA Teachers		see below			\$	86,000	\$	14,362	\$ - [Add notes here as needed]
Other Special Ed Teachers	6.00	see below	6.00		\$	86,000	\$	14,362	\$ 602,172 [Add notes here as needed]
All Special Education Teachers	8.00	7.0	8.00						

Stoklosa	SY23-24 Staff	Required minimum	SY24-25 Budgeted Staff	Check: Sufficient Staff?	Average Salary	Average Benefits	Amount	Notes
<b>School Year 24-25 Budget</b>			Budget in light yellow cells		Budget in light yellow cells		\$ 7,320,035	Total Allocation - All Sources
<i>Positions in navy blue have been HS-only in the past</i>			Gray cells are budgeted for you				\$ 0	Amount remaining to budget
<b>English Language Learners Teachers</b>								
ELL Teachers	4.00	4.0	4.00	Yes	\$ 86,000	\$ 14,362	\$ 401,448	[Add notes here as needed]
<b>All Teachers</b>	<b>51.00</b>	<b>35.00</b>	<b>51.00</b>				\$ 5,118,462	
<b>Paraprofessionals:</b>								
<b>GenEd Paras</b>								
Preschool Para				Yes	\$ 32,745	\$ 5,468	\$ -	[Add notes here as needed]
Kindergarten Para				Yes	\$ 32,745	\$ -	\$ -	[Add notes here as needed]
Mainstream Paras	8.00		8.00	Yes	\$ 32,745	\$ 5,468	\$ 305,705	[Add notes here as needed]
<b>All General Education Paras</b>	<b>8.00</b>	<b>0.0</b>	<b>8.00</b>				\$ 305,705	
<b>Special Education Paras</b>								
Special Education Classroom Paras	4.00	5.0	5.00		\$ 33,493	\$ 5,593	\$ 195,433	[Add notes here as needed]
504 /1to1	1.00	1.00	1.00	Funded based on need				[Add notes here as needed]
<b>English Language Learners Paras</b>								
ELL Para	1.00		1.00	Yes	\$ 33,493	\$ 5,593	\$ 39,087	[Add notes here as needed]
<b>All Paraprofessionals</b>	<b>14.00</b>	<b>6.00</b>	<b>15.00</b>				\$ 540,225	
<b>Student Support:</b>								
Guidance Counselor	1.00	1.00	1.00	Yes	\$ 99,727	\$ 16,654	\$ 116,382	[Add notes here as needed]
Social Worker	1.00		2.00	Yes	\$ 99,164	\$ 16,560	\$ 231,448	[Add notes here as needed]
Mental Health Support Staff	1.00		0.00	Yes	\$ 99,164	\$ 16,560	\$ -	[Add notes here as needed]
Behavior Support Staff	1.00			Yes	\$ 86,000	\$ 14,362	\$ -	[Add notes here as needed]
Building Substitute Staff				Yes	\$ 42,500	\$ 7,098	\$ -	[Add notes here as needed]
ELL Tutor (Title III)	2.00			Yes	\$ 30,240	\$ -	\$ -	[Add notes here as needed]
Tutors (including SEL): 18 hrs/week	1.00		1.00	Yes	\$ 30,240	\$ 30,240	\$ 30,240	[Add notes here as needed]
Tutors: 15 hrs/week (Title I)	7.00		8.00	Yes	\$ 25,200	\$ 201,600	\$ 201,600	[Add notes here as needed]
Parent Liaisons: Stipended (Title I)				Yes	\$ 4,000	\$ -	\$ -	[Add notes here as needed]
Parent Liaisons: 18 hrs/week (Title I)				Yes	\$ 15,120	\$ -	\$ -	[Add notes here as needed]
Parent Liaison, full time	0.70		0.70	Yes	\$ 37,000	\$ 6,179	\$ 30,225	[Add notes here as needed]
<b>Subtotal</b>	<b>14.70</b>	<b>1.00</b>	<b>12.70</b>				\$ 609,895	
<b>Facilities</b>								
Security Guards				Yes	\$ 49,877	\$ 8,329	\$ -	[Add notes here as needed]
Custodians	4.00	4.00	4.00	Yes	\$ 54,592	\$ 9,117	\$ 254,835	[Add notes here as needed]
<b>Subtotal</b>	<b>4.00</b>	<b>4.00</b>	<b>4.00</b>				\$ 254,835	
<b>High School-Specific Positions</b>								
Associate Head of School				Yes	\$ 139,321	\$ 23,267	\$ -	[Add notes here as needed]
Coordinator of Student Support Services				Yes	\$ 133,188	\$ 22,242	\$ -	[Add notes here as needed]
Discipline & Operations Specialist				Yes	\$ 109,123	\$ 18,224	\$ -	[Add notes here as needed]
Academic Chairs				Yes	\$ 127,667	\$ 21,320	\$ -	[Add notes here as needed]
Director of the Freshman Academy				Yes	\$ 105,000	\$ 17,535	\$ -	[Add notes here as needed]
Student Services Specialist - Freshman Academy				Yes	\$ 100,344	\$ 16,757	\$ -	[Add notes here as needed]
Bursar/Financial Specialist				Yes	\$ 54,307	\$ 9,069	\$ -	[Add notes here as needed]
Clerk Schedulers				Yes	\$ 47,812	\$ 7,985	\$ -	[Add notes here as needed]
Administrator of Athletics				Yes	\$ 132,791	\$ 22,176	\$ -	[Add notes here as needed]
Student Activity Advisor				Yes	\$ 86,220	\$ 14,399	\$ -	[Add notes here as needed]
<b>Subtotal</b>	<b>0.00</b>	<b>0.00</b>	<b>0.00</b>				\$ -	
<b>Other Positions</b>								
Other (describe in column H)	1.00		0.00	Yes	See Amanda Dupont to estimate salary + benefits	\$ -	\$ -	Incorrect FTE allocation from 23
Other (describe in column H)	n/a			Yes	See Amanda Dupont to estimate salary + benefits	\$ -	\$ -	[Add notes here as needed]
<b>Subtotal</b>	<b>1.00</b>		<b>0.00</b>				\$ -	
<b>Total Staffing</b>								
<b>All Staff</b>	<b>91.70</b>		<b>88.70</b>				\$ 7,256,242	
<b>Stipends</b>								
STEM Lead Stipends		Provided outside of SB	Grant provided		\$ 3,600	\$ -	\$ -	[Add notes here as needed]

Stoklosa		SY23-24 Staff Required minimum	SY24-25 Budgeted Staff	Check: Sufficient Staff?	Average Salary	Average Benefits	Amount	Notes
School Year 24-25 Budget			Budget in light yellow cells		Budget in light yellow cells		\$ 7,320,035	Total Allocation - All Sources
Positions in navy blue have been HS-only in the past			Gray cells are budgeted for you				\$ 0	Amount remaining to budget
ELL Lead Stipends	Provided outside of SB		Grant provided		\$ 3,600		\$ -	[Add notes here as needed]
Website Content Manager Stipends	1.00		1.00	Yes	\$ 2,500		\$ 2,500	[Add notes here as needed]
Other Lead Stipend (describe in column H);				Yes			\$ -	[Add notes here as needed]
Other Lead Stipend (describe in column H);				Yes			\$ -	[Add notes here as needed]
Other Lead Stipend (describe in column H);				Yes			\$ -	[Add notes here as needed]
Total Stipends	\$ 2,500		1.00				\$ 2,500	
Non-Personnel								
SA: Instructional Supplies	\$ 16,197			Yes				[Add notes here as needed]
SA: General Supplies	\$ 30,730		\$ 31,053	Yes			\$ 31,053	[Add notes here as needed]
SA: Contracted Services	\$ 10,000			Yes				[Add notes here as needed]
SA: Professional Development	\$ 22,449		\$ 30,240	Yes			\$ 30,240	[Add notes here as needed]
SA: Technology	\$ 42,000			Yes				[Add notes here as needed]
Athletics: Coaches	\$ -			Yes				[Add notes here as needed]
Athletics: Contracted Services	\$ -			Yes				[Add notes here as needed]
Athletics: Transportation	\$ -			Yes				[Add notes here as needed]
Athletics: Supplies & Uniforms	\$ -			Yes				[Add notes here as needed]
Athletics: Rental Fees	\$ -			Yes				[Add notes here as needed]
Student Activity Stipends	\$ -			Yes				[Add notes here as needed]
Student Activity Supplies	\$ -			Yes				[Add notes here as needed]
Dual Enrollment	\$ - Provided outside of SBB	\$ -		Provided outside of SBB			\$ -	[Add notes here as needed]
SCORE Peer Mediation	\$ - Provided outside of SBB	\$ -		Provided outside of SBB			\$ -	[Add notes here as needed]
Band camp	\$ - Provided outside of SBB	\$ -		Provided outside of SBB			\$ -	[Add notes here as needed]
Choral Supplies	\$ - Provided outside of SBB	\$ -		Provided outside of SBB			\$ -	[Add notes here as needed]
Jr. Air Force ROTC Supplies & Equip.	\$ -			Yes				[Add notes here as needed]
Other (describe in column H)								[Add notes here as needed]
Other (describe in column H)								[Add notes here as needed]
Other (describe in column H)								[Add notes here as needed]
Total Non-Personnel	\$ 121,376		\$ 61,293				\$ 61,293	
Total Budget								
							\$ 7,320,035	

Sullivan	SY23-24 Staff	Required minimum	SY24-25 Budgeted Staff	Check: Sufficient Staff?	Average Salary	Average Benefits	Amount	Notes			
School Year 24-25 Budget			Budget in light yellow cells		Budget in light yellow cells		\$ 7,681,225	Total Allocation - All Sources			
Positions in navy blue have been HS-only in the past			Gray cells are budgeted for you				0	Amount remaining to budget			
2100 Principal's Office:											
Principal/Coordinator	1.00	1.00	1.00	Yes	\$	128,740	\$	21,500	\$	150,240	[Add notes here as needed]
Headmaster				Yes	\$	146,371	\$	24,444	\$	-	[Add notes here as needed]
Assistant Principal	2.00		2.00	Yes	\$	125,952	\$	21,034	\$	293,972	[Add notes here as needed]
House Deans				Yes	\$	133,155	\$	22,237	\$	-	[Add notes here as needed]
Administrative Assistant	1.00	1.00	1.00	Yes	\$	49,553	\$	8,275	\$	57,828	[Add notes here as needed]
Subtotal	4.00	2.00	4.00					\$		502,040	
Coaches:											
Math Resource Teacher	1.00		1.00	Yes	\$	95,760	\$	15,992	\$	111,751	[Add notes here as needed]
Literacy Specialist				Yes	\$	102,000	\$	17,034	\$	-	[Add notes here as needed]
Instructional Specialist	2.00		2.00	Yes	\$	102,000	\$	17,034	\$	238,068	[Add notes here as needed]
Additional professional development coaches				Yes	\$	101,486	\$	16,948	\$	-	[Add notes here as needed]
Subtotal	3.00	0.00	3.00					\$		349,819	
Teachers:											
Classroom Teachers											
PreSchool Teachers				Yes	\$	86,000	\$	14,362	\$	-	[Add notes here as needed]
Kindergarten Teachers				Yes	\$	86,000	\$	14,362	\$	-	[Add notes here as needed]
1st Grade Teachers	see below			see below	\$	86,000	\$	14,362	\$	-	[Add notes here as needed]
2nd Grade Teachers	see below			see below	\$	86,000	\$	14,362	\$	-	[Add notes here as needed]
3rd Grade Teachers	see below			see below	\$	86,000	\$	14,362	\$	-	[Add notes here as needed]
4th Grade Teachers	see below			see below	\$	86,000	\$	14,362	\$	-	[Add notes here as needed]
5th Grade Teachers	6.00	see below	6.00	see below	\$	86,000	\$	14,362	\$	602,172	[Add notes here as needed]
6th Grade Teachers	6.00	see below	6.00	see below	\$	86,000	\$	14,362	\$	602,172	[Add notes here as needed]
7th Grade Teachers	6.00	see below	6.00	see below	\$	86,000	\$	14,362	\$	602,172	[Add notes here as needed]
8th Grade Teachers	6.00	see below	6.00	see below	\$	86,000	\$	14,362	\$	602,172	[Add notes here as needed]
Loopers	5.00	see below	5.00	see below	\$	86,000	\$	14,362	\$	501,810	[Add notes here as needed]
Subtotal: All Grades 1-8 Teachers	29.00	25.00	29.00	Yes							
Allied Arts											
Art	1.00		1.00	Yes	\$	86,000	\$	14,362	\$	100,362	[Add notes here as needed]
Music	1.00		1.00	Yes	\$	86,000	\$	14,362	\$	100,362	[Add notes here as needed]
Physical Education	2.00		2.00	Yes	\$	86,000	\$	14,362	\$	200,724	[Add notes here as needed]
Technology Ed	1.00			Yes	\$	86,000	\$	14,362	\$	-	[Add notes here as needed]
Drama				Yes	\$	86,000	\$	14,362	\$	-	[Add notes here as needed]
ITS				Yes	\$	86,000	\$	14,362	\$	-	[Add notes here as needed]
Content Literacy				Yes	\$	86,000	\$	14,362	\$	-	[Add notes here as needed]
Health	1.00		1.00	Yes	\$	86,000	\$	14,362	\$	100,362	[Add notes here as needed]
Dance				Yes	\$	86,000	\$	14,362	\$	-	[Add notes here as needed]
Library/Media Specialist				Yes	\$	88,355	\$	14,755	\$	-	[Add notes here as needed]
Other			2.00	Yes	\$	86,000	\$	14,362	\$	200,724	CSM SEL Teacher
Subject Teachers (High school only)											
Math Teachers	see below			see below	\$	86,000	\$	14,362	\$	-	[Add notes here as needed]
Science Teachers	see below			see below	\$	86,000	\$	14,362	\$	-	[Add notes here as needed]
Social Studies Teachers	see below			see below	\$	86,000	\$	14,362	\$	-	[Add notes here as needed]
English	see below			see below	\$	86,000	\$	14,362	\$	-	[Add notes here as needed]
Foreign Language	see below			see below	\$	86,000	\$	14,362	\$	-	[Add notes here as needed]
All HS Subject Teachers	0.00	0.00		Yes							[Add notes here as needed]
In House Suspension				Yes	\$	86,000	\$	14,362	\$	-	[Add notes here as needed]
Consumer Science				Yes	\$	86,000	\$	14,362	\$	-	[Add notes here as needed]
Business				Yes	\$	86,000	\$	14,362	\$	-	[Add notes here as needed]
Video Production				Yes	\$	86,000	\$	14,362	\$	-	[Add notes here as needed]
ROTC				Yes	\$	86,000	\$	14,362	\$	-	[Add notes here as needed]
All General Education Teachers	35.00	25.00	36.00					\$		3,613,032	
Special Education Teachers											
Adjustment Teachers	2.00	see below	2.00		\$	86,000	\$	14,362	\$	200,724	[Add notes here as needed]
LEAP Teachers		see below			\$	86,000	\$	14,362	\$	-	[Add notes here as needed]
CSA Teachers	2.00	see below	2.00		\$	86,000	\$	14,362	\$	200,724	[Add notes here as needed]
Other Special Ed Teachers	7.00	see below	7.00		\$	86,000	\$	14,362	\$	702,534	[Add notes here as needed]
All Special Education Teachers	11.00	11.0	11.00								



<b>Sullivan</b>		<b>SY23-24 Staff</b>	<b>Required minimum</b>	<b>SY24-25 Budgeted Staff</b>	<b>Check: Sufficient Staff?</b>	<b>Average Salary</b>	<b>Average Benefits</b>	<b>Amount</b>	<b>Notes</b>
<b>School Year 24-25 Budget</b>				Budget in light yellow cells		Budget in light yellow cells		\$ 7,681,225	Total Allocation - All Sources
<i>Positions in navy blue have been HS-only in the past</i>				Gray cells are budgeted for you				\$ 0	Amount remaining to budget
<b>English Language Learners Teachers</b>									
	ELL Teachers	4.00	5.0	5.00	Yes	\$ 86,000	\$ 14,362	\$ 501,810	[Add notes here as needed]
	<b>All Teachers</b>	<b>50.00</b>	<b>41.00</b>	<b>52.00</b>				\$ 5,218,824	
<b>Paraprofessionals:</b>									
<b>GenEd Paras</b>									
	Preschool Para				Yes	\$ 32,745	\$ 5,468	\$ -	[Add notes here as needed]
	Kindergarten Para				Yes	\$ 32,745	\$ -	\$ -	[Add notes here as needed]
	Mainstream Paras	4.00		4.00	Yes	\$ 32,745	\$ 5,468	\$ 152,852	[Add notes here as needed]
	<b>All General Education Paras</b>	<b>4.00</b>	<b>0.0</b>	<b>4.00</b>				\$ 152,852	
<b>Special Education Paras</b>									
	Special Education Classroom Paras	8.00	12.0	8.00	Contact Billie Jo Turner and Special Education Department	\$ 33,493	\$ 5,593	\$ 312,693	[Add notes here as needed]
	504 /1to1				Funded based on need				[Add notes here as needed]
<b>English Language Learners Paras</b>									
	ELL Para	4.00		4.00	Yes	\$ 33,493	\$ 5,593	\$ 156,347	[Add notes here as needed]
	<b>All Paraprofessionals</b>	<b>16.00</b>	<b>12.00</b>	<b>16.00</b>				\$ 621,892	
<b>Student Support:</b>									
	Guidance Counselor	1.00	1.00	1.00	Yes	\$ 99,727	\$ 16,654	\$ 116,382	[Add notes here as needed]
	Social Worker	2.00		2.00	Yes	\$ 99,164	\$ 16,560	\$ 231,448	[Add notes here as needed]
	Mental Health Support Staff	1.00		1.00	Yes	\$ 99,164	\$ 16,560	\$ 115,724	[Add notes here as needed]
	Behavior Support Staff	1.00			Yes	\$ 86,000	\$ 14,362	\$ -	[Add notes here as needed]
	Building Substitute Staff	n/a			Yes	\$ 42,500	\$ 7,098	\$ -	[Add notes here as needed]
	ELL Tutor (Title III)			1.00	Yes	\$ 30,240	\$ -	\$ 30,240	[Add notes here as needed]
	Tutors (including SEL): 18 hrs/week				Yes	\$ 30,240	\$ -	\$ -	[Add notes here as needed]
	Tutors: 15 hrs/week (Title I)	7.00		6.00	Yes	\$ 25,200	\$ -	\$ 151,200	[Add notes here as needed]
	Parent Liaisons: Stipended (Title I)				Yes	\$ 4,000	\$ -	\$ -	[Add notes here as needed]
	Parent Liaisons: 18 hrs/week (Title I)	1.00		1.00	Yes	\$ 15,120	\$ -	\$ 15,120	[Add notes here as needed]
	Parent Liaison, full time				Yes	\$ 37,000	\$ 6,179	\$ -	[Add notes here as needed]
	<b>Subtotal</b>	<b>13.00</b>	<b>1.00</b>	<b>12.00</b>				\$ 660,114	
<b>Facilities</b>									
	Security Guards				Yes	\$ 49,877	\$ 8,329	\$ -	[Add notes here as needed]
	Custodians	4.00	4.00	4.00	Yes	\$ 54,592	\$ 9,117	\$ 254,835	[Add notes here as needed]
	<b>Subtotal</b>	<b>4.00</b>	<b>4.00</b>	<b>4.00</b>				\$ 254,835	
<b>High School-Specific Positions</b>									
	Associate Head of School				Yes	\$ 139,321	\$ 23,267	\$ -	[Add notes here as needed]
	Coordinator of Student Support Services				Yes	\$ 133,188	\$ 22,242	\$ -	[Add notes here as needed]
	Discipline & Operations Specialist				Yes	\$ 109,123	\$ 18,224	\$ -	[Add notes here as needed]
	Academic Chairs				Yes	\$ 127,667	\$ 21,320	\$ -	[Add notes here as needed]
	Director of the Freshman Academy				Yes	\$ 105,000	\$ 17,535	\$ -	[Add notes here as needed]
	Student Services Specialist - Freshman Academy				Yes	\$ 100,344	\$ 16,757	\$ -	[Add notes here as needed]
	Bursar/Financial Specialist				Yes	\$ 54,307	\$ 9,069	\$ -	[Add notes here as needed]
	Clerk Schedulers				Yes	\$ 47,812	\$ 7,985	\$ -	[Add notes here as needed]
	Administrator of Athletics				Yes	\$ 132,791	\$ 22,176	\$ -	[Add notes here as needed]
	Student Activity Advisor				Yes	\$ 86,220	\$ 14,399	\$ -	[Add notes here as needed]
	<b>Subtotal</b>	<b>0.00</b>	<b>0.00</b>	<b>0.00</b>				\$ -	
<b>Other Positions</b>									
	Other (describe in column H)				Yes	See Amanda Dupont to estimate salary + benefits	\$ -	\$ -	[Add notes here as needed]
	Other (describe in column H)	n/a			Yes	See Amanda Dupont to estimate salary + benefits	\$ -	\$ -	[Add notes here as needed]
	<b>Subtotal</b>	<b>0.00</b>		<b>0.00</b>				\$ -	
<b>Total Staffing</b>									
	<b>All Staff</b>	<b>90.00</b>		<b>91.00</b>				\$ 7,607,524	
<b>Stipends</b>									
	STEM Lead Stipends		Provided outside of SB	Grant provided		\$ 3,600	\$ -	\$ -	[Add notes here as needed]

Sullivan	SY23-24 Staff	Required minimum	SY24-25 Budgeted Staff	Check: Sufficient Staff?	Average Salary	Average Benefits	Amount	Notes
<b>School Year 24-25 Budget</b>			Budget in light yellow cells		Budget in light yellow cells		\$ 7,681,225	Total Allocation - All Sources
<i>Positions in navy blue have been HS-only in the past</i>			Gray cells are budgeted for you				\$ 0	Amount remaining to budget
ELL Lead Stipends	Provided outside of SB		Grant provided		\$ 3,600		\$ -	[Add notes here as needed]
Website Content Manager Stipends	1.00			Yes	\$ 2,500		\$ -	[Add notes here as needed]
Other Lead Stipend (describe in column H);				Yes			\$ -	[Add notes here as needed]
Other Lead Stipend (describe in column H);				Yes			\$ -	[Add notes here as needed]
Other Lead Stipend (describe in column H);				Yes			\$ -	[Add notes here as needed]
<b>Total Stipends</b>	\$ 2,500		0.00				\$ -	
<b>Non-Personnel</b>								
SA: Instructional Supplies	\$ 21,203		\$ 20,000	Yes			\$ 20,000	[Add notes here as needed]
SA: General Supplies	\$ 30,000		\$ 28,701	Yes			\$ 28,701	[Add notes here as needed]
SA: Contracted Services	\$ -			Yes				[Add notes here as needed]
SA: Professional Development	\$ 25,000		\$ 25,000	Yes			\$ 25,000	[Add notes here as needed]
SA: Technology	\$ -			Yes				[Add notes here as needed]
Athletics: Coaches	\$ -			Yes				[Add notes here as needed]
Athletics: Contracted Services	\$ -			Yes				[Add notes here as needed]
Athletics: Transportation	\$ -			Yes				[Add notes here as needed]
Athletics: Supplies & Uniforms	\$ -			Yes				[Add notes here as needed]
Athletics: Rental Fees	\$ -			Yes				[Add notes here as needed]
Student Activity Stipends	\$ -			Yes				[Add notes here as needed]
Student Activity Supplies	\$ -			Yes				[Add notes here as needed]
Dual Enrollment	\$ - Provided outside of SBB		\$ -	Provided outside of SBB			\$ -	[Add notes here as needed]
SCORE Peer Mediation	\$ - Provided outside of SBB		\$ -	Provided outside of SBB			\$ -	[Add notes here as needed]
Band camp	\$ - Provided outside of SBB		\$ -	Provided outside of SBB			\$ -	[Add notes here as needed]
Choral Supplies	\$ - Provided outside of SBB		\$ -	Provided outside of SBB			\$ -	[Add notes here as needed]
Jr. Air Force ROTC Supplies & Equip.	\$ -			Yes				[Add notes here as needed]
Other (describe in column H)								[Add notes here as needed]
Other (describe in column H)								[Add notes here as needed]
Other (describe in column H)								[Add notes here as needed]
<b>Total Non-Personnel</b>	\$ 76,203		\$ 73,701				\$ 73,701	
<b>Total Budget</b>								
							\$ 7,681,225	

Career Academy		SY23-24 Staff Required minimum		SY24-25 Budgeted Staff	Check: Sufficient Staff?	Average Salary		Average Benefits		Amount	Notes
School Year 24-25 Budget				Budget in light yellow cells		Budget in light yellow cells				\$ 1,852,163	Total Allocation - All Sources
Positions in navy blue have been HS-only in the past				Gray cells are budgeted for you						\$ (0)	Amount remaining to budget
2100 Principal's Office:											
Principal/Coordinator	1.00	1.00	1.00		Yes	\$	128,740	\$	21,500	\$ 150,240	[Add notes here as needed]
Headmaster					Yes	\$	146,371	\$	24,444	\$ -	[Add notes here as needed]
Assistant Principal					Yes	\$	125,952	\$	21,034	\$ -	[Add notes here as needed]
House Deans					Yes	\$	133,155	\$	22,237	\$ -	[Add notes here as needed]
Administrative Assistant	1.00	1.00	1.00		Yes	\$	49,553	\$	8,275	\$ 57,828	[Add notes here as needed]
Subtotal	2.00	2.00	2.00							\$ 208,068	
Coaches:											
Math Resource Teacher					Yes	\$	95,760	\$	15,992	\$ -	[Add notes here as needed]
Literacy Specialist					Yes	\$	102,000	\$	17,034	\$ -	[Add notes here as needed]
Instructional Specialist					Yes	\$	102,000	\$	17,034	\$ -	[Add notes here as needed]
Additional professional development coaches					Yes	\$	101,486	\$	16,948	\$ -	[Add notes here as needed]
Subtotal	0.00	0.00	0.00							\$ -	
Teachers:											
Classroom Teachers											
PreSchool Teachers					Yes	\$	86,000	\$	14,362	\$ -	[Add notes here as needed]
Kindergarten Teachers					Yes	\$	86,000	\$	14,362	\$ -	[Add notes here as needed]
1st Grade Teachers	see below			see below		\$	86,000	\$	14,362	\$ -	[Add notes here as needed]
2nd Grade Teachers	see below			see below		\$	86,000	\$	14,362	\$ -	[Add notes here as needed]
3rd Grade Teachers	see below			see below		\$	86,000	\$	14,362	\$ -	[Add notes here as needed]
4th Grade Teachers	see below			see below		\$	86,000	\$	14,362	\$ -	[Add notes here as needed]
5th Grade Teachers	see below			see below		\$	86,000	\$	14,362	\$ -	[Add notes here as needed]
6th Grade Teachers	see below			see below		\$	86,000	\$	14,362	\$ -	[Add notes here as needed]
7th Grade Teachers	see below			see below		\$	86,000	\$	14,362	\$ -	[Add notes here as needed]
8th Grade Teachers	see below			see below		\$	86,000	\$	14,362	\$ -	[Add notes here as needed]
Loopers	see below			see below		\$	86,000	\$	14,362	\$ -	[Add notes here as needed]
Subtotal: All Grades 1-8 Teachers	0.00	3.00	0.00	Please budget additional staff							
Allied Arts											
Art					Yes	\$	86,000	\$	14,362	\$ -	[Add notes here as needed]
Music					Yes	\$	86,000	\$	14,362	\$ -	[Add notes here as needed]
Physical Education	1.00	1.00	1.00		Yes	\$	86,000	\$	14,362	\$ 100,362	[Add notes here as needed]
Technology Ed	1.00	1.00	1.00		Yes	\$	86,000	\$	14,362	\$ 100,362	[Add notes here as needed]
Drama					Yes	\$	86,000	\$	14,362	\$ -	[Add notes here as needed]
ITS					Yes	\$	86,000	\$	14,362	\$ -	[Add notes here as needed]
Content Literacy					Yes	\$	86,000	\$	14,362	\$ -	[Add notes here as needed]
Health					Yes	\$	86,000	\$	14,362	\$ -	[Add notes here as needed]
Dance					Yes	\$	86,000	\$	14,362	\$ -	[Add notes here as needed]
Library/Media Specialist					Yes	\$	88,355	\$	14,755	\$ -	[Add notes here as needed]
Community Schools Manager		1.00			Yes	\$	86,000	\$	14,362	\$ 50,181	1/2 is being picked up by grant
Subject Teachers (High school only)											
Math Teachers	1.00	see below	2.00	see below		\$	86,000	\$	14,362	\$ 200,724	Only 1 of 2 positions is currently reflected in budget book
Science Teachers	1.00	see below	1.00	see below		\$	86,000	\$	14,362	\$ 100,362	[Add notes here as needed]
Social Studies Teachers	1.00	see below	1.00	see below		\$	86,000	\$	14,362	\$ 100,362	[Add notes here as needed]
English	2.00	see below	2.00	see below		\$	86,000	\$	14,362	\$ 200,724	[Add notes here as needed]
Foreign Language		see below		see below		\$	86,000	\$	14,362	\$ -	[Add notes here as needed]
All HS Subject Teachers	5.00	0.00	6.00	Yes							[Add notes here as needed]
In House Suspension				Yes		\$	86,000	\$	14,362	\$ -	[Add notes here as needed]
Consumer Science				Yes		\$	86,000	\$	14,362	\$ -	[Add notes here as needed]
Business				Yes		\$	86,000	\$	14,362	\$ -	[Add notes here as needed]
Video Production				Yes		\$	86,000	\$	14,362	\$ -	[Add notes here as needed]
ROTC				Yes		\$	86,000	\$	14,362	\$ -	[Add notes here as needed]
All General Education Teachers	7.00	3.00	9.00							\$ 853,077	
Special Education Teachers											
Adjustment Teachers	see below					\$	86,000	\$	14,362	\$ -	[Add notes here as needed]
LEAP Teachers	see below					\$	86,000	\$	14,362	\$ -	[Add notes here as needed]
CSA Teachers	see below					\$	86,000	\$	14,362	\$ -	[Add notes here as needed]
Other Special Ed Teachers	2.00	see below	2.00			\$	86,000	\$	14,362	\$ 200,724	[Add notes here as needed]
All Special Education Teachers	2.00	2.0	2.00								

Career Academy		SY23-24 Staff	Required minimum	SY24-25 Budgeted Staff	Check: Sufficient Staff?	Average Salary	Average Benefits	Amount	Notes
<b>School Year 24-25 Budget</b>				Budget in light yellow cells		Budget in light yellow cells		\$ 1,852,163	Total Allocation - All Sources
<i>Positions in navy blue have been HS-only in the past</i>				Gray cells are budgeted for you				\$ (0)	Amount remaining to budget
<b>English Language Learners Teachers</b>									
	ELL Teachers	1.00		1.00	Yes	\$ 86,000	\$ 14,362	\$ 100,362	[Add notes here as needed]
	<b>All Teachers</b>	10.00	5.00	12.00				\$ 1,154,163	
<b>Paraprofessionals:</b>									
<b>GenEd Paras</b>									
	Preschool Para				Yes	\$ 32,745	\$ 5,468	\$ -	[Add notes here as needed]
	Kindergarten Para				Yes	\$ 32,745	\$ 5,468	\$ -	[Add notes here as needed]
	Mainstream Paras				Yes	\$ 32,745	\$ 5,468	\$ -	[Add notes here as needed]
	<b>All General Education Paras</b>	0.00	0.0	0.00				\$ -	
<b>Special Education Paras</b>									
	Special Education Classroom Paras					\$ 33,493	\$ 5,593	\$ -	[Add notes here as needed]
	504 /1to1				Funded based on need				[Add notes here as needed]
<b>English Language Learners Paras</b>									
	ELL Para				Yes	\$ 33,493	\$ 5,593	\$ -	[Add notes here as needed]
	<b>All Paraprofessionals</b>	0.00	0.00	0.00				\$ -	
<b>Student Support:</b>									
	Guidance Counselor				Yes	\$ 99,727	\$ 16,654	\$ -	
	Social Worker	2.00		2.00	Yes	\$ 99,164	\$ 16,560	\$ 231,448	[Add notes here as needed]
	Mental Health Support Staff	n/a			Yes	\$ 99,164	\$ 16,560	\$ -	[Add notes here as needed]
	Behavior Support Staff	n/a			Yes	\$ 86,000	\$ 14,362	\$ -	[Add notes here as needed]
	Building Substitute Staff	n/a			Yes	\$ 42,500	\$ 7,098	\$ -	[Add notes here as needed]
	ELL Tutor (Title III)				Yes	\$ 30,240	\$ -	\$ -	[Add notes here as needed]
	Tutors (including SEL): 18 hrs/week			1.00	Yes	\$ 30,240	\$ -	\$ 30,240	Guidance
	Tutors: 15 hrs/week (Title I)	2.00		2.00	Yes	\$ 25,200	\$ -	\$ 50,400	[Add notes here as needed]
	Parent Liaisons: Stipended (Title I)				Yes	\$ 4,000	\$ -	\$ -	[Add notes here as needed]
	Parent Liaisons: 18 hrs/week (Title I)				Yes	\$ 15,120	\$ -	\$ -	[Add notes here as needed]
	Parent Liaison, full time			1.00	Yes	\$ 37,000	\$ 6,179	\$ 43,179	[Add notes here as needed]
	<b>Subtotal</b>	4.00	0.00	6.00				\$ 355,267	
<b>Facilities</b>									
	Security Guards	1.00		1.00	Yes	\$ 49,877	\$ 8,329	\$ 58,206	[Add notes here as needed]
	Custodians	1.00		1.00	Yes	\$ 54,592	\$ 9,117	\$ 63,709	[Add notes here as needed]
	<b>Subtotal</b>	2.00	0.00	2.00				\$ 121,915	
<b>High School-Specific Positions</b>									
	Associate Head of School				Yes	\$ 139,321	\$ 23,267	\$ -	[Add notes here as needed]
	Coordinator of Student Support Services				Yes	\$ 133,188	\$ 22,242	\$ -	[Add notes here as needed]
	Discipline & Operations Specialist				Yes	\$ 109,123	\$ 18,224	\$ -	[Add notes here as needed]
	Academic Chairs				Yes	\$ 127,667	\$ 21,320	\$ -	[Add notes here as needed]
	Director of the Freshman Academy				Yes	\$ 105,000	\$ 17,535	\$ -	[Add notes here as needed]
	Student Services Specialist - Freshman Academy				Yes	\$ 100,344	\$ 16,757	\$ -	[Add notes here as needed]
	Bursar/Financial Specialist				Yes	\$ 54,307	\$ 9,069	\$ -	[Add notes here as needed]
	Clerk Schedulers				Yes	\$ 47,812	\$ 7,985	\$ -	[Add notes here as needed]
	Administrator of Athletics				Yes	\$ 132,791	\$ 22,176	\$ -	[Add notes here as needed]
	Student Activity Advisor	0.50			Yes	\$ 86,220	\$ 14,399	\$ -	[Add notes here as needed]
	<b>Subtotal</b>	0.50	0.00	0.00				\$ -	
<b>Other Positions</b>									
	Other (describe in column H)	n/a			Yes	See Amanda Dupont to estimate salary + benefits	\$ -	\$ -	Community School Program Manager
	Other (describe in column H)	n/a			Yes	See Amanda Dupont to estimate salary + benefits	\$ -	\$ -	[Add notes here as needed]
	<b>Subtotal</b>	0.00		0.00				\$ -	
<b>Total Staffing</b>									
	<b>All Staff</b>	18.50		22.00				\$ 1,839,412	
<b>Stipends</b>									
	STEM Lead Stipends		Provided outside of SB	Grant provided		\$ 3,600	\$ -	\$ -	[Add notes here as needed]

Career Academy		SY23-24 Staff Required minimum	SY24-25 Budgeted Staff	Check: Sufficient Staff?	Average Salary	Average Benefits	Amount	Notes
<b>School Year 24-25 Budget</b>			Budget in light yellow cells		Budget in light yellow cells		\$ 1,852,163	Total Allocation - All Sources
<i>Positions in navy blue have been HS-only in the past</i>			Gray cells are budgeted for you				\$ (0)	Amount remaining to budget
ELL Lead Stipends	Provided outside of SB		Grant provided		\$ 3,600		\$ -	[Add notes here as needed]
Website Content Manager Stipends				Yes	\$ 2,500		\$ -	[Add notes here as needed]
Other Lead Stipend (describe in column H);				Yes			\$ -	[Add notes here as needed]
Other Lead Stipend (describe in column H);				Yes			\$ -	[Add notes here as needed]
Other Lead Stipend (describe in column H);				Yes			\$ -	[Add notes here as needed]
<b>Total Stipends</b>	\$ -	0.00					\$ -	
<b>Non-Personnel</b>								
SA: Instructional Supplies	\$ -			Yes				[Add notes here as needed]
SA: General Supplies	\$ 5,000	\$ 5,000		Yes			\$ 5,000	[Add notes here as needed]
SA: Contracted Services	\$ -			Yes				[Add notes here as needed]
SA: Professional Development	\$ 5,059	\$ 7,751		Yes			\$ 7,751	[Add notes here as needed]
SA: Technology	\$ -			Yes				[Add notes here as needed]
Athletics: Coaches	\$ -			Yes				[Add notes here as needed]
Athletics: Contracted Services	\$ -			Yes				[Add notes here as needed]
Athletics: Transportation	\$ -			Yes				[Add notes here as needed]
Athletics: Supplies & Uniforms	\$ -			Yes				[Add notes here as needed]
Athletics: Rental Fees	\$ -			Yes				[Add notes here as needed]
Student Activity Stipends	\$ -			Yes				[Add notes here as needed]
Student Activity Supplies	\$ -			Yes				[Add notes here as needed]
Dual Enrollment	\$ - Provided outside of SBB	\$ -	Provided outside of SBB				\$ -	[Add notes here as needed]
SCORE Peer Mediation	\$ - Provided outside of SBB	\$ -	Provided outside of SBB				\$ -	[Add notes here as needed]
Band camp	\$ - Provided outside of SBB	\$ -	Provided outside of SBB				\$ -	[Add notes here as needed]
Choral Supplies	\$ - Provided outside of SBB	\$ -	Provided outside of SBB				\$ -	[Add notes here as needed]
Jr. Air Force ROTC Supplies & Equip.	\$ -		Yes					[Add notes here as needed]
Other (describe in column H)								[Add notes here as needed]
Other (describe in column H)								[Add notes here as needed]
Other (describe in column H)								[Add notes here as needed]
<b>Total Non-Personnel</b>	\$ 10,059	\$ 12,751					\$ 12,751	
<b>Total Budget</b>								
							\$ 1,852,163	

Wang		SY23-24 Staff	Required minimum	SY24-25 Budgeted Staff	Check: Sufficient Staff?	Average Salary		Average Benefits		Amount	Notes
School Year 24-25 Budget				Budget in light yellow cells		Budget in light yellow cells			\$ 7,182,457	Total Allocation - All Sources	
Positions in navy blue have been HS-only in the past				Gray cells are budgeted for you					\$ (0)	Amount remaining to budget	
2100 Principal's Office:											
Principal/Coordinator	1.00	1.00	1.00	Yes	\$	128,740	\$	21,500	\$ 150,240	[Add notes here as needed]	
Headmaster				Yes	\$	146,371	\$	24,444	\$ -	[Add notes here as needed]	
Assistant Principal	2.00	2.00	2.00	Yes	\$	125,952	\$	21,034	\$ 293,972	[Add notes here as needed]	
House Deans				Yes	\$	133,155	\$	22,237	\$ -	[Add notes here as needed]	
Administrative Assistant	1.00	1.00	1.00	Yes	\$	49,553	\$	8,275	\$ 57,828	[Add notes here as needed]	
Subtotal	4.00	4.00	4.00						\$ 502,040		
Coaches:											
Math Resource Teacher	1.00		1.00	Yes	\$	95,760	\$	15,992	\$ 111,751	[Add notes here as needed]	
Literacy Specialist				Yes	\$	102,000	\$	17,034	\$ -	[Add notes here as needed]	
Instructional Specialist	1.00		1.00	Yes	\$	102,000	\$	17,034	\$ 119,034	[Add notes here as needed]	
Additional professional development coaches			0.00	Yes	\$	101,486	\$	16,948	\$ -	[Add notes here as needed]	
Subtotal	2.00	0.00	2.00						\$ 230,785		
Teachers:											
Classroom Teachers											
PreSchool Teachers				Yes	\$	86,000	\$	14,362	\$ -	[Add notes here as needed]	
Kindergarten Teachers				Yes	\$	86,000	\$	14,362	\$ -	[Add notes here as needed]	
1st Grade Teachers	see below			see below	\$	86,000	\$	14,362	\$ -	[Add notes here as needed]	
2nd Grade Teachers	see below			see below	\$	86,000	\$	14,362	\$ -	[Add notes here as needed]	
3rd Grade Teachers	see below			see below	\$	86,000	\$	14,362	\$ -	[Add notes here as needed]	
4th Grade Teachers	see below			see below	\$	86,000	\$	14,362	\$ -	[Add notes here as needed]	
5th Grade Teachers	6.00	see below	6.00	see below	\$	86,000	\$	14,362	\$ 602,172	[Add notes here as needed]	
6th Grade Teachers	6.00	see below	6.00	see below	\$	86,000	\$	14,362	\$ 602,172	[Add notes here as needed]	
7th Grade Teachers	6.00	see below	6.00	see below	\$	86,000	\$	14,362	\$ 602,172	[Add notes here as needed]	
8th Grade Teachers	6.00	see below	6.00	see below	\$	86,000	\$	14,362	\$ 602,172	[Add notes here as needed]	
Loopers	see below		1.00	see below	\$	86,000	\$	14,362	\$ 100,362	[Add notes here as needed]	
Subtotal: All Grades 1-8 Teachers	24.00	29.00	25.00	Please budget additional staff							
Allied Arts											
Art	2.00		2.00	Yes	\$	86,000	\$	14,362	\$ 200,724	[Add notes here as needed]	
Music	2.00		2.00	Yes	\$	86,000	\$	14,362	\$ 200,724	[Add notes here as needed]	
Physical Education	2.00		2.00	Yes	\$	86,000	\$	14,362	\$ 200,724	[Add notes here as needed]	
Technology Ed	1.00		0.00	Yes	\$	86,000	\$	14,362	\$ -	[Add notes here as needed]	
Drama				Yes	\$	86,000	\$	14,362	\$ -	[Add notes here as needed]	
ITS			1.00	Yes	\$	86,000	\$	14,362	\$ 100,362	[Add notes here as needed]	
Content Literacy				Yes	\$	86,000	\$	14,362	\$ -	[Add notes here as needed]	
Health				Yes	\$	86,000	\$	14,362	\$ -	[Add notes here as needed]	
Dance				Yes	\$	86,000	\$	14,362	\$ -	[Add notes here as needed]	
Library/Media Specialist			1.00	Yes	\$	88,355	\$	14,755	\$ 103,111	[Add notes here as needed]	
Other	2.00		2.00	Yes	\$	86,000	\$	14,362	\$ 200,724	[Add notes here as needed]	
Subject Teachers (High school only)											
Math Teachers	see below			see below	\$	86,000	\$	14,362	\$ -	[Add notes here as needed]	
Science Teachers	see below			see below	\$	86,000	\$	14,362	\$ -	[Add notes here as needed]	
Social Studies Teachers	see below			see below	\$	86,000	\$	14,362	\$ -	[Add notes here as needed]	
English	see below			see below	\$	86,000	\$	14,362	\$ -	[Add notes here as needed]	
Foreign Language	see below			see below	\$	86,000	\$	14,362	\$ -	[Add notes here as needed]	
All HS Subject Teachers	0.00	0.00		Yes						[Add notes here as needed]	
In House Suspension				Yes	\$	86,000	\$	14,362	\$ -	[Add notes here as needed]	
Consumer Science				Yes	\$	86,000	\$	14,362	\$ -	[Add notes here as needed]	
Business				Yes	\$	86,000	\$	14,362	\$ -	[Add notes here as needed]	
Video Production				Yes	\$	86,000	\$	14,362	\$ -	[Add notes here as needed]	
ROTC				Yes	\$	86,000	\$	14,362	\$ -	[Add notes here as needed]	
All General Education Teachers	33.00	29.00	35.00						\$ 3,515,419		
Special Education Teachers											
Adjustment Teachers	2.00	see below	2.00		\$	86,000	\$	14,362	\$ 200,724	[Add notes here as needed]	
LEAP Teachers		see below			\$	86,000	\$	14,362	\$ -	[Add notes here as needed]	
CSA Teachers		see below			\$	86,000	\$	14,362	\$ -	[Add notes here as needed]	
Other Special Ed Teachers	7.00	see below	7.00		\$	86,000	\$	14,362	\$ 702,534	[Add notes here as needed]	
All Special Education Teachers	9.00	9.00	9.00								

Wang	SY23-24 Staff	Required minimum	SY24-25 Budgeted Staff	Check: Sufficient Staff?	Average Salary	Average Benefits	Amount	Notes
<b>School Year 24-25 Budget</b>			Budget in light yellow cells		Budget in light yellow cells		\$ 7,182,457	Total Allocation - All Sources
<i>Positions in navy blue have been HS-only in the past</i>			Gray cells are budgeted for you				\$ (0)	Amount remaining to budget
<b>English Language Learners Teachers</b>								
ELL Teachers	4.00	3.00	4.00	Yes	\$ 86,000	\$ 14,362	\$ 401,448	[Add notes here as needed]
<b>All Teachers</b>	<b>46.00</b>	<b>41.00</b>	<b>48.00</b>				<b>\$ 4,820,125</b>	
<b>Paraprofessionals:</b>								
<b>GenEd Paras</b>								
Preschool Para				Yes	\$ 32,745	\$ 5,468	\$ -	[Add notes here as needed]
Kindergarten Para				Yes	\$ 32,745	\$ -	\$ -	[Add notes here as needed]
Mainstream Paras	12.00		7.00	Yes	\$ 32,745	\$ 5,468	\$ 267,492	[Add notes here as needed]
<b>All General Education Paras</b>	<b>12.00</b>	<b>0.0</b>	<b>7.00</b>				<b>\$ 267,492</b>	
<b>Special Education Paras</b>								
Special Education Classroom Paras	4.00	6.0	4.00	Contact Billie Jo Turner and Special Education Department	\$ 33,493	\$ 5,593	\$ 156,347	[Add notes here as needed]
504 /1to1	1.00		1.00	Funded based on need				[Add notes here as needed]
<b>English Language Learners Paras</b>								
ELL Para	2.00	1.0	1.00	Yes	\$ 33,493	\$ 5,593	\$ 39,087	[Add notes here as needed]
<b>All Paraprofessionals</b>	<b>19.00</b>	<b>7.00</b>	<b>13.00</b>				<b>\$ 462,925</b>	
<b>Student Support:</b>								
Guidance Counselor	1.00	1.00	2.00	Yes	\$ 99,727	\$ 16,654	\$ 232,763	[Add notes here as needed]
Social Worker	2.00		2.00	Yes	\$ 99,164	\$ 16,560	\$ 231,448	[Add notes here as needed]
Mental Health Support Staff	0.00			Yes	\$ 99,164	\$ 16,560	\$ -	[Add notes here as needed]
Behavior Support Staff	2.00		0.00	Yes	\$ 86,000	\$ 14,362	\$ -	[Add notes here as needed]
Building Substitute Staff	2.00		0.00	Yes	\$ 42,500	\$ 7,098	\$ -	[Add notes here as needed]
ELL Tutor (Title III)				Yes	\$ 30,240	\$ -	\$ -	[Add notes here as needed]
Tutors (including SEL): 18 hrs/week			4.00	Yes	\$ 30,240	\$ 120,960	\$ -	[Add notes here as needed]
Tutors: 15 hrs/week (Title I)	9.00		3.00	Yes	\$ 25,200	\$ 75,600	\$ -	[Add notes here as needed]
Parent Liaisons: Stipended (Title I)				Yes	\$ 4,000	\$ -	\$ -	[Add notes here as needed]
Parent Liaisons: 18 hrs/week (Title I)	1.00			Yes	\$ 15,120	\$ -	\$ -	[Add notes here as needed]
Parent Liaison, full time			1.00	Yes	\$ 37,000	\$ 6,179	\$ 43,179	[Add notes here as needed]
<b>Subtotal</b>	<b>17.00</b>	<b>1.00</b>	<b>12.00</b>				<b>\$ 703,950</b>	
<b>Facilities</b>								
Security Guards				Yes	\$ 49,877	\$ 8,329	\$ -	[Add notes here as needed]
Custodians	4.00	4.00	4.00	Yes	\$ 54,592	\$ 9,117	\$ 254,835	[Add notes here as needed]
<b>Subtotal</b>	<b>4.00</b>	<b>4.00</b>	<b>4.00</b>				<b>\$ 254,835</b>	
<b>High School-Specific Positions</b>								
Associate Head of School				Yes	\$ 139,321	\$ 23,267	\$ -	[Add notes here as needed]
Coordinator of Student Support Services				Yes	\$ 133,188	\$ 22,242	\$ -	[Add notes here as needed]
Discipline & Operations Specialist				Yes	\$ 109,123	\$ 18,224	\$ -	[Add notes here as needed]
Academic Chairs				Yes	\$ 127,667	\$ 21,320	\$ -	[Add notes here as needed]
Director of the Freshman Academy				Yes	\$ 105,000	\$ 17,535	\$ -	[Add notes here as needed]
Student Services Specialist - Freshman Academy				Yes	\$ 100,344	\$ 16,757	\$ -	[Add notes here as needed]
Bursar/Financial Specialist				Yes	\$ 54,307	\$ 9,069	\$ -	[Add notes here as needed]
Clerk Schedulers				Yes	\$ 47,812	\$ 7,985	\$ -	[Add notes here as needed]
Administrator of Athletics				Yes	\$ 132,791	\$ 22,176	\$ -	[Add notes here as needed]
Student Activity Advisor				Yes	\$ 86,220	\$ 14,399	\$ -	[Add notes here as needed]
<b>Subtotal</b>	<b>0.00</b>	<b>0.00</b>	<b>0.00</b>				<b>\$ -</b>	
<b>Other Positions</b>								
Other (describe in column H)	n/a			Yes	See Amanda Dupont to estimate salary + benefits	\$ -	\$ -	[Add notes here as needed]
Other (describe in column H)	n/a			Yes	See Amanda Dupont to estimate salary + benefits	\$ -	\$ -	[Add notes here as needed]
<b>Subtotal</b>	<b>0.00</b>		<b>0.00</b>				<b>\$ -</b>	
<b>Total Staffing</b>								
<b>All Staff</b>	<b>92.00</b>		<b>83.00</b>				<b>\$ 6,974,660</b>	
<b>Stipends</b>								
STEM Lead Stipends		Provided outside of SB	Grant provided		\$ 3,600	\$ -	\$ -	[Add notes here as needed]

Wang		SY23-24 Staff Required minimum	SY24-25 Budgeted Staff	Check: Sufficient Staff?	Average Salary	Average Benefits	Amount	Notes
School Year 24-25 Budget			Budget in light yellow cells		Budget in light yellow cells		\$ 7,182,457	Total Allocation - All Sources
Positions in navy blue have been HS-only in the past			Gray cells are budgeted for you				\$ (0)	Amount remaining to budget
ELL Lead Stipends	Provided outside of SB		Grant provided		\$ 3,600		\$ -	[Add notes here as needed]
Website Content Manager Stipends	1.00		1.00	Yes	\$ 2,500		\$ 2,500	[Add notes here as needed]
Other Lead Stipend (describe in column H);				Yes			\$ -	[Add notes here as needed]
Other Lead Stipend (describe in column H);				Yes			\$ -	[Add notes here as needed]
Other Lead Stipend (describe in column H);				Yes			\$ -	[Add notes here as needed]
Total Stipends	\$ 2,500		1.00				\$ 2,500	
Non-Personnel								
SA: Instructional Supplies	\$ 51,770		\$ 24,000	Yes			\$ 24,000	[Add notes here as needed]
SA: General Supplies	\$ 200,000		\$ 70,000	Yes			\$ 70,000	[Add notes here as needed]
SA: Contracted Services	\$ 10,000		\$ 10,000	Yes			\$ 10,000	[Add notes here as needed]
SA: Professional Development	\$ 30,000		\$ 31,297	Yes			\$ 31,297	[Add notes here as needed]
SA: Technology	\$ 30,000		\$ 70,000	Yes			\$ 70,000	[Add notes here as needed]
Athletics: Coaches	\$ -			Yes				[Add notes here as needed]
Athletics: Contracted Services	\$ -			Yes				[Add notes here as needed]
Athletics: Transportation	\$ -			Yes				[Add notes here as needed]
Athletics: Supplies & Uniforms	\$ -			Yes				[Add notes here as needed]
Athletics: Rental Fees	\$ -			Yes				[Add notes here as needed]
Student Activity Stipends	\$ -			Yes				[Add notes here as needed]
Student Activity Supplies	\$ -			Yes				[Add notes here as needed]
Dual Enrollment	\$ - Provided outside of SBB		\$ -	Provided outside of SBB			\$ -	[Add notes here as needed]
SCORE Peer Mediation	\$ - Provided outside of SBB		\$ -	Provided outside of SBB			\$ -	[Add notes here as needed]
Band camp	\$ - Provided outside of SBB		\$ -	Provided outside of SBB			\$ -	[Add notes here as needed]
Choral Supplies	\$ - Provided outside of SBB		\$ -	Provided outside of SBB			\$ -	[Add notes here as needed]
Jr. Air Force ROTC Supplies & Equip.	\$ -			Yes				[Add notes here as needed]
Other (describe in column H)								[Add notes here as needed]
Other (describe in column H)								[Add notes here as needed]
Other (describe in column H)								[Add notes here as needed]
Total Non-Personnel	\$ 321,770		\$ 205,297				\$ 205,297	
Total Budget							\$ 7,182,457	



Washington	SY23-24 Staff	Required minimum	SY24-25 Budgeted Staff	Check: Sufficient Staff?	Average Salary	Average Benefits	Amount	Notes			
School Year 24-25 Budget			Budget in light yellow cells		Budget in light yellow cells		\$ 3,686,004	Total Allocation - All Sources			
Positions in navy blue have been HS-only in the past			Gray cells are budgeted for you				0	Amount remaining to budget			
2100 Principal's Office:											
Principal/Coordinator	1.00	1.00	1.00	Yes	\$	128,740	\$	21,500	\$	150,240	[Add notes here as needed]
Headmaster				Yes	\$	146,371	\$	24,444	\$	-	[Add notes here as needed]
Assistant Principal				Yes	\$	125,952	\$	21,034	\$	-	[Add notes here as needed]
House Deans				Yes	\$	133,155	\$	22,237	\$	-	[Add notes here as needed]
Administrative Assistant	1.00	1.00	1.00	Yes	\$	49,553	\$	8,275	\$	57,828	[Add notes here as needed]
Subtotal	2.00	2.00	2.00						\$	208,068	
Coaches:											
Math Resource Teacher	1.00		1.00	Yes	\$	95,760	\$	15,992	\$	111,751	[Add notes here as needed]
Literacy Specialist	1.00		1.00	Yes	\$	102,000	\$	17,034	\$	119,034	[Add notes here as needed]
Instructional Specialist				Yes	\$	102,000	\$	17,034	\$	-	[Add notes here as needed]
Additional professional development coaches				Yes	\$	101,486	\$	16,948	\$	-	[Add notes here as needed]
Subtotal	2.00	0.00	2.00						\$	230,785	
Teachers:											
Classroom Teachers											
PreSchool Teachers	1.00	1.00	1.00	Yes	\$	86,000	\$	14,362	\$	100,362	[Add notes here as needed]
Kindergarten Teachers	2.00	1.00	2.00	Yes	\$	86,000	\$	14,362	\$	200,724	[Add notes here as needed]
1st Grade Teachers	2.00	see below	2.00	see below	\$	86,000	\$	14,362	\$	200,724	[Add notes here as needed]
2nd Grade Teachers	2.00	see below	2.00	see below	\$	86,000	\$	14,362	\$	200,724	[Add notes here as needed]
3rd Grade Teachers	2.00	see below	2.00	see below	\$	86,000	\$	14,362	\$	200,724	[Add notes here as needed]
4th Grade Teachers	2.00	see below	2.00	see below	\$	86,000	\$	14,362	\$	200,724	[Add notes here as needed]
5th Grade Teachers		see below		see below	\$	86,000	\$	14,362	\$	-	[Add notes here as needed]
6th Grade Teachers		see below		see below	\$	86,000	\$	14,362	\$	-	[Add notes here as needed]
7th Grade Teachers		see below		see below	\$	86,000	\$	14,362	\$	-	[Add notes here as needed]
8th Grade Teachers		see below		see below	\$	86,000	\$	14,362	\$	-	[Add notes here as needed]
Loopers		see below		see below	\$	86,000	\$	14,362	\$	-	[Add notes here as needed]
Subtotal: All Grades 1-8 Teachers	8.00	7.00	8.00	Yes							
Allied Arts											
Art	0.80		0.80	Yes	\$	86,000	\$	14,362	\$	80,290	[Add notes here as needed]
Music	0.90		0.90	Yes	\$	86,000	\$	14,362	\$	90,326	[Add notes here as needed]
Physical Education	1.00		1.00	Yes	\$	86,000	\$	14,362	\$	100,362	[Add notes here as needed]
Technology Ed				Yes	\$	86,000	\$	14,362	\$	-	[Add notes here as needed]
Drama				Yes	\$	86,000	\$	14,362	\$	-	[Add notes here as needed]
ITS				Yes	\$	86,000	\$	14,362	\$	-	[Add notes here as needed]
Content Literacy	1.00		1.00	Yes	\$	86,000	\$	14,362	\$	100,362	[Add notes here as needed]
Health				Yes	\$	86,000	\$	14,362	\$	-	[Add notes here as needed]
Dance				Yes	\$	86,000	\$	14,362	\$	-	[Add notes here as needed]
Library/Media Specialist				Yes	\$	88,355	\$	14,755	\$	-	[Add notes here as needed]
Other				Yes	\$	86,000	\$	14,362	\$	-	[Add notes here as needed]
Subject Teachers (High school only)											
Math Teachers	see below			see below	\$	86,000	\$	14,362	\$	-	[Add notes here as needed]
Science Teachers	see below			see below	\$	86,000	\$	14,362	\$	-	[Add notes here as needed]
Social Studies Teachers	see below			see below	\$	86,000	\$	14,362	\$	-	[Add notes here as needed]
English	see below			see below	\$	86,000	\$	14,362	\$	-	[Add notes here as needed]
Foreign Language	see below			see below	\$	86,000	\$	14,362	\$	-	[Add notes here as needed]
All HS Subject Teachers	0.00	0.00		Yes							[Add notes here as needed]
In House Suspension				Yes	\$	86,000	\$	14,362	\$	-	[Add notes here as needed]
Consumer Science				Yes	\$	86,000	\$	14,362	\$	-	[Add notes here as needed]
Business				Yes	\$	86,000	\$	14,362	\$	-	[Add notes here as needed]
Video Production				Yes	\$	86,000	\$	14,362	\$	-	[Add notes here as needed]
ROTC				Yes	\$	86,000	\$	14,362	\$	-	[Add notes here as needed]
All General Education Teachers	14.70	9.00	14.70						\$	1,475,321	
Special Education Teachers											
Adjustment Teachers	see below				\$	86,000	\$	14,362	\$	-	[Add notes here as needed]
LEAP Teachers	see below				\$	86,000	\$	14,362	\$	-	[Add notes here as needed]
CSA Teachers	3.00	see below	3.00		\$	86,000	\$	14,362	\$	301,086	[Add notes here as needed]
Other Special Ed Teachers	2.00	see below	2.00		\$	86,000	\$	14,362	\$	200,724	[Add notes here as needed]
All Special Education Teachers	5.00	5.00	5.00								

<b>Washington</b>	<b>SY23-24 Staff</b>	<b>Required minimum</b>	<b>SY24-25 Budgeted Staff</b>	<b>Check: Sufficient Staff?</b>	<b>Average Salary</b>	<b>Average Benefits</b>	<b>Amount</b>	<b>Notes</b>
<b>School Year 24-25 Budget</b>			Budget in light yellow cells		Budget in light yellow cells		\$ 3,686,004	Total Allocation - All Sources
<i>Positions in navy blue have been HS-only in the past</i>			Gray cells are budgeted for you				\$ 0	Amount remaining to budget
<b>English Language Learners Teachers</b>								
ELL Teachers	4.00	2.00	3.00	Yes	\$ 86,000	\$ 14,362	\$ 301,086	[Add notes here as needed]
<b>All Teachers</b>	<b>23.70</b>	<b>16.00</b>	<b>22.70</b>				<b>\$ 2,278,217</b>	
<b>Paraprofessionals:</b>								
<b>GenEd Paras</b>								
Preschool Para	1.00	1.00	1.00	Yes	\$ 32,745	\$ 5,468	\$ 38,214	[Add notes here as needed]
Kindergarten Para	2.00	2.00	2.00	Yes	\$ 32,745	\$ 5,468	\$ 76,427	[Add notes here as needed]
Mainstream Paras	3.00		2.00	Yes	\$ 32,745	\$ 5,468	\$ 76,426	[Add notes here as needed]
<b>All General Education Paras</b>	<b>6.00</b>	<b>0.0</b>	<b>5.00</b>				<b>\$ 191,067</b>	
<b>Special Education Paras</b>								
Special Education Classroom Paras	9.00	9.0	9.00		\$ 33,493	\$ 5,593	\$ 351,780	[Add notes here as needed]
504 /1to1	1.00			Funded based on need				[Add notes here as needed]
<b>English Language Learners Paras</b>								
ELL Para		1.0	1.00	Yes	\$ 33,493	\$ 5,593	\$ 39,087	[Add notes here as needed]
<b>All Paraprofessionals</b>	<b>16.00</b>	<b>10.00</b>	<b>15.00</b>				<b>\$ 581,934</b>	
<b>Student Support:</b>								
Guidance Counselor				Yes	\$ 99,727	\$ 16,654	\$ -	[Add notes here as needed]
Social Worker	1.00		1.00	Yes	\$ 99,164	\$ 16,560	\$ 115,724	[Add notes here as needed]
Mental Health Support Staff				Yes	\$ 99,164	\$ 16,560	\$ -	[Add notes here as needed]
Behavior Support Staff				Yes	\$ 86,000	\$ 14,362	\$ -	[Add notes here as needed]
Building Substitute Staff				Yes	\$ 42,500	\$ 7,098	\$ -	[Add notes here as needed]
ELL Tutor (Title III)				Yes	\$ 30,240	\$ -	\$ -	[Add notes here as needed]
Tutors (including SEL): 18 hrs/week	0.00			Yes	\$ 30,240	\$ -	\$ -	[Add notes here as needed]
Tutors: 15 hrs/week (Title I)	4.20		4.00	Yes	\$ 25,200	\$ -	\$ 100,800	[Add notes here as needed]
Parent Liaisons: Stipended (Title I)				Yes	\$ 4,000	\$ -	\$ -	[Add notes here as needed]
Parent Liaisons: 18 hrs/week (Title I)				Yes	\$ 15,120	\$ -	\$ -	[Add notes here as needed]
Parent Liaison, full time				Yes	\$ 37,000	\$ 6,179	\$ -	[Add notes here as needed]
<b>Subtotal</b>	<b>5.20</b>	<b>0.00</b>	<b>5.00</b>				<b>\$ 216,524</b>	
<b>Facilities</b>								
Security Guards				Yes	\$ 49,877	\$ 8,329	\$ -	[Add notes here as needed]
Custodians	2.00	2.00	2.00	Yes	\$ 54,592	\$ 9,117	\$ 127,417	[Add notes here as needed]
<b>Subtotal</b>	<b>2.00</b>	<b>2.00</b>	<b>2.00</b>				<b>\$ 127,417</b>	
<b>High School-Specific Positions</b>								
Associate Head of School				Yes	\$ 139,321	\$ 23,267	\$ -	[Add notes here as needed]
Coordinator of Student Support Services				Yes	\$ 133,188	\$ 22,242	\$ -	[Add notes here as needed]
Discipline & Operations Specialist				Yes	\$ 109,123	\$ 18,224	\$ -	[Add notes here as needed]
Academic Chairs				Yes	\$ 127,667	\$ 21,320	\$ -	[Add notes here as needed]
Director of the Freshman Academy				Yes	\$ 105,000	\$ 17,535	\$ -	[Add notes here as needed]
Student Services Specialist - Freshman Academy				Yes	\$ 100,344	\$ 16,757	\$ -	[Add notes here as needed]
Bursar/Financial Specialist				Yes	\$ 54,307	\$ 9,069	\$ -	[Add notes here as needed]
Clerk Schedulers				Yes	\$ 47,812	\$ 7,985	\$ -	[Add notes here as needed]
Administrator of Athletics				Yes	\$ 132,791	\$ 22,176	\$ -	[Add notes here as needed]
Student Activity Advisor				Yes	\$ 86,220	\$ 14,399	\$ -	[Add notes here as needed]
<b>Subtotal</b>	<b>0.00</b>	<b>0.00</b>	<b>0.00</b>				<b>\$ -</b>	
<b>Other Positions</b>								
Other (describe in column H)				Yes	See Amanda Dupont to estimate salary + benefits		\$ -	[Add notes here as needed]
Other (describe in column H)	n/a			Yes	See Amanda Dupont to estimate salary + benefits		\$ -	[Add notes here as needed]
<b>Subtotal</b>	<b>0.00</b>		<b>0.00</b>				<b>\$ -</b>	
<b>Total Staffing</b>								
<b>All Staff</b>	<b>50.90</b>		<b>48.70</b>				<b>\$ 3,642,946</b>	
<b>Stipends</b>								
STEM Lead Stipends		Provided outside of SB	Grant provided		\$ 3,600		\$ -	[Add notes here as needed]

Washington		SY23-24 Staff Required minimum	SY24-25 Budgeted Staff	Check: Sufficient Staff?	Average Salary	Average Benefits	Amount	Notes
School Year 24-25 Budget			Budget in light yellow cells		Budget in light yellow cells		\$ 3,686,004	Total Allocation - All Sources
Positions in navy blue have been HS-only in the past			Gray cells are budgeted for you				\$ 0	Amount remaining to budget
ELL Lead Stipends	Provided outside of SB		Grant provided		\$ 3,600		\$ -	[Add notes here as needed]
Website Content Manager Stipends	1.00		1.00	Yes	\$ 2,500		\$ 2,500	[Add notes here as needed]
Other Lead Stipend (describe in column H);	1.00		1.00	Yes	\$ 3,600.00		\$ 3,600	[Add notes here as needed]
Other Lead Stipend (describe in column H);				Yes			\$ -	[Add notes here as needed]
Other Lead Stipend (describe in column H);				Yes			\$ -	[Add notes here as needed]
Total Stipends	\$ 6,100		2.00				\$ 6,100	
Non-Personnel								
SA: Instructional Supplies	\$ -			Yes				[Add notes here as needed]
SA: General Supplies	\$ 25,000		\$ 20,000	Yes			\$ 20,000	[Add notes here as needed]
SA: Contracted Services	\$ 7,100		\$ 4,000	Yes			\$ 4,000	[Add notes here as needed]
SA: Professional Development	\$ 15,666		\$ 12,958	Yes			\$ 12,958	[Add notes here as needed]
SA: Technology	\$ -			Yes				[Add notes here as needed]
Athletics: Coaches	\$ -			Yes				[Add notes here as needed]
Athletics: Contracted Services	\$ -			Yes				[Add notes here as needed]
Athletics: Transportation	\$ -			Yes				[Add notes here as needed]
Athletics: Supplies & Uniforms	\$ -			Yes				[Add notes here as needed]
Athletics: Rental Fees	\$ -			Yes				[Add notes here as needed]
Student Activity Stipends	\$ -			Yes				[Add notes here as needed]
Student Activity Supplies	\$ -			Yes				[Add notes here as needed]
Dual Enrollment	\$ - Provided outside of SBB	\$ -		Provided outside of SBB			\$ -	[Add notes here as needed]
SCORE Peer Mediation	\$ - Provided outside of SBB	\$ -		Provided outside of SBB			\$ -	[Add notes here as needed]
Band camp	\$ - Provided outside of SBB	\$ -		Provided outside of SBB			\$ -	[Add notes here as needed]
Choral Supplies	\$ - Provided outside of SBB	\$ -		Provided outside of SBB			\$ -	[Add notes here as needed]
Jr. Air Force ROTC Supplies & Equip.	\$ -			Yes				[Add notes here as needed]
Other (describe in column I)	\$ 3,626							[Add notes here as needed]
Other (describe in column I)								[Add notes here as needed]
Other (describe in column I)								[Add notes here as needed]
Total Non-Personnel	\$ 51,392		\$ 36,958				\$ 36,958	
Total Budget								
							\$ 3,686,004	

# SECTION 6:

# STAFF SALARIES

DESE FUNCTION CODE	JOB	LAST NAME	FIRST NAME	ASAL	ORG	OBJECT	FTE
1100	SCHOOL COMMITTEE	BAHOU	FARID	12,000.00	99341303	512918	1
1100	SCHOOL COMMITTEE	CONWAY	DAVID	12,000.00	99341303	512918	1
1100	SCHOOL COMMITTEE	DELROSSI	EILEEN	12,000.00	99341303	512918	1
1100	SCHOOL COMMITTEE	DOHERTY	JACQUELINE	12,000.00	99341303	512918	1
1100	SCHOOL COMMITTEE	LAY	DOMINIK	12,000.00	99341303	512918	1
1100	SCHOOL COMMITTEE	MARTIN	CONSTANCE	12,000.00	99341303	512918	1
1200	SUPERINTENDENT OF SCHOOLS	SKINNER	WILLIAM	210,000.00	99341203	512800	1
1200	ASST SUPT FOR OPERATIONS	HALL	JAMES	206,136.55	99341206	512147	1
1200	ASST SUPT FOR ACADEMICS	DESMOND	ROBIN	181,682.22	99341203	512901	1
1200	ASST SUPT FOR SCHOOL LEADERSHIP	CROCKER ROBERGE	WENDY	160,000.00	99341206	512148	1
1200	CHIEF OF EQUITY	PHILLIPS	LATIFAH	167,651.66	99341206	512149	1
1200	SCHOOL BUSINESS ADMINISTRATOR	TBD	TBD	TBD	99341203	512204	1
1400	ADMINISTRATIVE ASSISTANT	FERNANDES	ESTELA	62,764.19	99341230	512902	1
1400	MAIL COURIER	HUMPHREY	RANDALL	24,329.82	99341215	512922	1
1400	MAIL COURIER	DILLON	MICHAEL	24,329.82	99341215	512922	1
1400	MAIL COURIER	HOEY	WILLIAM	24,329.82	99341215	512922	1
1400	MAIL COURIER	GUTHRIE	ROLAND	24,329.82	99341215	512922	1
1410	INTERNAL AUDITOR	DUPONT	AMANDA	38,834.00	99341230	512902	0.5
1410	FINANCE OFFICER PAYROLL-SCH	ROSARIO	MARTA	79,612.35	99341230	512902	1
1410	BURSAR/FINANCE SPECIALIST	CALLAHAN	MICHELLE	57,942.85	99041006	512207	1
1410	ADMINISTRATIVE ASSISTANT	RIVERA	XIOMARA	62,764.19	99341230	512902	1
1410	ADMINISTRATIVE ASSISTANT	SANCHEZ	ELSA	65,382.78	99341230	512902	1
1410	ADMINISTRATIVE ASSISTANT	RUIZ	VIRGINIA	58,972.89	99341207	512902	1
1410	ADMINISTRATIVE ASSISTANT	OFALLON	KATHERINE	57,897.77	99341207	512902	1
1410	ADMINISTRATIVE ASSISTANT	DAIGLE	RENEE	58,434.00	99341207	512902	1
1410	ADMINISTRATIVE ASSISTANT	MORAN	LYNN	65,382.78	99341207	512902	1
1410	ADMINISTRATIVE ASSISTANT	KIM	SARIN	58,972.89	99341207	512902	1
1410	ADMINISTRATIVE ASSISTANT	RYAN	KELLY	65,382.78	99341230	512902	1
1410	ADMINISTRATIVE ASSISTANT	SILVA	COURTNEY	56,352.72	99341207	512902	1
1410	ADMINISTRATIVE ASSISTANT	MURPHY	LISA	64,306.06	99341230	512902	1
1410	ADMINISTRATIVE ASSISTANT	SANTOS	MARIE	62,764.19	99341230	512902	1
1410	ADMINISTRATIVE ASSISTANT	BARROS	JENNIFER	57,897.77	99341230	512902	1

Salaries listed are for budgeting purposes only & reflect the salaries as of FY24 since there are no collective bargaining agreements in place after 6/30/24

DESE FUNCTION CODE	JOB	LAST NAME	FIRST NAME	ASAL	ORG	OBJECT	FTE
1410	ADMINISTRATIVE ASSISTANT	POLAK	DIANNE	57,897.77	99241103	512902	1
1410	ADMINISTRATIVE ASSISTANT	TAMAYO	VANESSA	59,891.54	99341230	512902	1
1410	EXECUTIVE SECRETARY	DELGADO	JOYCELIANNIE	66,791.52	99341230	512902	1
1410	EXECUTIVE SECRETARY	SHEEHAN	MARY	68,748.69	99341230	512902	1
1410	EXECUTIVE SECRETARY	LAGANAS	KAREN	67,868.23	99341230	512902	1
1410	EXECUTIVE SECRETARY	GOODIN	CAROL	66,791.52	99341207	512902	1
1410	EXECUTIVE SECRETARY	KEO	SOPHORN	66,791.52	99341230	512902	1
1410	EXECUTIVE SECRETARY	CHUOP	SOVANNSEILA	62,432.16	99341230	512902	1
1410	EXECUTIVE SECRETARY	BEDOYA	LUISA	66,300.00	99341230	512902	1
1410	ADMINISTRATIVE ASSISTANT	MARTINEZ	MARIA	59,854.95	99341207	512902	1
1420	HR ASST GENERALIST	SAY	ANGELA	84,150.00	99341230	512152	1
1420	HR ASST GENERALIST	MCHUGH	EVAN	87,010.90	99341230	512152	1
1430	STAFF COUNSEL FOR STUDENT SERVICES	ORTIZ	MICHAEL	127,610.89	99341215	512143	1
1430	STAFF COUNSEL FOR STUDENT SERVICES	MOSHER CANTY	JANE	63,805.45	99341215	512143	0.5
1450	ASST NETWORK MANAGER	TRICOCHÉ	CHRIS	79,050.12	99341215	512916	1
1450	COMPUTER REPAIR TECHNICIAN - LHS	GOYETTE	GERALD	76,862.75	99011207	512917	1
1450	DATA ANALYST	TORRES	KIARA	89,250.00	99041205	512970	1
1450	DIGITAL MEDIA PRODUCER	OSMANI	ANIM	65,436.88	01237951	511000	1
1450	DIRECTOR OF TECHNOLOGY	LIMPERIS	GREGORY	128,323.75	99341230	512150	1
1450	DISTRICT WEBMASTER	OVERTON	JOHN	81,607.18	99311202	512917	1
1450	HELP DESK MANAGER	CHEA	ALEX	61,200.00	99341233	520703	1
1450	MANAGER OF ICTS	NELSON	KENNETH	110,116.71	99311203	512120	1
1450	MEDIA TECHNGY SUPRT LIAISON	OO	THAN	73,743.47	99341201	512917	1
1450	MEDIA TECHNGY SUPRT LIAISON	YOUSIF	MOHAMED	70,641.16	99341201	512917	1
1450	MEDIA TECHNGY SUPRT LIAISON	ABDULMAGID	RAMZI	65,000.00	99341201	512917	1
1450	NETWORK MANAGER	SZUMITA	BRANDON	91,800.00	99341215	512921	1
1450	DATABASE & SYSTEMS ADMIN	STANGLE	SCOTT	92,310.00	99341232	512140	1
1450	SCHEDULER - LHS	LEW	MARK	96,522.03	99041205	512970	1
2110	COORDINATOR DATA ANALYSIS	ROBERTS	VERONIQUE	124,083.20	99300004	512110	1
2110	COORD OF STUDENT SERV LHS	LAWLER BRENNAN	ANGELA	138,401.35	99010708	512112	1
2110	COORDINATOR OF K-12 MATHEMATIC	GWIAZDA	JEFFREY	129,981.25	99312003	512110	1

Salaries listed are for budgeting purposes only & reflect the salaries as of FY24 since there are no collective bargaining agreements in place after 6/30/24

DESE FUNCTION CODE	JOB	LAST NAME	FIRST NAME	ASAL	ORG	OBJECT	FTE	
2110	EARLY CHILDHOOD COORDINATOR	ROCHELEAU	FEENEY	CAROLYN	139,610.66	99312006	512110	1
2110	COORDINATOR OF K-12 MATHEMATIC	URBAN	KAITLIN	127,565.28	99313005	512146	1	
2110	COORDINATOR OF K-12 READING LA	NEWELL	MELISSA	126,757.48	99312904	512119	1	
2110	EARLY CHILDHOOD COORDINATOR	VAN THIEL	LISA	130,229.48	99312006	512110	1	
2110	FAMILY RESOURCE COORDINATOR	OGUNSEYE	ABISOLA	120,248.94	99339004	512142	1	
2110	STUDENT SUPPORT SERVICES	SMULLIGAN	JOHN	110,379.14	99010707	512914	1	
2110	STUDENT SUPPORT SERVICES	TZELIAS	GEORGE	114,913.12	99030306	512112	1	
2110	STUDENT SUPPORT SERVICES	BOISVERT	SHELBY	109,691.58	99030306	512112	1	
2110	STUDENT SUPPORT SERVICES	PAOLILLO	KRISTY	116,525.00	99030306	512112	1	
2110	STUDENT SUPPORT SERVICES	POLAK	STEPHANIE	104,481.90	99030306	512112	1	
2110	STUDENT SUPPORT SERVICES	DURBROW	HEATHER	108,545.67	99030306	512112	1	
2110	STUDENT SUPPORT SERVICES	TESINI	MEGHAN	104,480.15	99030306	512112	1	
2110	STUDENT SUPPORT SERVICES	FREDERICKSEN	MICHAEL	104,481.90	99030306	512112	1	
2110	SCIENCE/SOCIAL STUDIES SPECIALIST	COOPER	MARA	112,832.36	99312003	512141	1	
2110	SCIENCE/SOCIAL STUDIES SPECIALIST	SCHOFIELD	LAURA	117,472.83	99313005	512146	1	
2110	DIRECTOR OF STUDENT RESOURCE CENTER	CAMPION	LAUREN	136,469.64	99300004	512972	1	
2110	DIRECTOR OF ACCOUNTABILITY & RESEARCH	ANDERSON	ABIGAIL	135,435.36	99300004	512159	1	
2110	DIRECTOR OF ELLS RESEARCH & ASSESSMENT	STRAKER	ALLISON	117,472.83	99312904	512119	1	
2110	EARLY CHILDHOOD SPECIALIST	HUESTON	ANNA	37,921.56	99339004	512112	0.5	
2120	ACADEMIC CHAIR - SOCIAL STUDIES	DELOSSA	ROBERT	131,575.63	99013103	512109	1	
2120	ACADEMIC CHAIR - MATH	KEHOE	ERIN	129,961.63	99012003	512109	1	
2120	ACADEMIC CHAIR - WORLD LANGUAGES	GERVAIS	STEPHEN	133,181.16	99011603	512109	1	
2120	ACADEMIC CHAIR - PHYS ED.	SLATTERY	DAVID	133,462.80	99012603	512109	1	
2120	ACADEMIC CHAIR - MATH	PATTERSON	TIMOTHY	135,074.68	99012003	512109	1	
2120	ACADEMIC CHAIR - ENGLISH	KEEFE	SUZANNE	135,074.68	99011503	512109	1	
2120	ACADEMIC CHAIR - SCIENCE	SELVAGGIO	STEPHANIE	135,074.68	99013003	512109	1	
2120	ACADEMIC CHAIR - FINE ARTS	DAVISO	JESSICA	129,175.57	99011003	512109	1	
2120	ASSISTANT ADMINISTRATOR - SPED	MELI	DEENA	136,322.92	99320103	512154	1	
2120	ASSISTANT ADMINISTRATOR - SPED	UPTON	ERIN	126,289.16	99320103	512154	1	
2120	DIRECTOR OF SPED	TBD	TBD	TBD	99320103	512133	1	
2200	ALTERNATIVE SCHOOL COORDINATOR	ADAMS	CHRISTINE	131,327.94	95441103	512101	1	
2200	ALTERNATIVE SCHOOL COORDINATOR	PETERS	PAULA	122,363.65	91920104	512110	1	
2200	ASSISTANT PRINCIPAL	CASEY	BRENDAN	121,105.01	91541103	512102	1	

Salaries listed are for budgeting purposes only & reflect the salaries as of FY24 since there are no collective bargaining agreements in place after 6/30/24

DESE FUNCTION CODE	JOB	LAST NAME	FIRST NAME	ASAL	ORG	OBJECT	FTE
2200	ASSISTANT PRINCIPAL	MALUCCIO	DONNA	138,370.06	98441103	512102	1
2200	ASSISTANT PRINCIPAL	MORNEAU	ROGER	138,370.06	98741103	512102	1
2200	ASSISTANT PRINCIPAL	CORRENTE	PATTI JEAN	134,546.40	97541103	512102	1
2200	ASSISTANT PRINCIPAL	YANN	DAROTH	122,002.98	95041103	512102	1
2200	ASSISTANT PRINCIPAL	CRONES	NANCY	133,165.77	98741103	512102	1
2200	ASSISTANT PRINCIPAL	SANTY	MATTHEW	129,214.29	98941103	512102	1
2200	ASSISTANT PRINCIPAL	SWETT	PATRICK	136,756.05	96041103	512102	1
2200	ASSISTANT PRINCIPAL	WARD NAULT	MAUREEN	134,546.40	94041103	512102	1
2200	ASSISTANT PRINCIPAL	BANKS	MICHAEL	139,976.64	98841103	512102	1
2200	ASSISTANT PRINCIPAL	WOODLOCK	KELIANN	134,546.40	93041103	512102	1
2200	ASSISTANT PRINCIPAL	COLLINS	DANIELLE	138,370.06	98941103	512102	1
2200	ASSISTANT PRINCIPAL	ST LAWRENCE	DOUGLAS	134,546.40	98041103	512102	1
2200	ASSISTANT PRINCIPAL	SHANAHAN	DANIEL	121,105.01	93641103	512102	1
2200	ASSISTANT PRINCIPAL	DRISCOLL	KERIEN	132,242.88	92041103	512102	1
2200	ASSISTANT PRINCIPAL	ALVES	VITOR	132,470.42	98541103	512102	1
2200	ASSISTANT PRINCIPAL	MANCINI	DINA	124,926.54	98341103	512102	1
2200	ASSISTANT PRINCIPAL	ROSSETTI	MICHAEL	136,061.23	98641103	512102	1
2200	ASSISTANT PRINCIPAL	DERUBEIS	CARL	128,880.14	98641103	512102	1
2200	ASSISTANT PRINCIPAL	ALCARAZ	JOSEPH	128,647.30	91241103	512102	1
2200	ASSISTANT PRINCIPAL	FLETCHER	TARA	124,926.54	96041103	512102	1
2200	ASSISTANT PRINCIPAL	PETROSINO	JOCELYN	124,926.54	98841103	512102	1
2200	ASSISTANT PRINCIPAL	GONZALEZ	ATHALIA	124,926.54	99010706	512108	1
2200	ASSISTANT PRINCIPAL	HOCHHEISER	DAVID	128,880.14	98441103	512102	1
2200	ASSISTANT PRINCIPAL	SILVESTRONE	ALISHA	125,055.43	90241103	512102	1
2200	ASSISTANT PRINCIPAL	ASQUITH	BRENDAN	128,880.14	98541103	512102	1
2200	ASSISTANT PRINCIPAL	DUFFEY	BRIAN	124,926.54	98341103	512102	1
2200	ASSISTANT PRINCIPAL	BURNHAM	LORI	128,880.14	91841103	512102	1
2200	ASSOCIATE HEAD OF SCHOOL	BRANCO	MEGHAN	140,250.00	99010706	512102	1
2200	HEAD OF SCHOOLS	FIATO	MICHAEL	165,000.00	99010706	512106	1
2200	HOUSE DEAN	TANAKA	SHIGEHITO	124,926.54	99010706	512108	1
2200	HOUSE DEAN	OKEEFE	TIMOTHY	134,778.19	99010706	512108	1
2200	HOUSE DEAN	HALEY	DEIDRE	139,976.64	99010706	512108	1
2200	PRINCIPAL	STEINBERG	MATTHEW	138,000.00	98941103	512101	1
2200	PRINCIPAL	ANDRIOLO	KEVIN	138,000.00	98041103	512101	1
2200	PRINCIPAL	LANG	LORI	135,000.00	91841103	512101	1

Salaries listed are for budgeting purposes only & reflect the salaries as of FY24 since there are no collective bargaining agreements in place after 6/30/24



DESE FUNCTION CODE	JOB	LAST NAME	FIRST NAME	ASAL	ORG	OBJECT	FTE
2200	PRINCIPAL	CARDACI	JAMES	140,000.00	96041109	512101	1
2200	PRINCIPAL	OLOUGHLIN	MEGAN	127,000.00	92541103	512101	1
2200	PRINCIPAL	MCCREVAN	JASON	151,500.00	95041103	512101	1
2200	PRINCIPAL	CLEMENTS	KIMBERLEY	141,341.20	90241103	512101	1
2200	PRINCIPAL	CARABATSOS	SEAN	148,360.25	98841103	512101	1
2200	PRINCIPAL	DOYLE	ROBERT	137,000.00	98541103	512101	1
2200	PRINCIPAL	KEEFE	ROBERTA	139,558.36	92741103	512101	1
2200	PRINCIPAL	MCLAUGHLIN	KATHLEEN	143,066.48	93041103	512101	1
2200	PRINCIPAL	MCLEAN	MATHEW	142,000.00	93641103	512101	1
2200	PRINCIPAL	PASSERI	GREGORY	146,000.00	98741103	512101	1
2200	PRINCIPAL	DOMINA	MICHAEL	132,925.00	91241103	512101	1
2200	PRINCIPAL	HAINES	JEFFREY	135,000.00	95541103	512101	1
2200	PRINCIPAL	ANDERSON	DAVID	138,000.00	97541103	512101	1
2200	PRINCIPAL	FUSCO	RONALD	135,000.00	94041103	512101	1
2200	PRINCIPAL	DOWLING	BRIDGET	139,467.00	98641103	512101	1
2200	PRINCIPAL	MOODY	JAIME	140,000.00	98441103	512101	1
2200	PRINCIPAL	SCARPATI	JENNIFER	136,635.41	91541103	512101	1
2200	PRINCIPAL	TWOMEY	BRIAN	125,000.40	99210609	512110	1
2200	PRINCIPAL	MUNROE	MICHAEL	135,000.00	93641103	512101	1
2200	PRINCIPAL	HUNTLEY	KATHLEEN	138,000.00	92041103	512101	1
2200	ADMINISTRATIVE ASSISTANT	TANGUAY	HOLLIE	50,103.01	98841103	512902	1
2200	ADMINISTRATIVE ASSISTANT	DOWLING	ROBERTA	52,663.78	95441103	512902	1
2200	ADMINISTRATIVE ASSISTANT	PRIMEAU	CRYSTAL	47,993.08	99035006	512902	1
2200	ADMINISTRATIVE ASSISTANT	ORTIZ	JENNIFER	47,249.99	94041103	512902	1
2200	ADMINISTRATIVE ASSISTANT	FARIA	LINA	64,844.42	99341230	512902	1
2200	ADMINISTRATIVE ASSISTANT	JOSLYN	KAREN	51,622.08	91541103	512902	1
2200	ADMINISTRATIVE ASSISTANT	MCCULLOUGH	LO	52,142.93	98041103	512902	1
2200	ADMINISTRATIVE ASSISTANT	DOLAN	JACQUELINE	52,142.93	96041109	512902	1
2200	ADMINISTRATIVE ASSISTANT	COUILLIARD	CARLA	52,142.93	99241103	512902	1
2200	ADMINISTRATIVE ASSISTANT	MONTOYA	DARMERY	51,622.08	99031003	512902	1
2200	ADMINISTRATIVE ASSISTANT	SILVA	NINA	48,580.23	95041103	512902	1
2200	ADMINISTRATIVE ASSISTANT	CARRABIS	KATHLEEN	52,142.93	92041103	512902	1
2200	ADMINISTRATIVE ASSISTANT	SIERRA	DELMIS	50,103.01	98741103	512902	1
2200	ADMINISTRATIVE ASSISTANT	AMES	MEGAN	52,142.93	95541103	512902	1
2200	ADMINISTRATIVE ASSISTANT	PELTON	DONNA	52,142.93	92541105	512902	1

Salaries listed are for budgeting purposes only & reflect the salaries as of FY24 since there are no collective bargaining agreements in place after 6/30/24

DESE FUNCTION CODE	JOB	LAST NAME	FIRST NAME	ASAL	ORG	OBJECT	FTE
2200	ADMINISTRATIVE ASSISTANT	MARCANO OFARRILL	OMAYRA	52,663.78	98941103	512902	1
2200	ADMINISTRATIVE ASSISTANT	MCCABE	BRENDA	52,878.06	99035006	512902	1
2200	ADMINISTRATIVE ASSISTANT	TELLADO PEREZ	MARIA	51,622.08	99041103	512902	1
2200	ADMINISTRATIVE ASSISTANT	SOUSA	SHEILA	53,514.01	99041103	512902	1
2200	ADMINISTRATIVE ASSISTANT	PARASOLE	GENEVIEVE	52,663.78	92741103	512902	1
2200	ADMINISTRATIVE ASSISTANT	MARAIS	JOAN	65,382.78	99041103	512902	1
2200	ADMINISTRATIVE ASSISTANT	SOROTA	JOY	51,622.08	91841103	512902	1
2200	ADMINISTRATIVE ASSISTANT	MCGLAUFLIN	TAMMY	51,622.08	91941103	512902	1
2200	ADMINISTRATIVE ASSISTANT	KEEFE	MEAGHAN	47,249.99	99041103	512902	1
2200	ADMINISTRATIVE ASSISTANT	MICHALCZYK	ERIN	48,580.23	99041103	512902	1
2200	ADMINISTRATIVE ASSISTANT	MCCLUSKEY	NANCY	51,622.08	90241103	512902	1
2200	ADMINISTRATIVE ASSISTANT	LENZI	JENNIFER	52,142.93	93541103	512902	1
2200	ADMINISTRATIVE ASSISTANT	CARNEY	LAURIE	48,580.23	90141103	512902	1
2200	ADMINISTRATIVE ASSISTANT	BUXTON	CAITLIN	52,878.06	99035006	512902	1
2200	ADMINISTRATIVE ASSISTANT	CROWLEY	LISA	52,142.93	93041103	512902	1
2200	ADMINISTRATIVE ASSISTANT	COTE	CORALIE	51,622.08	93641103	512902	1
2200	ADMINISTRATIVE ASSISTANT	CRABTREE	PATRICIA	51,622.08	99041103	512902	1
2200	ADMINISTRATIVE ASSISTANT	REAL	ANA ROSA	51,622.08	91241103	512902	1
2200	ADMINISTRATIVE ASSISTANT	RIVERA	KARINA	51,622.08	98641103	512902	1
2200	ADMINISTRATIVE ASSISTANT	MORSE	LAURA	48,580.23	98441103	512902	1
2200	ADMINISTRATIVE ASSISTANT	COUTU	JULIE	51,622.08	99041103	512902	1
2200	ADMINISTRATIVE ASSISTANT	GAGEN	WILLIAM	50,103.01	98341103	512902	1
2200	ADMINISTRATIVE ASSISTANT	MORIARTY	ELLEN	50,103.01	98741103	512902	1
2200	ADMINISTRATIVE ASSISTANT	BEDARD	NICOLE	54,794.93	99041103	512902	1
2200	ADMINISTRATIVE ASSISTANT	MCHUGH	LISA	52,878.06	99035006	512902	1
2200	ADMINISTRATIVE ASSISTANT	BOND	LYNNE	47,249.99	97541103	512902	1
2200	ADMINISTRATIVE ASSISTANT	CROWLEY	SHARON	52,356.68	99035006	512902	1
2200	EXECUTIVE SECRETARY	FRANCISCO	SUSAN	68,748.69	99041103	512902	1
2300	COMMUNITY SCHOOLS MANAGER	HURLEY	GAYL	104,340.12	99339004	512924	1
2300	COMMUNITY SCHOOLS MANAGER	KEEFE	KATHLEEN	100,750.91	99339004	512924	1
2300	COMMUNITY SCHOOLS MANAGER	THENG	VANNAK	99,769.14	99339004	512924	1
2300	COMMUNITY SCHOOLS MANAGER	POLANCO	SOLANGEL	83,411.07	99339004	512924	1
2300	COMMUNITY SCHOOLS MANAGER	MELO ERNEST	MONICA	82,792.09	99339004	512924	1
2300	COMMUNITY SCHOOLS MANAGER	GILLIS	MATTHEW	95,153.60	99339004	512924	1

Salaries listed are for budgeting purposes only & reflect the salaries as of FY24 since there are no collective bargaining agreements in place after 6/30/24

DESE FUNCTION CODE	JOB	LAST NAME	FIRST NAME	ASAL	ORG	OBJECT	FTE
2300	COMMUNITY SCHOOLS MANAGER	MARTIN	JUSTIEN	59,552.62	99339004	512924	1
2305	TEACHER	COLON	AMILA	96,798.90	98410603	512903	1
2305	TEACHER	FLABOURIS	SOPHIA	94,257.22	96010603	512903	1
2305	TEACHER	GARRY	CATHLEEN	109,440.98	97510103	512903	1
2305	TEACHER	WAGNER	MICHELLE	89,230.09	91210103	512903	1
2305	TEACHER	CLARK	TERESA	96,873.15	93010103	512903	1
2305	TEACHER	LABONTE	AUBREY	79,882.32	99010720	512903	1
2305	TEACHER	ADAMS	PATRICIA	113,029.14	99010720	512903	1
2305	TEACHER	LANZI	KATIE	103,295.24	95010103	512903	1
2305	TEACHER	MARSHALL	VIRGINIA	106,882.33	98610603	512903	1
2305	TEACHER	CONNERS	PHILIP	99,344.29	96010603	512903	1
2305	TEACHER	BLASCHKE	JENNIFER	106,882.33	99310103	512402	1
2305	TEACHER	BRUGEL	JESSICA	100,239.60	98910603	512903	1
2305	TEACHER	IUDICE	KRISTEN	99,344.29	98910606	512903	1
2305	TEACHER	FARLEY	MICHAEL	87,198.66	99010720	512903	1
2305	TEACHER	BRODEUR	KATIE	63,988.13	95010106	512903	1
2305	TEACHER	DYMENT	KELLY	71,333.33	95410106	512903	1
2305	TEACHER	SARGENT	DANIEL	94,257.22	98610603	512903	1
2305	TEACHER	KENNEDY	MARGARET	91,773.89	99010720	512903	1
2305	TEACHER	HOEY	BETH	83,411.07	98710603	512903	1
2305	TEACHER	MARKEY	JESSICA	97,697.93	97510103	512903	1
2305	TEACHER	AGO	COURTNEY	96,798.90	92710103	512903	1
2305	TEACHER	ZEMETRES	JULIA ISABEL	105,851.76	99010720	512903	1
2305	TEACHER	BERARD	DARRIN	99,344.29	99010720	512903	1
2305	TEACHER	ROWSELL	LISA	99,386.19	96010603	512903	1
2305	TEACHER	MERLINO	PAMELA	96,873.15	98910603	512903	1
2305	TEACHER	BEJANIANCE	DONNA	109,440.98	98510603	512903	1
2305	TEACHER	MCCARTY	SHAUN	106,882.33	99010720	512903	1
2305	TEACHER	REYES	KRISTIN	99,344.29	98510606	512903	1
2305	TEACHER	SWEENEY	CHRISTINE	103,295.24	97510103	512903	1
2305	TEACHER	LUONG BRIDGELAND	VAN	94,316.63	98910603	512903	1
2305	TEACHER	MROZOWSKI	MEGAN	99,344.29	92710106	512903	1
2305	TEACHER	JUSSAUME	JOSEPH	110,472.08	99010720	512903	1
2305	TEACHER	GOULD	NICOLE	106,882.33	98810603	512903	1

Salaries listed are for budgeting purposes only & reflect the salaries as of FY24 since there are no collective bargaining agreements in place after 6/30/24

DESE FUNCTION CODE	JOB	LAST NAME	FIRST NAME	ASAL	ORG	OBJECT	FTE
2305	TEACHER	CASELLA	ANGELA	102,796.66	94010103	512903	1
2305	TEACHER	FUGARINO	JOHN	99,344.29	98410603	512903	1
2305	TEACHER	ROYLOS	BETH	101,901.35	92010103	512903	1
2305	TEACHER	RICHARDS	PAMELA	106,882.33	98610603	512903	1
2305	TEACHER	KOWALSKI	MELANIE	99,344.29	92010103	512903	1
2305	TEACHER	WHITE GREEN	HEATHER	104,340.12	98510603	512903	1
2305	TEACHER	SMITH	PATRICIA	96,798.90	98810603	512903	1
2305	TEACHER	ORTIZ	SAMARA	79,882.32	91510103	512903	1
2305	TEACHER	OTERO	MEARA	104,340.12	99010720	512903	1
2305	TEACHER	TRAVAGLINI	ELIZABETH	109,440.98	98810603	512903	1
2305	TEACHER	CHICOINE	SARAH	92,227.40	98010103	512903	1
2305	TEACHER	HARVEY	MICHELLE	88,716.66	91210106	512903	1
2305	TEACHER	LEARY	DIANE	95,359.00	99010720	512903	1
2305	TEACHER	WOOSTER	CHARLENE	96,798.90	98010103	512903	1
2305	TEACHER	BISANTZ	SHARON	96,798.86	93510106	512903	1
2305	TEACHER	MANISCALCO	LISA	99,769.14	98710603	512903	1
2305	TEACHER	CHAN	ROEUN	78,386.59	99213003	512903	1
2305	TEACHER	MENDONCA	LISA	94,257.22	97510106	512903	1
2305	TEACHER	IRWIN	ANAMARIE	101,901.35	91210106	512903	1
2305	TEACHER	ZOLKOS GUZIEJKA	MARYALICE	74,860.06	98310606	512903	1
2305	TEACHER	GILL	LINDSEY	99,769.14	92710103	512903	1
2305	TEACHER	BRADY	ASHLEY	96,798.90	95510103	512903	1
2305	TEACHER	COREA	EDWARD	103,294.26	98510603	512903	1
2305	TEACHER	GORDON	JULIE	105,851.76	97510103	512903	1
2305	TEACHER	STUTZ	KATHERYN	100,239.60	99010712	512903	1
2305	TEACHER	BUDRYK	KIMBERLY	99,344.29	98910603	512903	1
2305	TEACHER	SPENCE COX	PATTIAN	100,750.91	94010106	512903	1
2305	TEACHER	LOHMER	JENNIFER	91,773.89	93010106	512903	1
2305	TEACHER	STERNLIGHT	AMIE	72,962.72	93510106	512903	1
2305	TEACHER	KEEFE	MARK	99,344.29	99010720	512903	1
2305	TEACHER	HANSON	MARTHA	100,750.91	91920106	512903	1
2305	TEACHER	SAMPSON	CINDY LYNN	99,344.29	91510106	512903	1
2305	TEACHER	DECKER	MARIA	106,882.33	99010712	512903	1
2305	TEACHER	CHACE	LAURA	100,239.60	99010720	512903	1
2305	TEACHER	EDIE	KIMBERLY	79,882.32	95010103	512903	1

Salaries listed are for budgeting purposes only & reflect the salaries as of FY24 since there are no collective bargaining agreements in place after 6/30/24

DESE FUNCTION CODE	JOB	LAST NAME	FIRST NAME	ASAL	ORG	OBJECT	FTE
2305	TEACHER	GILIBERTI	BETH	96,798.90	94010103	512903	1
2305	TEACHER	ROMANOWSKI	NICHOLAS	80,896.98	91810604	512903	1
2305	TEACHER	PERRIN	AMANDA	104,340.12	99010712	512903	1
2305	TEACHER	BARTER	CELESTE	97,697.93	92710103	512903	1
2305	TEACHER	SPARKES SWEPSON	TANYA	95,153.60	98410603	512903	1
2305	TEACHER	PARRINGTON	COLLEEN	100,750.91	95510106	512903	1
2305	TEACHER	KULESZA YI	ELIZABETH	103,295.24	91510103	512903	1
2305	TEACHER	POLLARD	PATRICK	96,798.90	92010103	512903	1
2305	TEACHER	CLEMENTE	ADAM	97,697.93	98510603	512903	1
2305	TEACHER	ARHUIDESE	RAPHAEL	98,207.64	99010720	512903	1
2305	TEACHER	LABONTE	JILL	103,295.24	90210106	512903	1
2305	TEACHER	AGUIAR	TARA	106,882.33	98310603	512903	1
2305	TEACHER	LOPES	FERNANDA	89,230.09	98710603	512903	1
2305	TEACHER	HUGHES	CAROLYN	96,798.90	98510603	512903	1
2305	TEACHER	CASEY	SEAN	104,340.12	95510103	512903	1
2305	TEACHER	COLE	TARA	102,796.66	90210103	512903	1
2305	TEACHER	FRASER	JESSICA	100,750.91	92010103	512903	1
2305	TEACHER	GALLAGHER	JESSICA	95,153.60	94010103	512903	1
2305	TEACHER	FLOOR	CASSANDRA	100,029.56	93010103	512903	1
2305	TEACHER	MARTINEZ	MEGAN	106,882.33	99010720	512903	1
2305	TEACHER	ESCHMANN	KRISTEN	106,882.33	96010603	512903	1
2305	TEACHER	TEAGUE	JAMIE	99,344.29	98810603	512903	1
2305	TEACHER	MCMAHON	BECKY	92,227.91	94010106	512903	1
2305	TEACHER	DARCY	KERI	96,798.90	98710603	512903	1
2305	TEACHER	KEEGAN	KRISTINA	95,153.60	99010720	512903	1
2305	TEACHER	DELGADO	AMARILIS	99,344.29	99010720	512903	1
2305	TEACHER	TUDRYN	LINDA	106,882.33	90210103	512903	1
2305	TEACHER	UPTON	HEIDI	100,750.91	92710103	512903	1
2305	TEACHER	BARRY	BRIAN	101,797.39	99010720	512903	1
2305	TEACHER	BELLEROSE	HEATHER	96,798.90	91210103	512903	1
2305	TEACHER	SNETSINGER	MICHELLE	109,440.98	99010712	512903	1
2305	TEACHER	HOGAN	BETH	100,239.60	95510106	512903	1
2305	TEACHER	DION	STEPHANIE	94,257.22	93610103	512903	1
2305	TEACHER	FRANCOEUR	PAUL	101,797.39	99010720	512903	1
2305	TEACHER	BORRELLI	ELIZABETH	94,257.22	98710606	512903	1

Salaries listed are for budgeting purposes only & reflect the salaries as of FY24 since there are no collective bargaining agreements in place after 6/30/24

DESE FUNCTION CODE	JOB	LAST NAME	FIRST NAME	ASAL	ORG	OBJECT	FTE
2305	TEACHER	NUCEFORA	JESSICA	100,750.91	98710603	512903	1
2305	TEACHER	CRONIN	CARRIE	96,798.90	91510103	512903	1
2305	TEACHER	DELIBERO	KIM-SOO	96,798.90	92010103	512903	1
2305	TEACHER	MARANDOLA	KATHLEEN	106,882.33	93610103	512903	1
2305	TEACHER	MURPHY	DANIEL	94,316.63	99010720	512903	1
2305	TEACHER	GRENIER	DAVID	103,295.24	96010603	512903	1
2305	TEACHER	COSTELLO	DEBBIE	100,750.91	99010720	512903	1
2305	TEACHER	BAUER	KENDRA	106,882.33	99010720	512903	1
2305	TEACHER	BLAKE	MATTHEW	96,798.90	92510106	512903	1
2305	TEACHER	CONLON	LORI	101,559.77	92710103	512903	1
2305	TEACHER	DILLER	LAUREN	96,798.90	94010103	512903	1
2305	TEACHER	WOOD	MARY	100,750.91	91810604	512903	1
2305	TEACHER	MARTINEAU	FELISHA	95,153.60	91210103	512903	1
2305	TEACHER	GALLAGHER	CARA	95,153.60	98710603	512903	1
2305	TEACHER	ROURKE	PAUL	87,819.16	99010712	512903	1
2305	TEACHER	FENNELL	JESSICA	100,750.91	95010103	512903	1
2305	TEACHER	AMOS	MARY KATE	97,697.93	93010103	512903	1
2305	TEACHER	KRUG	MARGARET	93,125.88	92010103	512903	1
2305	TEACHER	MEEHAN GILET	MAUREEN	96,798.90	93610103	512903	1
2305	TEACHER	LABRECQUE	EMILY	106,882.33	90210103	512903	1
2305	TEACHER	ELLIOTT CARBONNEAU	CAROLYN	96,798.90	94010103	512903	1
2305	TEACHER	HIRBOUR	ERIN	96,798.90	96010603	512903	1
2305	TEACHER	KELSEY	PATRICIA	97,697.64	97510103	512903	1
2305	TEACHER	BRUNELAS	GINA	98,207.64	96010603	512903	1
2305	TEACHER	TROMBLY	LAUREN	100,750.91	91510103	512903	1
2305	TEACHER	FLAHERTY	KATHLEEN	106,882.33	93010103	512903	1
2305	TEACHER	DANEAU	VALERIE	97,697.93	98310603	512903	1
2305	TEACHER	LAMOUREUX ASPETTI	KARA	96,798.90	90110106	512903	1
2305	TEACHER	CATANZANO	KATHERINE	104,340.12	92010103	512903	1
2305	TEACHER	JEPSON	RACHAEL	100,750.91	98510603	512903	1
2305	TEACHER	VOLANTE	KRISTIE	97,697.93	99010720	512903	1
2305	TEACHER	FIOCCA STERN	MARIANNE	100,750.91	90210103	512903	1
2305	TEACHER	BERNIER	CATHERINE	100,750.91	90210103	512903	1
2305	TEACHER	HENNESSEY	JOYCE	106,882.33	91510103	512903	1
2305	TEACHER	BURROWS	CAROLINE	87,198.66	98610603	512903	1

Salaries listed are for budgeting purposes only & reflect the salaries as of FY24 since there are no collective bargaining agreements in place after 6/30/24

DESE FUNCTION CODE	JOB	LAST NAME	FIRST NAME	ASAL	ORG	OBJECT	FTE
2305	TEACHER	SINHA	JAYA	96,798.86	99010720	512903	1
2305	TEACHER	UVANNI	SUSAN	109,440.98	93010103	512903	1
2305	TEACHER	GRIFFIN	HEIDI	63,987.82	98810603	512903	1
2305	TEACHER	LAWRENCE	KAITLYN	98,207.64	93010103	512903	1
2305	TEACHER	EBERIEL	MELISSA	96,798.90	92010103	512903	1
2305	TEACHER	PEN	SETHEYNY	89,230.09	98710603	512903	1
2305	TEACHER	DOLAN	TRICIA	97,697.93	92010103	512903	1
2305	TEACHER	GALLANT	EVA NANCY	100,750.91	96010606	512903	1
2305	TEACHER	CRAWFORD	RACHEL	96,798.90	93010103	512903	1
2305	TEACHER	DOWNING	JOANNE	103,295.24	98310603	512903	1
2305	TEACHER	THERIAULT	LEIGHA	96,798.90	97510103	512903	1
2305	TEACHER	KEEFE	RYAN	100,750.91	99010720	512903	1
2305	TEACHER	SCANLON	TERRI	94,257.22	98810603	512903	1
2305	TEACHER	CRONIN	CHRISTINA	100,750.91	99339003	512903	1
2305	TEACHER	MAKUMBI	JESSICA	93,125.88	91210103	512903	1
2305	TEACHER	DECKER KILMARTIN	TERRI	101,798.28	98810603	512958	1
2305	TEACHER	BOWDEN	CARL	96,798.90	97510103	512903	1
2305	TEACHER	GUERRIERO	AMY	100,750.91	98410603	512903	1
2305	TEACHER	KALITKA	STEPHANIE	104,340.12	92010106	512903	1
2305	TEACHER	DONOVAN	COREY	83,411.07	95510106	512903	1
2305	TEACHER	LINSTRUTH	MELISSA	99,344.29	99010712	512903	1
2305	TEACHER	COBURN	KRISTEN	106,882.33	99010720	512903	1
2305	TEACHER	LEWIS	J JASON	99,344.29	98510603	512903	1
2305	TEACHER	FERREIRA	LENA	100,750.91	99010720	512903	1
2305	TEACHER	MOSLEY	CYNTHIA	100,239.60	98910603	512903	1
2305	TEACHER	WRIGHT	DANIELLE	96,798.90	90210103	512903	1
2305	TEACHER	GALLAGHER	TARYN	100,750.91	91210103	512903	1
2305	TEACHER	GABOR	TRICIA	100,750.91	99010720	512903	1
2305	TEACHER	NEWCOMB	DONNA	108,188.71	99010712	512903	1
2305	TEACHER	SZECSKAS	STEPHEN	103,295.24	99010720	512903	1
2305	TEACHER	YOUNG	ROBERT	101,901.35	98510606	512903	1
2305	TEACHER	BROWN	SARAH	104,340.12	98610603	512903	1
2305	TEACHER	MAGUIRE	JILLIAN	97,697.93	98910603	512903	1
2305	TEACHER	DWIRE	PAULA	97,697.93	91510103	512903	1
2305	TEACHER	RILEY	SUZANNE	100,239.60	99010720	512903	1

Salaries listed are for budgeting purposes only & reflect the salaries as of FY24 since there are no collective bargaining agreements in place after 6/30/24



DESE FUNCTION CODE	JOB	LAST NAME	FIRST NAME	ASAL	ORG	OBJECT	FTE
2305	TEACHER	BEATON	BARBARA	101,797.39	99010712	512903	1
2305	TEACHER	STUTZ	HAN	96,798.90	99010712	512903	1
2305	TEACHER	RENNIE	STEPHANIE	106,882.33	98710603	512903	1
2305	TEACHER	DELEHANTY	SARAH	94,287.98	93610103	512903	1
2305	TEACHER	MCHUGH	HEATHER	94,257.22	99010720	512903	1
2305	TEACHER	VEILLEUX	RACHEL	106,882.33	93010103	512903	1
2305	TEACHER	SPENCER	JUSTIN	96,798.90	99010720	512903	1
2305	TEACHER	CHANDONNET RYDER	KAITLIN	102,548.43	91210103	512903	1
2305	TEACHER	QUEALY	ERIN	98,207.64	98010103	512903	1
2305	TEACHER	CRAWFORD RIVERA	AUDREY	94,257.22	91810604	512903	1
2305	TEACHER	LIMA	MARIA	71,333.33	98510603	512903	1
2305	TEACHER	ABOAGYE KODJOE	RANSFORD	98,207.64	99010720	512903	1
2305	TEACHER	TERWILLIGER	TARYN	97,697.93	91510103	512903	1
2305	TEACHER	LAROCQUE	CATHERINE	96,798.90	93010103	512903	1
2305	TEACHER	GUDEWICH	CAITLIN	95,153.60	94010103	512903	1
2305	TEACHER	CALLAHAN	TARA	100,750.91	93610103	512903	1
2305	TEACHER	MELE	ERIN	97,697.93	94010106	512903	1
2305	TEACHER	BURNS	DALE	96,798.90	93610103	512903	1
2305	TEACHER	VIEIRA	MELISSA	98,207.64	95010103	512903	1
2305	TEACHER	KEEGAN	JAMES	87,819.23	99213103	512903	1
2305	TEACHER	WOLFF	SARAH	97,697.93	98310606	512903	1
2305	TEACHER	MCANANEY	KILLIAN	99,344.29	99010720	512903	1
2305	TEACHER	OLSON	CHRISTINE	106,882.33	90210103	512903	1
2305	TEACHER	TENCZAR	LISA	101,798.28	90110106	512903	1
2305	TEACHER	APOSTOLOS	ELENA	104,340.12	99010720	512903	1
2305	TEACHER	COSTELLO	AMY	94,257.22	92710103	512903	1
2305	TEACHER	HALL	ROSEANN	89,230.09	93510106	512903	1
2305	TEACHER	JARACZ	EDWARD	96,798.90	99010720	512903	1
2305	TEACHER	ERNST	AMANDA	98,207.64	99010720	512903	1
2305	TEACHER	NOLAN	JACLYN	101,797.39	92010103	512903	1
2305	TEACHER	MAHONEY	KATIE	96,798.90	98910603	512903	1
2305	TEACHER	MARGAGLIONE	RACHEL	106,882.33	92010106	512903	1
2305	TEACHER	SNEERINGER	JENNIFER	90,952.30	98510606	512903	1
2305	TEACHER	STUER	TRACY	87,819.23	91920106	512903	1
2305	TEACHER	LAWRENSON	GWENYTH	97,697.93	90210103	512903	1

Salaries listed are for budgeting purposes only & reflect the salaries as of FY24 since there are no collective bargaining agreements in place after 6/30/24



DESE FUNCTION CODE	JOB	LAST NAME	FIRST NAME	ASAL	ORG	OBJECT	FTE
2305	TEACHER	MARSHALL	KERRY	100,750.91	93610103	512903	1
2305	TEACHER	TUTEIN	CHARLENE	103,295.24	95010103	512903	1
2305	TEACHER	HILLMAN	ERIN	97,697.93	93010103	512903	1
2305	TEACHER	TEA	TEXAS	92,227.91	95010103	512903	1
2305	TEACHER	ZUCCO	MARCIA	71,333.33	99010720	512903	1
2305	TEACHER	MAGNUS	MARTA	95,153.60	99010720	512903	1
2305	TEACHER	SCHOFIELD	DONNA	100,750.91	93610103	512903	1
2305	TEACHER	FLEURY	HOLLY	95,155.51	92710103	512903	1
2305	TEACHER	DOWLING	KATHLEEN	104,340.12	97510103	512903	1
2305	TEACHER	WATTS	APRIL	106,882.33	98010103	512903	1
2305	TEACHER	SODRE	STEPHANIE	97,697.93	98510603	512903	1
2305	TEACHER	DUNBAR	MEGHAN	100,750.91	99010720	512903	1
2305	TEACHER	SHERWOOD	JULIANNE	96,798.90	94010103	512903	1
2305	TEACHER	BURGESS	BARBARA	97,697.93	97510103	512903	1
2305	TEACHER	ROMANOWSKY	ELLEN	81,558.36	90210103	512903	1
2305	TEACHER	CANTY	BRENDAN	87,198.66	98310603	512903	1
2305	TEACHER	MARTIN	BRITTANY	98,207.64	93610103	512903	1
2305	TEACHER	GALLAGHER	GLEN	98,207.64	99010720	512903	1
2305	TEACHER	MCGUIRE	KEVIN	78,385.80	99010720	512903	1
2305	TEACHER	MCGLAUFILIN	JENNIFER	99,769.14	98310603	512903	1
2305	TEACHER	WALLACE	ALYSSA	72,535.22	98010103	512903	1
2305	TEACHER	BADESSA	CHRISTOPHER	100,750.91	99010712	512903	1
2305	TEACHER	LANDRY	MEGAN	100,750.91	98510603	512903	1
2305	TEACHER	MICHAUD	JESSICA	94,257.22	98910606	512903	1
2305	TEACHER	PIEKOS	DENISE	94,316.63	98310603	512903	1
2305	TEACHER	GAFFNEY	MELISSA	91,769.11	98610603	512903	1
2305	TEACHER	GALIPEAU	ASHLEY	100,750.91	98810603	512903	1
2305	TEACHER	WHALEN	PAULA	94,257.22	97510103	512903	1
2305	TEACHER	KELLY	ERIN	100,750.91	92010103	512903	1
2305	TEACHER	JOHNSON	DEBORAH	98,207.64	98810603	512903	1
2305	TEACHER	BROPHY	RACHEL	104,340.12	94010103	512903	1
2305	TEACHER	OROURKE	KAREN	61,688.01	98810603	512903	1
2305	TEACHER	ONEILL	ANGELA	100,750.91	98810603	512903	1
2305	TEACHER	DIXON	CHRISTINA	104,340.12	97510103	512903	1
2305	TEACHER	TARINI	JENNIFER	106,882.33	92510103	512903	1

Salaries listed are for budgeting purposes only & reflect the salaries as of FY24 since there are no collective bargaining agreements in place after 6/30/24

DESE FUNCTION CODE	JOB	LAST NAME	FIRST NAME	ASAL	ORG	OBJECT	FTE
2305	TEACHER	NUTILE	ELIZABETH	74,857.84	99339003	512903	1
2305	TEACHER	PIZZANO	KYM	104,340.12	98810603	512903	1
2305	TEACHER	THOMAS	CHRISTINE	92,227.91	98410603	512903	1
2305	TEACHER	CHAN	STACY	67,507.56	95510103	512903	1
2305	TEACHER	DURHAM	JOSEPH	56,660.35	91920106	512903	1
2305	TEACHER	NETISHEN	ELLEN	111,998.06	92710103	512903	1
2305	TEACHER	SHEEHAN	KEVIN	105,851.76	98810603	512903	1
2305	TEACHER	FABERY	MARIA	104,458.40	98310603	512903	1
2305	TEACHER	REIS	DONNA	96,873.15	95010103	512903	1
2305	TEACHER	SKREKAS	ELIZABETH	91,773.89	98710603	512903	1
2305	TEACHER	MILLER	JACQUELINE	111,998.06	91810604	512903	1
2305	TEACHER	PANNETON	MAURA	105,851.76	91810604	512903	1
2305	TEACHER	ROSE	STEVEN	105,851.76	91810604	512903	1
2305	TEACHER	COTE	DONNA	99,430.74	90210103	512903	1
2305	TEACHER	TEVNAN KENNEDY	LESLIE	98,207.64	90210103	512903	1
2305	TEACHER	CHAN LAM	KARRIE	113,791.32	98510603	512903	1
2305	TEACHER	KANELLAS	NANCY	102,264.38	96010606	512903	1
2305	TEACHER	SULLIVAN	KRISTEN	105,851.76	98510606	512903	1
2305	TEACHER	FLYNN	JANICE	99,430.74	92710103	512903	1
2305	TEACHER	ROSADO	AMANDA	101,901.35	92010103	512903	1
2305	TEACHER	BONFILIO	KIMBERLY	106,882.33	93610103	512903	1
2305	TEACHER	CHIN CHAP	SOPHIA	108,408.82	92010103	512903	1
2305	TEACHER	DOWD	SHARON	105,851.76	96010603	512903	1
2305	TEACHER	HANLON	DANIEL	105,354.25	99010720	512903	1
2305	TEACHER	BURGESS	JOSALYN	103,295.24	98410603	512903	1
2305	TEACHER	CAPPELLINI	SUSAN	96,873.15	93010103	512903	1
2305	TEACHER	ZORBAS	MELISSA	105,851.76	98010103	512903	1
2305	TEACHER	KHARFEN	RACHEL	105,354.25	98010103	512903	1
2305	TEACHER	POLLARD	CHERYL	103,295.24	96010603	512903	1
2305	TEACHER	JOY	KEVIN	99,430.74	91810604	512903	1
2305	TEACHER	BULLOCK	RANDALL	99,430.74	98510603	512903	1
2305	TEACHER	GOOR	ARTEMIS	105,851.76	98010103	512903	1
2305	TEACHER	BOWLEN	SARAH	105,851.76	98010103	512903	1
2305	TEACHER	MAINVILLE	TRACY	109,440.98	98010106	512903	1
2305	TEACHER	UONG	SOPHEAR	99,430.74	97510103	512903	1

Salaries listed are for budgeting purposes only & reflect the salaries as of FY24 since there are no collective bargaining agreements in place after 6/30/24

DESE FUNCTION CODE	JOB	LAST NAME	FIRST NAME	ASAL	ORG	OBJECT	FTE
2305	TEACHER	RAMIREZ	KATHLEEN	102,264.67	91510103	512903	1
2305	TEACHER	NOBREGA	JESSICA	111,998.06	95010103	512903	1
2305	TEACHER	KEARNEY	SHARON	96,873.15	91510106	512903	1
2305	TEACHER	GENEST	TRACY	99,430.74	93610103	512903	1
2305	TEACHER	CALIRI	CYNTHIA	111,997.51	90210106	512903	1
2305	TEACHER	MORELLO	SANDRA	109,440.98	97510106	512903	1
2305	TEACHER	PIANTAGGINI	SANDRA	111,997.51	93010103	512903	1
2305	TEACHER	GILLIS	AMY	111,997.51	94010103	512903	1
2305	TEACHER	MCCARTHY	PAUL	104,458.40	99010720	512903	1
2305	TEACHER	RAPONE	LEONARD	109,440.98	99010720	512903	1
2305	TEACHER	LAWRENSON	RICHARD	105,851.76	99010712	512903	1
2305	TEACHER	TAYLOR	JACQUELINE	109,440.98	99010720	512903	1
2305	TEACHER	BEAUCHESNE	BRIGITTE	109,440.98	99010720	512903	1
2305	TEACHER	COMEAU	PHILIP	102,796.66	99010720	512903	1
2305	TEACHER	TAYLOR	JILL	111,997.51	99010720	512903	1
2305	TEACHER	CAREY	JENNIFER	111,997.51	99010720	512903	1
2305	TEACHER	AHERN	JODI	109,440.98	99010720	512903	1
2305	TEACHER	FILLMORE	ROBERTA	101,901.35	99010720	512903	1
2305	TEACHER	FRANCOEUR	PAUL	107,291.80	99010720	512903	1
2305	TEACHER	DYSON	MARY	99,430.74	99010720	512903	1
2305	TEACHER	BOLIANITES	CHARLES	111,242.75	99010720	512903	1
2305	TEACHER	COLLOCA	LISA	109,440.98	99010720	512903	1
2305	TEACHER	RZEPALA	MARTHA	96,798.90	99339003	512903	1
2305	TEACHER	OEUR	THY	105,851.76	99010720	512903	1
2305	TEACHER	BIENVENUE	ANN	105,851.76	99010720	512903	1
2305	TEACHER	MCCABE	JAMES	109,440.98	99010720	512903	1
2305	TEACHER	MCCABE	MICHAEL	101,901.35	99010720	512903	1
2305	TEACHER	SHTLER	MARY	105,851.76	93010103	512903	1
2305	TEACHER	GERVAIS	MARIBEL	111,997.51	91210103	512903	1
2305	TEACHER	IBARGUEN	STEVEN	102,796.66	92710103	512903	1
2305	TEACHER	MCHUGH	ELLEN	96,873.15	97510103	512903	1
2305	TEACHER	SEAVER	LISA	109,440.98	94010103	512903	1
2305	TEACHER	CROWLEY	CHRISTOPHER	102,796.66	93010103	512903	1
2305	TEACHER	ARMSTRONG	BETH ANN	109,440.98	93010103	512903	1
2305	TEACHER	DURKIN	PAM	109,440.98	93010106	512903	1

Salaries listed are for budgeting purposes only & reflect the salaries as of FY24 since there are no collective bargaining agreements in place after 6/30/24

DESE FUNCTION CODE	JOB	LAST NAME	FIRST NAME	ASAL	ORG	OBJECT	FTE
2305	TEACHER	SAVOIE	DANIELLE	105,851.76	93010103	512903	1
2305	TEACHER	HART	ERIN	101,901.35	91510103	512903	1
2305	TEACHER	VOGEL	AMY	102,796.66	93010103	512903	1
2305	TEACHER	MACKWELL	MARY	102,796.66	93010103	512903	1
2305	TEACHER	LIM	SOVANNAVY	109,440.98	91810604	512903	1
2305	TEACHER	COONEY	MICHAEL	108,408.82	93010106	512903	1
2305	TEACHER	ZAHARAKES	KATHLEEN	101,901.35	94010103	512903	1
2305	TEACHER	SMITH	BARBARA	111,243.65	98010106	512903	1
2305	TEACHER	COPPINGER	KIMBERLLY	108,408.82	98610603	512903	1
2305	TEACHER	DOMINQUEZ	ESTEBAN	109,440.98	99010720	512903	1
2305	TEACHER	COREA	ELIZABETH	111,998.06	95510103	512903	1
2305	TEACHER	NGUYEN	TODD	105,851.81	98510603	512903	1
2305	TEACHER	REYNOLDS	MARTHA	96,873.15	92710103	512903	1
2305	TEACHER	MCELROY	TONYA	109,440.98	99010712	512903	1
2305	TEACHER	KING	JOHN	104,458.40	98910603	512903	1
2305	TEACHER	FARRELL SCHRIBMAN	MARYJO	96,873.15	98710603	512903	1
2305	TEACHER	CONKLIN	ELLEN	106,882.96	98710603	512903	1
2305	TEACHER	CUMMISKEY	CHRISTIANN	106,882.96	98710603	512903	1
2305	TEACHER	GREEN	SHANNON	104,458.40	95010103	512903	1
2305	TEACHER	FLANDERS	JOY	104,458.40	91510103	512903	1
2305	TEACHER	ROGERS	SEAN	96,873.15	93610103	512903	1
2305	TEACHER	MCCARTHY	LYNNE	109,440.98	98810603	512903	1
2305	TEACHER	CLOUGH	CATHERINE	104,781.95	94010103	512903	1
2305	TEACHER	ANASTOPOULOS	MARK	105,354.25	90210103	512903	1
2305	TEACHER	ROTHSCHILD	KAREN	102,264.38	98810603	512903	1
2305	TEACHER	WILMOTT GRANT	LORNA	111,997.51	98810606	512903	1
2305	TEACHER	CROWLEY	MICHAEL	108,408.82	98610603	512903	1
2305	TEACHER	REYES	NANCY	107,291.80	97510106	512903	1
2305	TEACHER	SHEEHY	ANNE	109,440.98	98710603	512903	1
2305	TEACHER	GILMAN	ALYSSA	102,796.89	92010103	512903	1
2305	TEACHER	MACLEAN	DIANE	109,440.98	98310603	512903	1
2305	TEACHER	ROSE	BONNIE	108,408.82	91810604	512903	1
2305	TEACHER	HILBRUNNER	ELLEN	87,819.23	95010103	512903	1
2305	TEACHER	GEORGE	JOANNE	105,352.72	94010106	512903	1
2305	TEACHER	WELCH	BETHANNE	111,997.51	94010103	512903	1

Salaries listed are for budgeting purposes only & reflect the salaries as of FY24 since there are no collective bargaining agreements in place after 6/30/24

DESE FUNCTION CODE	JOB	LAST NAME	FIRST NAME	ASAL	ORG	OBJECT	FTE
2305	TEACHER	BEDARD	TARA	102,796.66	97510103	512903	1
2305	TEACHER	CLARK	KATHRYN	108,408.82	98910603	512903	1
2305	TEACHER	KATTAR	LISA	102,796.89	98910603	512903	1
2305	TEACHER	CHASE	SHAWN	105,851.76	98910603	512903	1
2305	TEACHER	SULLIVAN	ARACELIS	108,408.82	99010720	512903	1
2305	TEACHER	MCCOY	SUSAN	109,440.98	95510103	512903	1
2305	TEACHER	DALTON	MICHELLE	79,883.48	98010103	512903	1
2305	TEACHER	PATTERSON	CHRISTINA	99,344.29	91210103	512903	1
2305	TEACHER	BONFANTI	LAURA	99,344.29	95010103	512903	1
2305	TEACHER	KLOBUCHER	LISA	97,697.93	92710103	512903	1
2305	TEACHER	BAHOUE	JOHNNA	97,697.93	97510106	512903	1
2305	TEACHER	MORALES	KERRI	94,316.63	99010720	512903	1
2305	TEACHER	MCGAFFIGAN	KERRIE	99,344.29	97510103	512903	1
2305	TEACHER	KISIEL	DIANE	100,750.91	98810606	512903	1
2305	TEACHER	MORASSE	PATRICIA	96,798.86	93010106	512903	1
2305	TEACHER	NEWCOMB	LEEANN	64,578.69	98610606	512903	1
2305	TEACHER	THEMELIS	KIMBERLY	102,796.89	98710603	512903	1
2305	TEACHER	SANBORN	KELLY	96,798.90	98510603	512903	1
2305	TEACHER	DEARTH	MELISSA	96,798.90	90210103	512903	1
2305	TEACHER	GOULD	JULIE	103,294.26	92010103	512903	1
2305	TEACHER	LAROCQUE	KATHLEEN	106,882.33	97510103	512903	1
2305	TEACHER	DONOVAN	SARAH	97,697.93	92710103	512903	1
2305	TEACHER	DRINAN	KATHLEEN	101,901.35	98010103	512903	1
2305	TEACHER	BAZDANES	PAUL	96,798.90	93510106	512903	1
2305	TEACHER	COMTOIS	MARCIE	104,340.12	95510103	512903	1
2305	TEACHER	GALVIN	LORI	98,207.64	99010720	512903	1
2305	TEACHER	NICHOLS CASEY	KAREN	104,340.12	93010103	512903	1
2305	TEACHER	BOUCHER	CATHERINE	106,882.33	98510603	512903	1
2305	TEACHER	LEWIS	CYNTHIA	99,344.29	91210103	512903	1
2305	TEACHER	MCDONOUGH	GEOFFREY	103,295.24	93010103	512903	1
2305	TEACHER	AMES	ALISON	99,344.29	94010103	512903	1
2305	TEACHER	FONTAINE	MELISSA	97,697.93	98510603	512903	1
2305	TEACHER	CALLAHAN	JAMES	104,340.12	99010720	512903	1
2305	TEACHER	MACKENZIE	MARYLOU	104,340.12	98910603	512903	1
2305	TEACHER	DUNHAM	KEVIN	105,090.64	99010720	512903	1

Salaries listed are for budgeting purposes only & reflect the salaries as of FY24 since there are no collective bargaining agreements in place after 6/30/24

DESE FUNCTION CODE	JOB	LAST NAME	FIRST NAME	ASAL	ORG	OBJECT	FTE
2305	TEACHER	PAGE	KATHRYN	96,873.15	94010103	512903	1
2305	TEACHER	CHASE	MARGARET	103,295.24	99339003	512903	1
2305	TEACHER	CONNELLY	NANCY	103,295.24	99010720	512903	1
2305	TEACHER	MCGRATH	ERIN	106,882.33	98510603	512903	1
2305	TEACHER	VEIGA	CHRISTINE	96,873.15	93010103	512903	1
2305	TEACHER	PRAK	CHENDA	89,230.09	99010720	512903	1
2305	TEACHER	BLANCHARD	TRACY	101,901.35	91810106	512903	1
2305	TEACHER	BROCHU	PAUL	102,796.66	99010712	512903	1
2305	TEACHER	REYNOLDS GARCIA	ABBIE	106,882.33	91210103	512903	1
2305	TEACHER	SHORTSIANITIS	ANDREA	96,798.90	98710603	512903	1
2305	TEACHER	RODRIGUEZ	JOHANNA	93,125.88	98410603	512903	1
2305	TEACHER	QUIROZ	CARLA	109,440.98	98510603	512903	1
2305	TEACHER	STEINBERG	EMILY	100,239.60	99010720	512903	1
2305	TEACHER	EDWARDS	CARI-ANN	105,851.76	91210106	512903	1
2305	TEACHER	BUCKLEY	ERIC	99,344.29	98910603	512903	1
2305	TEACHER	MCKELVIE	LYNN	109,440.98	93010103	512903	1
2305	TEACHER	BURNS	KARA	109,440.98	95510103	512903	1
2305	TEACHER	MACLEOD	KIRSTEN	102,796.66	96010603	512903	1
2305	TEACHER	ABRAMS	ERIN	102,796.66	91210103	512903	1
2305	TEACHER	MAYNARD	JENNIFER	102,796.66	90210103	512903	1
2305	TEACHER	HUNT	TARA	103,295.24	93610103	512903	1
2305	TEACHER	FREEMAN	KEVIN	109,440.98	98410603	512903	1
2305	TEACHER	HISLOP	ANNE MARIE	101,901.35	91210103	512903	1
2305	TEACHER	SMITH	ERICA	102,796.66	99010720	512903	1
2305	TEACHER	HARTIGAN	JENNIFER	96,873.15	92510103	512903	1
2305	TEACHER	CAHILL ZDON	DIANE	109,440.98	95510103	512903	1
2305	TEACHER	WEINTRAUB	JESSICA	106,882.33	98010103	512903	1
2305	TEACHER	CULLEN	GLENN	94,257.22	98610603	512903	1
2305	TEACHER	DOUCETTE	GEORGIANA	101,901.35	90210103	512903	1
2305	TEACHER	MAY	LAUREN	105,851.76	98810603	512903	1
2305	TEACHER	COWART	VALERIE	113,029.14	92710103	512903	1
2305	TEACHER	CROWLEY	LIZETTE	109,440.98	93010103	512903	1
2305	TEACHER	STONE	LINDA	94,257.22	98710606	512903	1
2305	TEACHER	LYNCH	MARY	103,295.24	91210103	512903	1
2305	TEACHER	NOEL	LISA	100,750.91	98010103	512903	1

Salaries listed are for budgeting purposes only & reflect the salaries as of FY24 since there are no collective bargaining agreements in place after 6/30/24

DESE FUNCTION CODE	JOB	LAST NAME	FIRST NAME	ASAL	ORG	OBJECT	FTE
2305	TEACHER	FARLEY	THOMAS	103,295.24	92010103	512903	1
2305	TEACHER	RURAK	MARK	99,344.29	96010603	512903	1
2305	TEACHER	BOYLE	SCOTT	103,294.26	98410603	512903	1
2305	TEACHER	WOO	AMY	96,798.90	99010720	512903	1
2305	TEACHER	GARABEDIAN	PAULA	109,440.98	99010720	512903	1
2305	TEACHER	MCCABE	MAURA	100,750.91	99339003	512903	1
2305	TEACHER	GOLAS	CLAIRE	111,997.51	98510603	512903	1
2305	TEACHER	MARKS	SHELLY	109,440.98	91210103	512903	1
2305	TEACHER	MCMAHON	ERIN	101,901.35	98910603	512903	1
2305	TEACHER	MENDONCA	LORNA	111,242.75	93610106	512903	1
2305	TEACHER	PEIRCE	KIM	102,796.66	90210103	512903	1
2305	TEACHER	HA	KATHERINE	103,295.24	98010103	512903	1
2305	TEACHER	LIM	CHINSAN	109,440.98	96010603	512903	1
2305	TEACHER	MIRANDA	KAREN	91,773.89	98510603	512903	1
2305	TEACHER	CASEY	DAVID	96,798.90	99010720	512903	1
2305	TEACHER	PRAK	PAO	67,508.29	98610603	512903	1
2305	TEACHER	ABRAMS	JONATHAN	87,198.66	92710103	512903	1
2305	TEACHER	KOUY	MELISSA	100,750.91	93610103	512903	1
2305	TEACHER	KELLY	LEANNE	96,798.90	93010103	512903	1
2305	TEACHER	MCDONOUGH	GREGORY	99,344.29	92510103	512903	1
2305	TEACHER	OLEARY	M FAYE	106,882.33	99010720	512903	1
2305	TEACHER	BOISVERT	LEAH	94,257.22	94010103	512903	1
2305	TEACHER	KEEFE	COURTNEY	99,769.14	90210106	512903	1
2305	TEACHER	IPPOLITO	AMY	94,257.22	94010103	512903	1
2305	TEACHER	HICKEY	MELISSA	94,257.22	98710606	512903	1
2305	TEACHER	RAGER	REBECCA	97,697.93	98010106	512903	1
2305	TEACHER	RONAN	MARK	59,552.62	99010712	512903	1
2305	TEACHER	SOROTA	KERRI	74,857.84	98810606	512903	1
2305	TEACHER	OBRIEN	LYNNE	97,697.93	93610106	512903	1
2305	TEACHER	OUELLET	KEVIN	97,697.93	91510103	512903	1
2305	TEACHER	MCMANMON	MELANIE	103,295.24	90210103	512903	1
2305	TEACHER	SQUEGLIA	JENNIFER	83,411.07	90110106	512903	1
2305	TEACHER	HICKEY	CHRISTOPHER	96,798.90	92510103	512903	1
2305	TEACHER	NORTHRUP	WILLIAM	96,798.90	99010720	512903	1
2305	TEACHER	THORNTON	THOMAS	96,798.90	99030502	512122	1

Salaries listed are for budgeting purposes only & reflect the salaries as of FY24 since there are no collective bargaining agreements in place after 6/30/24



DESE FUNCTION CODE	JOB	LAST NAME	FIRST NAME	ASAL	ORG	OBJECT	FTE
2305	TEACHER	HOEY	SARAH	59,552.48	91510103	512903	1
2305	TEACHER	PIGEON	KENNETH	100,750.91	98310603	512903	1
2305	TEACHER	SPELLISSY	KATHERINE	97,697.93	93010103	512903	1
2305	TEACHER	LOPEZ	ANDRES	96,177.27	98610603	512903	1
2305	TEACHER	LOPEZ	CARLOS	82,792.09	98710603	512903	1
2305	TEACHER	GRAHAM	DANIEL	100,239.60	99010720	512903	1
2305	TEACHER	DAIGLE	ANGELA	94,257.22	92010106	512903	1
2305	TEACHER	HOR	SAMNANG	96,798.90	99010720	512903	1
2305	TEACHER	LANDSTEINER	ALLISA	103,295.24	93610103	512903	1
2305	TEACHER	PRENTICE	HYACINTH	109,440.98	98810603	512903	1
2305	TEACHER	COTE	KATHLEEN	91,773.89	90210103	512903	1
2305	TEACHER	ATHAYDE	MARIANA	95,153.60	97510103	512903	1
2305	TEACHER	PAQUETTE	AMANDA	97,697.93	91510103	512903	1
2305	TEACHER	ZGONIS	SHANNON	64,578.69	99010712	512903	1
2305	TEACHER	CROWELL	STEPHANIE	94,287.98	95410106	512903	1
2305	TEACHER	PALMER	MATTHEW	105,384.48	98910603	512903	1
2305	TEACHER	DECOURCEY	SAMANTHA	59,552.62	95010103	512903	1
2305	TEACHER	FARLEY	AMANDA	99,769.14	96010603	512903	1
2305	TEACHER	SHEEHAN	ROSE	98,207.86	99010720	512903	1
2305	TEACHER	BEAUREGARD	ANNE	94,541.19	98810606	512903	1
2305	TEACHER	HARPER	ALLISON	82,792.09	90210106	512903	1
2305	TEACHER	GOYETTE	DEANNA	87,819.23	96010603	512903	1
2305	TEACHER	EACRETT	HOPE	98,207.64	90210103	512903	1
2305	TEACHER	BARBIERI	ELIZABETH	97,697.93	98010106	512903	1
2305	TEACHER	MOORE	LISA	98,207.64	96010606	512903	1
2305	TEACHER	RONAN	KATHRYN	94,257.22	99010720	512903	1
2305	TEACHER	UNGER	KERIANN	96,798.90	93010103	512903	1
2305	TEACHER	QUIRBACH	ELIZABETH	94,257.22	95510103	512903	1
2305	TEACHER	WALSH	KATELYN	98,207.86	98010103	512903	1
2305	TEACHER	OAK	ALYCIA	84,305.86	90210106	512903	1
2305	TEACHER	MILLETT	EMILY	56,659.92	98710619	512903	1
2305	TEACHER	TAVERAS	SHANNON	80,308.23	98010103	512903	1
2305	TEACHER	COTMAN EL	MANSUR	83,410.93	93610103	512903	1
2305	TEACHER	KATZ	LAURA	95,153.60	95510103	512903	1
2305	TEACHER	KOAM	SAMUTH	84,305.86	99010720	512903	1

Salaries listed are for budgeting purposes only & reflect the salaries as of FY24 since there are no collective bargaining agreements in place after 6/30/24



DESE FUNCTION CODE	JOB	LAST NAME	FIRST NAME	ASAL	ORG	OBJECT	FTE
2305	TEACHER	DECARVALHO	DIVA	83,411.07	99010720	512903	1
2305	TEACHER	BRUNELLE	BRYAN	90,952.30	94010106	512903	1
2305	TEACHER	SHANNON	KRISTEN	99,769.14	98610603	512903	1
2305	TEACHER	POTVIN	LAUREN	101,797.39	96010606	512903	1
2305	TEACHER	PARISI	ERIN	97,697.93	95510103	512903	1
2305	TEACHER	ALRAWY	ZEENA	92,227.91	99010720	512903	1
2305	TEACHER	SILVERBERG	JASON	98,207.64	99010720	512903	1
2305	TEACHER	KINNEY	SHERIANNE	100,004.64	98810603	512903	1
2305	TEACHER	MARKEE	KATHLEEN	95,153.60	95510103	512903	1
2305	TEACHER	DESMARAIS	ROXANNE	104,340.12	98010103	512903	1
2305	TEACHER	DOHERTY	KATIE	95,153.60	90210103	512903	1
2305	TEACHER	GRIER	ANDREA	94,257.22	91510103	512903	1
2305	TEACHER	MAYO	JENNIFER	97,697.93	91210103	512903	1
2305	TEACHER	RYAN	CLAIRE	98,207.64	92010103	512903	1
2305	TEACHER	DUCHESNE	KATRINA	101,797.39	93610103	512903	1
2305	TEACHER	MUNROE	HILLARY	87,198.66	98010103	512903	1
2305	TEACHER	RICH	DEBRA	94,257.22	98010103	512903	1
2305	TEACHER	AMLASHI	ANNA	93,125.88	93610103	512903	1
2305	TEACHER	FARIA	CARA	92,227.91	91810604	512903	1
2305	TEACHER	FIRTH	BROOKE	95,153.60	92710106	512903	1
2305	TEACHER	AVELINO	MONICA	94,257.22	95510103	512903	1
2305	TEACHER	TRIPATHI	NEETI	94,257.16	99010720	512903	1
2305	TEACHER	ALVES	HEIDI	94,257.22	91810604	512903	1
2305	TEACHER	PELLERITI	KATHERINE	96,177.27	98910606	512903	1
2305	TEACHER	GRATTA	MICHAEL	95,153.60	96010603	512903	1
2305	TEACHER	WEBER OKUDA	DANIELLE	97,697.93	93010106	512903	1
2305	TEACHER	KENNEDY	MARIAH	101,797.39	94010103	512903	1
2305	TEACHER	PAPPALARDO	CHRISTINA	94,257.22	98410603	512903	1
2305	TEACHER	SEQUEIRA PLUNKETT	JENNIFER	104,340.12	95510103	512903	1
2305	TEACHER	HARLAND	MICHELLE	104,340.12	92010103	512903	1
2305	TEACHER	RIDENOUR	ELIZABETH	104,340.12	90210106	512903	1
2305	TEACHER	VALLIERE	KEITH	97,697.93	98810603	512903	1
2305	TEACHER	PRONH	MILEENA	62,067.24	96010603	512903	1
2305	TEACHER	BOI	TUNDE	101,797.39	93010103	512903	1
2305	TEACHER	GRADY	KELLIANNE	95,153.60	98910603	512903	1

Salaries listed are for budgeting purposes only & reflect the salaries as of FY24 since there are no collective bargaining agreements in place after 6/30/24

DESE FUNCTION CODE	JOB	LAST NAME	FIRST NAME	ASAL	ORG	OBJECT	FTE
2305	TEACHER	POTTER	SCOTT	94,257.22	99010720	512903	1
2305	TEACHER	HOGAN	LISA	95,153.60	90110106	512903	1
2305	TEACHER	LEMAY	BRIANNE	94,257.22	98010103	512903	1
2305	TEACHER	BOUCHARD	CAROL	94,257.22	96010606	512903	1
2305	TEACHER	ONEIL	GREGORY	96,798.90	92510103	512903	1
2305	TEACHER	GARABEDIAN	KATE	101,797.39	98910603	512903	1
2305	TEACHER	KEENAN	CHRISTINE	96,177.27	98710603	512903	1
2305	TEACHER	BONIN	KACIE	96,177.27	95510103	512903	1
2305	TEACHER	REGINA	ANDREA	101,797.39	92010103	512903	1
2305	TEACHER	DOLLIVER	KYLE	89,714.34	96010603	512903	1
2305	TEACHER	MORRILL	NICOLE	79,882.32	95010103	512903	1
2305	TEACHER	FRIAS	ASHLEY	64,578.69	97510103	512903	1
2305	TEACHER	WILSON	SARAH	71,333.33	92510103	512903	1
2305	TEACHER	DESCHENEUX	ELIZABETH	95,153.60	95510103	512903	1
2305	TEACHER	VERZONE	JACQUELINE	87,198.66	99010720	512903	1
2305	TEACHER	GALLAGHER	SHELAGH	92,227.91	92710103	512903	1
2305	TEACHER	FIGUEIREDO	KARA	94,257.22	91210103	512903	1
2305	TEACHER	HALL	KERRY	95,153.60	94010103	512903	1
2305	TEACHER	LUBINSKI	CAITLYN	95,153.60	95010103	512903	1
2305	TEACHER	MORRISON	TERESA	91,769.11	93610103	512903	1
2305	TEACHER	BUTLER	KATHRYN	98,207.64	98010103	512903	1
2305	TEACHER	LAFFEY	SAMANTHA	63,987.82	93610106	512903	1
2305	TEACHER	ZEIDAN	THOMAS	105,384.48	98810606	512903	1
2305	TEACHER	STACK	JENNIFER	96,177.27	98310603	512903	1
2305	TEACHER	CARAVOULIAS	BRAD	89,230.09	96010603	512903	1
2305	TEACHER	DAVIS	VICTORIA	87,360.43	95510103	512903	1
2305	TEACHER	HORAN	KRISTIN	93,125.88	99010720	512903	1
2305	TEACHER	SERPE	LINDSAY	98,207.64	98010103	512903	1
2305	TEACHER	LOGAN	ERIN	79,883.48	98810606	512903	1
2305	TEACHER	GIL	LISA	94,257.22	98510606	512903	1
2305	TEACHER	MANSOUR	SUAD	59,552.48	99010720	512903	1
2305	TEACHER	DONOVAN	AARON	76,357.81	99010720	512903	1
2305	TEACHER	CARELLI	JILLIAN	100,750.91	97510106	512903	1
2305	TEACHER	CONNORS	TAMMY	97,697.93	91810604	512903	1
2305	TEACHER	DOHERTY	HOLLY	94,257.22	91810106	512903	1

Salaries listed are for budgeting purposes only & reflect the salaries as of FY24 since there are no collective bargaining agreements in place after 6/30/24

DESE FUNCTION CODE	JOB	LAST NAME	FIRST NAME	ASAL	ORG	OBJECT	FTE
2305	TEACHER	DURKIN	JOHN	100,750.91	93510106	512903	1
2305	TEACHER	KAUFMAN	MEREDITH	97,697.93	98010106	512903	1
2305	TEACHER	WADE	KRISTIN	97,697.93	97510103	512903	1
2305	TEACHER	PEASE	SARAH	101,797.39	91810604	512903	1
2305	TEACHER	CHANDLER	HALEY	94,257.22	97510103	512903	1
2305	TEACHER	MCNULTY DAVILA	BRIDGET	98,207.64	98310603	512903	1
2305	TEACHER	FENDELL	NAOMI	89,552.84	93610103	512903	1
2305	TEACHER	MCGONIGLE	KATHERINE	95,153.60	95010103	512958	1
2305	TEACHER	BUCKLEY	MARK	94,257.22	98610603	512903	1
2305	TEACHER	LUCAS	LAUREN	97,697.93	98310603	512903	1
2305	TEACHER	DILLON	KATIE	94,257.22	94010103	512903	1
2305	TEACHER	HOLLOWAY	LAUREN	95,153.60	98510603	512903	1
2305	TEACHER	DIZOGLIO	LINDSAY	98,207.64	93010103	512903	1
2305	TEACHER	LUNN	LINDA	88,716.66	93610103	512903	1
2305	TEACHER	CRUZ	ROY	71,334.33	95510106	512903	1
2305	TEACHER	JEWER	NANCY	94,257.22	96010603	512903	1
2305	TEACHER	BUCKLEY	ELISE	72,962.72	99010720	512903	1
2305	TEACHER	YAU	KATELYN	95,153.60	97510103	512903	1
2305	TEACHER	VILLANO	PAIGE	94,257.22	91510103	512903	1
2305	TEACHER	SPINNEY	QUENTIN	56,660.35	98310603	512903	1
2305	TEACHER	THOMPSON	STEPHANIE	71,333.33	93610103	512903	1
2305	TEACHER	AMEDURI	JEANNINE	94,257.16	99010720	512903	1
2305	TEACHER	FINCH	BRENDA	70,024.31	91510103	512903	1
2305	TEACHER	MAGNUSON	JEFFREY	92,227.91	91810604	512903	1
2305	TEACHER	MAZZONE	ROBERT	83,411.07	96010603	512903	1
2305	TEACHER	BEDFORD	JOSHLYN	88,716.66	91510103	512903	1
2305	TEACHER	ROPER	CAM	92,227.91	96010603	512903	1
2305	TEACHER	PERKINS	JARED	94,257.22	99010720	512903	1
2305	TEACHER	KRAFT	NATHANIEL	98,207.64	99010720	512903	1
2305	TEACHER	GERVAIS	ALISON	87,360.43	91810604	512903	1
2305	TEACHER	BARLOW	TIFFANY	92,227.91	98410603	512903	1
2305	TEACHER	MURPHY	AMY	83,411.07	95410106	512903	1
2305	TEACHER	KULARSKI	JESSICA	101,797.39	92010103	512903	1
2305	TEACHER	GLASHEEN	SEAN	87,819.23	99010720	512903	1
2305	TEACHER	COTE	MOLLY	63,987.82	92710103	512903	1

Salaries listed are for budgeting purposes only & reflect the salaries as of FY24 since there are no collective bargaining agreements in place after 6/30/24

DESE FUNCTION CODE	JOB	LAST NAME	FIRST NAME	ASAL	ORG	OBJECT	FTE
2305	TEACHER	PAYES	ROCIO	67,507.56	99010720	512903	1
2305	TEACHER	MCQUAID	ELIZABETH	87,819.23	99010720	512903	1
2305	TEACHER	NICHOLSON	ANDREA	62,581.73	95510103	512903	1
2305	TEACHER	BERGER	JENNIFER	104,340.12	98710603	512903	1
2305	TEACHER	SHAKIR	NIDHAL	62,067.24	99010720	512903	1
2305	TEACHER	HOFFMAN	JACQUELINE	97,974.26	99010720	512903	1
2305	TEACHER	CIESLA	MELISSA	100,750.91	92010103	512903	1
2305	TEACHER	CLARK	JAMES	100,750.91	99010712	512903	1
2305	TEACHER	SIMPSON	LISA	101,797.39	93010106	512903	1
2305	TEACHER	KLOBUCHER	MARGUERITE	101,797.39	94010103	512903	1
2305	TEACHER	FOSTER	SARAH	94,257.22	91920106	512903	1
2305	TEACHER	CROTTY	KRISTEN	96,798.90	98710603	512903	1
2305	TEACHER	FERNANDEZ	JOSHUA	96,798.90	97510103	512903	1
2305	TEACHER	LEVIN	AUDREY	94,257.22	97510103	512903	1
2305	TEACHER	SWENSON	KYLE	78,386.59	99010720	512903	1
2305	TEACHER	TRAINOR	MARCELLA	98,207.64	92010103	512903	1
2305	TEACHER	COTTA	MICHAEL	95,153.60	91210103	512903	1
2305	TEACHER	PAPPATHAN	PATRICIA	97,697.93	92710103	512903	1
2305	TEACHER	WHITE	LYNDSAY	95,153.60	99010720	512903	1
2305	TEACHER	DONOVAN	HOLLY	98,207.64	91510103	512903	1
2305	TEACHER	DOOLE	REBECCA	93,125.88	98910603	512903	1
2305	TEACHER	QUILES	RAFAEL	97,697.93	99010720	512903	1
2305	TEACHER	FIDRYCH	MARIE	95,153.60	99010720	512903	1
2305	TEACHER	MOYNIHAN	JENNIFER	87,819.23	98010103	512903	1
2305	TEACHER	BANNERMAN	JULIE	93,125.88	96010603	512903	1
2305	TEACHER	HEBERT	ERIN	76,357.81	91810604	512903	1
2305	TEACHER	HOFFMAN	MICHELLE	73,847.76	98710603	512903	1
2305	TEACHER	KNIGHT	JESSICA	95,153.60	93610103	512903	1
2305	TEACHER	DUNHAM	KELLEY	89,230.09	94010103	512903	1
2305	TEACHER	CROTEAU	BRITTANY	89,714.34	99010712	512903	1
2305	TEACHER	FLAHIVE	SHANNON	82,792.09	98010103	512903	1
2305	TEACHER	PANAGOPOULOS	ANTHE	87,360.43	91810604	512903	1
2305	TEACHER	BARR	AMANDA	95,153.60	98710603	512903	1
2305	TEACHER	GALLAGHER	RACHEL	76,357.81	97510103	512903	1
2305	TEACHER	VIEIRA	KRYSTLE	70,024.31	98010103	512903	1

Salaries listed are for budgeting purposes only & reflect the salaries as of FY24 since there are no collective bargaining agreements in place after 6/30/24

DESE FUNCTION CODE	JOB	LAST NAME	FIRST NAME	ASAL	ORG	OBJECT	FTE
2305	TEACHER	MURPHY	CHRISTA	96,177.27	98310606	512903	1
2305	TEACHER	SORINOLA	ANTHONIA	73,432.66	98310603	512903	1
2305	TEACHER	PEAL	JULIE	94,257.22	97510103	512903	1
2305	TEACHER	ALMEIDA	CATHERINE	96,177.27	97510103	512903	1
2305	TEACHER	TOOHEY	ERINN	92,227.91	96010603	512903	1
2305	TEACHER	THOMAS	KATELYN	101,797.39	98910606	512903	1
2305	TEACHER	BRADLEY	KIMBERLY	101,797.39	91810604	512903	1
2305	TEACHER	WILLIAMS	PATRICIA	93,125.88	99010720	512903	1
2305	TEACHER	STROUT	BRIDGET	98,207.64	90210103	512903	1
2305	TEACHER	MELLO	DEVON	92,227.91	92010103	512903	1
2305	TEACHER	VONKAHLE	AMY	101,797.39	94010103	512903	1
2305	TEACHER	SHETLER	MICHAEL	92,227.91	92010106	512903	1
2305	TEACHER	EVANS	REBECCA	95,153.60	91210106	512903	1
2305	TEACHER	DAVIS	LELA	94,257.22	97510103	512903	1
2305	TEACHER	GROSS	BRIANA	98,207.86	98610606	512903	1
2305	TEACHER	GIAVROUTAS	SARAH	100,004.64	98610603	512903	1
2305	TEACHER	HAMILTON	LINDSAY	94,257.22	98010106	512903	1
2305	TEACHER	MCDONALD	MELISSA	101,797.39	98810603	512903	1
2305	TEACHER	TOWER	KIMBERLY	95,153.60	98010103	512903	1
2305	TEACHER	RAUTENBERG	JANEL	87,198.66	91810604	512903	1
2305	TEACHER	BERNARD	TIFFANY	101,797.39	90210103	512903	1
2305	TEACHER	MCMANUS	AMY	80,308.23	94010103	512903	1
2305	TEACHER	HACKETT	CARLENE	98,207.64	90210103	512903	1
2305	TEACHER	GIRAFFO	NICOLE	94,257.22	99010720	512903	1
2305	TEACHER	GAFFNEY	JAMES	92,227.91	98810603	512903	1
2305	TEACHER	REIDT	RUTHANN	95,153.60	95510103	512903	1
2305	TEACHER	GIORDANO	ANTHONY	94,257.22	99010720	512903	1
2305	TEACHER	BURGESS MACINTOSH	KATE	95,360.45	98710603	512903	1
2305	TEACHER	LABRECQUE	LISA	61,688.01	94010103	512903	1
2305	TEACHER	BOOTS EBENFIELD	ROBIN	108,408.82	99010720	512903	1
2305	TEACHER	CHASE	JUDITH	94,257.22	94010103	512903	1
2305	TEACHER	SEARS	ASHLEY	95,153.60	93610106	512903	1
2305	TEACHER	COOPER	JULIE	71,333.33	98410606	512903	1
2305	TEACHER	BOURASSA	JENNIFER	98,207.64	98310603	512903	1
2305	TEACHER	SILVA	NATALIA	83,411.07	93510106	512903	1

Salaries listed are for budgeting purposes only & reflect the salaries as of FY24 since there are no collective bargaining agreements in place after 6/30/24

DESE FUNCTION CODE	JOB	LAST NAME	FIRST NAME	ASAL	ORG	OBJECT	FTE
2305	TEACHER	EWING	CHELSEA	87,198.66	95010103	512903	1
2305	TEACHER	FERRIS	CHERYLANNE	95,153.60	98410603	512903	1
2305	TEACHER	BETTENCOURT	CASEY	96,177.27	95410106	512903	1
2305	TEACHER	WILLIAMS	JESSICA	96,177.27	92010103	512903	1
2305	TEACHER	AL MOAZAN	NAHLA	59,552.62	98510603	512903	1
2305	TEACHER	RAKE	HEATHER	94,257.22	98310606	512903	1
2305	TEACHER	FARRELL CONDON	COLLEEN	97,697.93	98410603	512903	1
2305	TEACHER	STLOUIS	KRISTA	87,819.23	98410606	512903	1
2305	TEACHER	WILKEY	KELLY	83,411.07	98810603	512903	1
2305	TEACHER	BOUDREAU	VANESSA	92,227.91	94010106	512903	1
2305	TEACHER	TAYLOR	WAYNE	96,177.27	99010720	512903	1
2305	TEACHER	KING	AARON	78,386.59	98410603	512903	1
2305	TEACHER	TORRES	BROOKE	92,227.91	95010106	512903	1
2305	TEACHER	PEDERSON	MEGAN	99,769.14	99010720	512903	1
2305	TEACHER	SILK	ANNA	87,198.66	94010103	512903	1
2305	TEACHER	NANGLE	KATIE	83,411.07	91210103	512903	1
2305	TEACHER	SEID	BAASHAH	61,688.01	98710603	512903	1
2305	TEACHER	SCIACCA	PATRICIA	95,153.60	98510603	512903	1
2305	TEACHER	WESOLOWSKI	BARBARA	94,257.22	98810606	512903	1
2305	TEACHER	BELLEROSSE ROCKWOOD	STEPHANIE	83,411.07	99010720	512903	1
2305	TEACHER	OUELLETTE	KENDRA	94,257.22	91810604	512903	1
2305	TEACHER	PUDIL	KATIE	95,153.60	98510603	512903	1
2305	TEACHER	PASTOR	ANTONIA	94,257.22	91210106	512903	1
2305	TEACHER	OLSEN	HILARY	101,797.39	98610603	512903	1
2305	TEACHER	RHOADS	MICHELLE	94,257.22	98610606	512903	1
2305	TEACHER	CAYER	ANNAMARIE	94,257.22	97510103	512903	1
2305	TEACHER	URBINE	KATHRYN	94,257.22	91810604	512903	1
2305	TEACHER	WINGET	JESSICA	94,257.22	98910606	512903	1
2305	TEACHER	BELL	COURTNEY	92,227.91	92510103	512903	1
2305	TEACHER	LANDER	JESSICA	92,227.40	99010720	512903	1
2305	TEACHER	EVANS	AMAL	94,257.22	98910606	512903	1
2305	TEACHER	SHUPE	MICHAEL	94,257.22	96010606	512903	1
2305	TEACHER	PHAM	ALEXANDER	92,227.91	99010720	512903	1
2305	TEACHER	COTTRELL	KATHERINE	89,230.09	94010103	512903	1
2305	TEACHER	BREEN	OLIVIA	94,257.22	92010103	512903	1

Salaries listed are for budgeting purposes only & reflect the salaries as of FY24 since there are no collective bargaining agreements in place after 6/30/24

DESE FUNCTION CODE	JOB	LAST NAME	FIRST NAME	ASAL	ORG	OBJECT	FTE
2305	TEACHER	KOPICKO	KIM	101,797.39	98010103	512903	1
2305	TEACHER	ANDERSON	SAM	87,819.23	98710606	512903	1
2305	TEACHER	MENDONCA	TAYLOR	87,819.23	93610103	512903	1
2305	TEACHER	JEDRASZEK	CAROLYN	94,257.22	91510106	512903	1
2305	TEACHER	MORRIS	AEMY	87,360.43	98310603	512903	1
2305	TEACHER	LANGUIRAND	SARAH	79,882.32	95010103	512903	1
2305	TEACHER	HUBERT	MATTHEW	94,257.22	91810106	512903	1
2305	TEACHER	DEMOS	SARAH	73,847.96	95410106	512903	1
2305	TEACHER	CANDOR	JENNY	59,552.62	98910603	512903	1
2305	TEACHER	DESCOTEAUX	SAMUEL	82,792.09	98610603	512903	1
2305	TEACHER	TUBRIDY	SARAH	99,767.24	98810603	512903	1
2305	TEACHER	ALREKABI	FIRAS	98,949.14	98310603	512903	1
2305	TEACHER	GILLIS	JULIE	91,769.11	93010103	512903	1
2305	TEACHER	KOTHARI	SUPRIYA	77,253.96	98410603	512903	1
2305	TEACHER	TROTT	SEAN	56,659.92	98610603	512903	1
2305	TEACHER	SONIS	CRAIG	98,207.86	99213003	512903	1
2305	TEACHER	PLUNKETT	JOHN	89,230.09	99213003	512903	1
2305	TEACHER	BLACK	DARCY	95,153.60	99213003	512903	1
2305	TEACHER	LONG	VERONICA	56,660.35	99010720	512903	1
2305	TEACHER	MORRISON	MARY	94,257.22	90110903	512903	1
2305	TEACHER	PANNETON	CONOR	56,660.35	99010712	512903	1
2305	TEACHER	PICKETT	MICHAEL	94,257.22	98710603	512903	1
2305	TEACHER	SAVASTANO	EMILY	101,797.39	90210103	512903	1
2305	TEACHER	BREKALIS	KRISTIN	92,227.91	98710606	512903	1
2305	TEACHER	LANIER	KRISTEN	94,257.22	98010103	512903	1
2305	TEACHER	POPESCU	DORIAN	101,797.39	99010720	512903	1
2305	TEACHER	ODONNELL	LAUREN	101,797.39	91510103	512903	1
2305	TEACHER	MCKELLAR	MARK	94,257.22	98310603	512903	1
2305	TEACHER	WATSON	JOANNE	95,153.60	98810603	512903	1
2305	TEACHER	HYSLIP	SUZANNE	92,227.91	93010103	512903	1
2305	TEACHER	FOSS	CARL	92,227.91	98310603	512903	1
2305	TEACHER	GREGOIRE	JESSICA	101,797.39	92010106	512903	1
2305	TEACHER	BRASSARD	SUSAN	99,769.14	99010720	512903	1
2305	TEACHER	MACAULEY	JENNIFER	98,207.64	97510106	512903	1
2305	TEACHER	BRENNAN	KATHRYN	95,153.60	98510603	512903	1

Salaries listed are for budgeting purposes only & reflect the salaries as of FY24 since there are no collective bargaining agreements in place after 6/30/24



DESE FUNCTION CODE	JOB	LAST NAME	FIRST NAME	ASAL	ORG	OBJECT	FTE
2305	TEACHER	BARNES	ARIANNA	92,227.91	98910603	512903	1
2305	TEACHER	MINER	SUSAN	93,125.88	91810106	512903	1
2305	TEACHER	JOHNSTON	CYNTHIA	94,257.22	99010720	512903	1
2305	TEACHER	SYKES	JESSE	76,356.47	98710603	512903	1
2305	TEACHER	GONZALEZ	ELIANETH	59,552.62	92010103	512903	1
2305	TEACHER	ALLEN	TADD	99,343.55	96010603	512903	1
2305	TEACHER	ADLEY	CAITLYN	101,797.39	91810106	512903	1
2305	TEACHER	BARIBEAULT	DANIELLE	95,153.60	91510103	512903	1
2305	TEACHER	CHEEK	SAMANTHA	95,360.45	91810106	512903	1
2305	TEACHER	RINDO	KATHRYN	83,411.07	91210103	512903	1
2305	TEACHER	DELUCIA	HEATHER	87,819.23	90210103	512903	1
2305	TEACHER	JONES	STEPHANIE	87,360.43	92010103	512903	1
2305	TEACHER	BRUNELLE	KEVIN	69,014.42	95410106	512903	1
2305	TEACHER	KIM	JAEKYUNG	76,486.17	99010712	512903	1
2305	TEACHER	LAUGHLIN	BRYANNA	82,792.09	99010720	512903	1
2305	TEACHER	KHO	TARARITH	79,882.32	99010720	512903	1
2305	TEACHER	URIBE	NATALIE	64,579.75	99010712	512903	1
2305	TEACHER	WILLIAMS	KAYLA	72,962.72	91210103	512903	1
2305	TEACHER	MCARDLE	NICHOLAS	83,411.07	98810603	512903	1
2305	TEACHER	MCKIERNAN	KELLEY	91,769.11	96010603	512903	1
2305	TEACHER	GRIFFIN	MARY	101,797.39	92010103	512903	1
2305	TEACHER	HODGDON	MIKAYLA	73,847.96	98310103	512903	1
2305	TEACHER	ALONARDO	MELISSA	94,539.39	98010103	512903	1
2305	TEACHER	UBELE	KATERINA	79,882.32	91210103	512903	1
2305	TEACHER	KUZARA	ALISON	83,411.07	98910603	512903	1
2305	TEACHER	HORNE	MICHAELA	94,257.22	96010603	512903	1
2305	TEACHER	BERNIER	SETH	89,230.09	99010720	512903	1
2305	TEACHER	MCNEIL	ALANA	94,257.22	94010103	512903	1
2305	TEACHER	FENDELL	BRIAN	101,797.39	98010103	512903	1
2305	TEACHER	THERRIEN	ALLISON	83,411.07	98710606	512903	1
2305	TEACHER	MENDES	TRACI	94,257.22	90210103	512903	1
2305	TEACHER	MURPHY	AARON	98,207.64	98010103	512903	1
2305	TEACHER	MELIN	ELIZABETH	94,257.22	98510606	512903	1
2305	TEACHER	MASSE	DEANNA	82,792.09	99010712	512903	1
2305	TEACHER	WILLIAMS	ERIN	83,411.07	98910603	512903	1

Salaries listed are for budgeting purposes only & reflect the salaries as of FY24 since there are no collective bargaining agreements in place after 6/30/24



DESE FUNCTION CODE	JOB	LAST NAME	FIRST NAME	ASAL	ORG	OBJECT	FTE
2305	TEACHER	CHARETTE	BRIGITTE	95,153.60	98510606	512903	1
2305	TEACHER	DUGAN	PATRICK	94,257.22	99010712	512903	1
2305	TEACHER	WARDYGA	LISA	98,207.64	99010720	512903	1
2305	TEACHER	PACKARD	THERESE	89,230.09	99010720	512903	1
2305	TEACHER	MOREAU	KATHERINE	70,024.31	93610106	512903	1
2305	TEACHER	STASIAK	ALLISON	95,153.60	98710603	512903	1
2305	TEACHER	BRETON PANTOS	CAROLYN	90,952.30	99010720	512903	1
2305	TEACHER	GEARY	MEGHAN	79,882.32	92710106	512903	1
2305	TEACHER	CAHILL	CLARA	92,227.91	99010720	512903	1
2305	TEACHER	HANLON	LAUREN	95,155.51	93610106	512903	1
2305	TEACHER	OWEN	BRYAN	94,257.22	99010712	512903	1
2305	TEACHER	BALDWIN	ELIZABETH	83,411.07	92010103	512903	1
2305	TEACHER	SHELTON	KERRI	93,125.88	93610103	512903	1
2305	TEACHER	AMEZQUITA	YARALIZ	94,257.22	99010720	512903	1
2305	TEACHER	CLARK	CASSANDRA	83,411.07	98710606	512903	1
2305	TEACHER	MORGAN	BRITTANY	83,411.07	98910603	512903	1
2305	TEACHER	EMRICK	ALEXANDRA	76,357.81	93010103	512903	1
2305	TEACHER	MURPHY	CAITLIN	92,227.91	98710603	512903	1
2305	TEACHER	THISSELL	NICOLE	76,357.81	90110903	512903	1
2305	TEACHER	RETALLACK	GARTH	78,386.59	92510103	512903	1
2305	TEACHER	DEAN	KAYLA	89,230.09	98910603	512903	1
2305	TEACHER	STARCEVIC	REBECCA	61,688.01	98910603	512903	1
2305	TEACHER	NOCELLA	RYAN	56,660.35	92010103	512903	1
2305	TEACHER	GUILMETTE	SARA	76,486.17	96010603	512903	1
2305	TEACHER	FARRELL	SHAELAH	69,014.42	93610106	512903	1
2305	TEACHER	KELLETT	MELYNDA	79,882.32	93010103	512903	1
2305	TEACHER	DUMAIS	SAMANTHA	59,552.62	90210103	512903	1
2305	TEACHER	STEFANO	LISA	56,660.35	98710603	512903	1
2305	TEACHER	HEYWOSZ	THOMAS	80,784.53	99010720	512903	1
2305	TEACHER	HUN	SUZANNE	63,987.82	99010712	512903	1
2305	TEACHER	LAM	TINSON	72,535.22	91810604	512903	1
2305	TEACHER	WELDON	LISA	71,334.33	98810606	512903	1
2305	TEACHER	CONWAY	KASEY	92,227.91	93610106	512903	1
2305	TEACHER	DALY	STEPHEN	72,535.22	98510603	512903	1
2305	TEACHER	PACHECO VALENTE	TALITA	76,357.81	99010720	512903	1

Salaries listed are for budgeting purposes only & reflect the salaries as of FY24 since there are no collective bargaining agreements in place after 6/30/24

DESE FUNCTION CODE	JOB	LAST NAME	FIRST NAME	ASAL	ORG	OBJECT	FTE
2305	TEACHER	MCCUE	HANNAH	79,883.48	98310603	512903	1
2305	TEACHER	HOWARD-SMITH	SHAWLETTE	82,792.09	98410603	512903	1
2305	TEACHER	WARUCH	BENJAMIN	71,334.33	98010106	512903	1
2305	TEACHER	CABRERA	ALEJANDRA	83,834.86	98410603	512903	1
2305	TEACHER	GANNON	TAYLOR	79,882.32	99010720	512903	1
2305	TEACHER	LOUGHLIN	ANNEMARIE	69,014.42	92710103	512903	1
2305	TEACHER	AYER	MICHELLE	87,360.43	98810606	512903	1
2305	TEACHER	KULLBERG	CAITLIN	87,819.23	98510603	512903	1
2305	TEACHER	BAER	ANDREA	95,153.60	90210103	512903	1
2305	TEACHER	KASKONS	LINDSEY	80,782.27	98510603	512903	1
2305	TEACHER	RENAUD	PAULA	84,305.86	98810603	512903	1
2305	TEACHER	VAN GELDER	ANNA	87,425.67	91810106	512903	1
2305	TEACHER	MCDONOUGH	JENNIFER	101,797.39	99010712	512903	1
2305	TEACHER	FAIR	KALEIGH	93,125.88	98610606	512903	1
2305	TEACHER	MOREHOUSE	NICOLE	79,882.32	95510106	512903	1
2305	TEACHER	LOGAN	NICHOLAS	67,508.29	99010712	512903	1
2305	TEACHER	BUCCARELLI	KIMBERLY	94,257.22	98310603	512903	1
2305	TEACHER	MORSE	SAMUEL	69,012.83	98810606	512903	1
2305	TEACHER	BARTLEMAN	MEGAN	76,357.81	98010103	512903	1
2305	TEACHER	SALVIATI	LAUREN	63,987.82	98510606	512903	1
2305	TEACHER	BOORE	MONICA	95,153.60	92510106	512903	1
2305	TEACHER	FADNESS	PETER	83,834.86	99010720	512903	1
2305	TEACHER	CUMMINGS	KAYLEE	88,716.66	96010603	512903	1
2305	TEACHER	ODONOHUE	RAIGEN	94,257.22	98810603	512903	1
2305	TEACHER	GIORDANO	EMILY	72,535.22	98910606	512903	1
2305	TEACHER	GANGI	NICOLE	85,306.19	96010603	512903	1
2305	TEACHER	OSPINA	CORINNE	56,659.92	98710603	512903	1
2305	TEACHER	BOYD	MEGHAN	92,227.91	96010603	512903	1
2305	TEACHER	MACINNIS	KALEIGH	72,535.22	98010103	512903	1
2305	TEACHER	HOANG	HUONG	79,882.32	93010103	512903	1
2305	TEACHER	MOEGELIN	BRITTANY	80,308.23	95010103	512903	1
2305	TEACHER	QUILES	DIANA	85,306.19	93010103	512903	1
2305	TEACHER	STOESSEL	JENNA	72,535.22	95410106	512903	1
2305	TEACHER	CHAHINE	FADIAMARY	80,782.27	93610103	512903	1
2305	TEACHER	SAINT-LOUIS	RALPH	80,784.53	99010720	512903	1

Salaries listed are for budgeting purposes only & reflect the salaries as of FY24 since there are no collective bargaining agreements in place after 6/30/24

DESE FUNCTION CODE	JOB	LAST NAME	FIRST NAME	ASAL	ORG	OBJECT	FTE
2305	TEACHER	WOODS	ELIZABETH	76,357.81	98010103	512903	1
2305	TEACHER	PALLADINO	MICHAELA	76,357.81	95010103	512903	1
2305	TEACHER	OLIVERIA	NEIL	73,433.49	99010720	512903	1
2305	TEACHER	CREEGAN	BRETTON	59,552.62	99010712	512903	1
2305	TEACHER	BUCZYNSKI	SARA	56,660.35	95510106	512903	1
2305	TEACHER	MONTGOMERY	HOLLY	61,688.01	98710603	512903	1
2305	TEACHER	GLEISBERG	KATHLEEN	92,227.91	98910606	512903	1
2305	TEACHER	ARNOLD	SAMANTHA	91,769.87	98710603	512903	1
2305	TEACHER	FLORES	ELIZA	76,356.47	98310606	512903	1
2305	TEACHER	WU	YINGYING	77,253.66	98610603	512903	1
2305	TEACHER	SCHERMERHORN	TYLER	77,253.66	98610603	512903	1
2305	TEACHER	PURCELL	DANIEL	93,125.88	98810603	512903	1
2305	TEACHER	MIGLIORI	DORETTE	93,125.88	99010720	512903	1
2305	TEACHER	MEDINA	JANNELIS	67,507.56	98610606	512903	1
2305	TEACHER	HEALEY	ALICIA	93,125.88	93610103	512903	1
2305	TEACHER	BENITES	DONNA	92,227.91	98310606	512903	1
2305	TEACHER	YOUNG	TRACY	92,227.91	98610603	512903	1
2305	TEACHER	MORRISSEY	KRISTEN	92,227.91	90110903	512903	1
2305	TEACHER	MCDERMOTT	ERIN	92,227.91	98710603	512903	1
2305	TEACHER	DYER	REBECCA	87,819.23	95410106	512903	1
2305	TEACHER	DESROSIERS	CARSON	71,334.33	98610603	512903	1
2305	TEACHER	COUTU	CHRISTOPHER	92,227.91	98810603	512903	1
2305	TEACHER	MAINVILLE	AMANDA	61,688.01	95010103	512903	1
2305	TEACHER	VILLENEUVE	GENEVIEVE	96,177.27	95010103	512903	1
2305	TEACHER	BLOODTHOM	SHERLEY	99,769.14	99010720	512903	1
2305	TEACHER	MORROW ANDERSON	JOCELYN	97,974.26	98610606	512903	1
2305	TEACHER	PLANTE	JOANN	79,882.32	99010720	512903	1
2305	TEACHER	KOLIFRATH	ERIC	96,177.27	91810604	512903	1
2305	TEACHER	NEWCOMB	JOHN	63,987.82	99010712	512903	1
2305	TEACHER	SCHEMBARI	COURTNEY	61,688.01	92010103	512903	1
2305	TEACHER	RENAUD	ROBERT	72,535.22	98910603	512903	1
2305	TEACHER	MONTMARQUET	KRISTIE	72,535.22	98710603	512903	1
2305	TEACHER	SATTERFIELD	AMANDA	56,660.35	98310603	512903	1
2305	TEACHER	LOGAN	JARED	72,535.22	99010720	512903	1
2305	TEACHER	BERNIER	NICOLE	59,173.38	90210103	512903	1

Salaries listed are for budgeting purposes only & reflect the salaries as of FY24 since there are no collective bargaining agreements in place after 6/30/24

DESE FUNCTION CODE	JOB	LAST NAME	FIRST NAME	ASAL	ORG	OBJECT	FTE
2305	TEACHER	MALEK	CONNOR	76,357.81	99010720	512903	1
2305	TEACHER	ROLFE	JOHN	93,125.88	99010720	512903	1
2305	TEACHER	HOOTS	BRANDON	67,508.29	99010712	512903	1
2305	TEACHER	RYAN	BRIANNA	65,480.37	94010103	512903	1
2305	TEACHER	GIBBS	ALEXIS	103,354.11	99010720	512903	1
2305	TEACHER	VALDEZ DICURU	YOSIBEL	56,660.35	99010720	512903	1
2305	TEACHER	BERUBE	STEPHEN	70,024.31	99010720	512903	1
2305	TEACHER	MARZELLI	MEGHAN	96,177.27	91510106	512903	1
2305	TEACHER	MCFARLAND	AUDREY	72,535.22	98510606	512903	1
2305	TEACHER	LAMONTAGNE	KATHERINE	79,882.32	98810606	512903	1
2305	TEACHER	SISSON	MEAGHAN	93,125.88	91510106	512903	1
2305	TEACHER	ROY	HANNAH	92,227.91	99010720	512903	1
2305	TEACHER	ASHWORTH	ALLISON	92,227.91	95010103	512903	1
2305	TEACHER	LANG	COLLEEN	92,227.91	91810604	512903	1
2305	TEACHER	GROSS	CHRISTINE	72,535.22	98610606	512903	1
2305	TEACHER	TIERNO	MORGAN	76,357.81	99010720	512903	1
2305	TEACHER	MURRIN	ANDREW	99,769.14	98610603	512903	1
2305	TEACHER	RAPOZA	EMILY	72,535.22	93610103	512903	1
2305	TEACHER	BRITTON	MARGARET	93,125.88	99010720	512903	1
2305	TEACHER	CURRAN	MEGAN	67,507.56	98410603	512903	1
2305	TEACHER	AVALLONE	KATHRYN	99,769.14	98510603	512903	1
2305	TEACHER	MACLEOD	CHRISTINA	67,507.56	91210103	512903	1
2305	TEACHER	SHEMELINA	NATALIA	72,535.22	99010720	512903	1
2305	TEACHER	BERNARD	KERRY ANN	67,507.56	98610603	512903	1
2305	TEACHER	PAYES	ROSA	67,507.56	99010720	512903	1
2305	TEACHER	MICHAUD	MEGAN	72,535.22	91210103	512903	1
2305	TEACHER	RILEY	DANIELLE	64,578.69	98010103	512903	1
2305	TEACHER	FULCINITI	EMILY	92,227.91	98710603	512903	1
2305	TEACHER	AFFLICK	DAVID	92,227.91	99010720	512903	1
2305	TEACHER	MAI	MELANIE	67,507.56	99010720	512903	1
2305	TEACHER	PLATT	NICHOLAS	67,507.56	99010720	512903	1
2305	TEACHER	AL REKARI	OSAMA	67,507.56	98710603	512903	1
2305	TEACHER	CORCORAN	AUSTIN	69,012.83	98410603	512903	1
2305	TEACHER	RIN	PYCHEY	64,579.75	98710603	512903	1
2305	TEACHER	MORSE	PAUL	83,411.07	99010720	512903	1

Salaries listed are for budgeting purposes only & reflect the salaries as of FY24 since there are no collective bargaining agreements in place after 6/30/24

DESE FUNCTION CODE	JOB	LAST NAME	FIRST NAME	ASAL	ORG	OBJECT	FTE
2305	TEACHER	SULLIVAN	BRETT	79,882.32	98410603	512903	1
2305	TEACHER	HENDERSON	BRIAN	74,857.84	95410106	512903	1
2305	TEACHER	BREEN	QUINN	59,552.48	99010720	512903	1
2305	TEACHER	SCALF	BAILEY	63,987.82	98910603	512903	1
2305	TEACHER	HOGAN	MATTHEW	56,660.35	98910603	512903	1
2305	TEACHER	MAHONEY	KARA	69,012.83	99010712	512958	1
2305	TEACHER	MCCLUSKEY	SARAH	59,552.62	98510606	512903	1
2305	TEACHER	RENNIE	CARLY	59,552.62	98710603	512903	1
2305	TEACHER	MAYER	COURTNEY	59,552.62	99010712	512903	1
2305	TEACHER	FAGUNDES	SYDNEY	63,987.82	91210103	512903	1
2305	TEACHER	RENK	GREGORY	61,686.34	98610606	512903	1
2305	TEACHER	DOMINGUEZ	DANYRIS	59,552.48	98610603	512903	1
2305	TEACHER	GREEN	GUNNAR	69,014.42	98510603	512903	1
2305	TEACHER	ROBERTSON	SARAH	56,660.35	91510106	512903	1
2305	TEACHER	CAMPBELL	TIMOTHY	63,987.82	98310606	512903	1
2305	TEACHER	LANG	TIMOTHY	61,688.01	98510603	512903	1
2305	TEACHER	MADDEN	ERIN	56,660.35	98710603	512903	1
2305	TEACHER	HALEY	KYLE	63,988.13	98710603	512903	1
2305	TEACHER	GRAHAM	HEATHER	56,660.35	95410106	512903	1
2305	TEACHER	FLETCHER	KRISTEN	88,716.66	90110106	512903	1
2305	TEACHER	ROWSSELL	TAYLOR	67,507.56	96010603	512903	1
2305	TEACHER	SILVA	DIENIFFER	63,987.82	98710603	512903	1
2305	TEACHER	LAMB	SHALISA	78,386.59	91510106	512903	1
2305	TEACHER	EMERICK	MELISSA	91,769.11	91510103	512903	1
2305	TEACHER	WILSON	ALEXIS	72,535.22	91810106	512903	1
2305	TEACHER	O'KEEFE	ABIGAIL	64,578.69	95010103	512903	1
2305	TEACHER	NUTILE	CAROLINE	59,552.62	99010720	512903	1
2305	TEACHER	BORTHWICK MOSSON	ASHLEY	79,882.32	95410106	512903	1
2305	TEACHER	TACITO	CHARLOTTE	79,883.48	99010720	512903	1
2305	TEACHER	MOHAMMED	VANNAK	79,882.32	98610603	512903	1
2305	TEACHER	WYMAN	JEFFERY	72,962.72	98710603	512903	1
2305	TEACHER	SHAIKH	ASIYA	63,987.82	93610103	512903	1
2305	TEACHER	TOOMBS	COURTNEY	87,819.23	98710603	512903	1
2305	TEACHER	PARISI	JOSEPH	63,987.82	99010720	512903	1
2305	TEACHER	WARNER	JESSICA	76,551.94	90110106	512903	1

Salaries listed are for budgeting purposes only & reflect the salaries as of FY24 since there are no collective bargaining agreements in place after 6/30/24

DESE FUNCTION CODE	JOB	LAST NAME	FIRST NAME	ASAL	ORG	OBJECT	FTE
2305	TEACHER	PRIETO	BIANCA	79,882.32	98610603	512903	1
2305	TEACHER	MOORMAN	JILL	91,769.11	96010603	512903	1
2305	TEACHER	PRATT	LINDSEY	64,578.69	98710603	512903	1
2305	TEACHER	FREITAS	LEAH	69,014.42	91510103	512903	1
2305	TEACHER	BORRELLI	WILLIAM	88,716.66	96010606	512903	1
2305	TEACHER	MASTORAKOS	OLIVIA	63,987.82	98710603	512903	1
2305	TEACHER	LEDUC	TAYLOR	91,769.11	99010720	512903	1
2305	TEACHER	STEWART	MEGAN	98,949.14	99010720	512903	1
2305	TEACHER	BOWER	DEANNA	91,769.11	98710603	512903	1
2305	TEACHER	MUJICA	AMANDA	56,660.35	91810103	512903	1
2305	TEACHER	HANEFFANT	CAITLYN	56,660.35	92010103	512903	1
2305	TEACHER	EPAUL	MICHELLE	76,357.81	91210103	512903	1
2305	TEACHER	FRANCIS	PETER	76,357.81	98410603	512903	1
2305	TEACHER	BONANO	LINDSAY	87,819.23	90210106	512903	1
2305	TEACHER	PENA	JOHANNY	63,987.82	98610603	512903	1
2305	TEACHER	BRINKMAN	MARY	69,014.42	95010103	512903	1
2305	TEACHER	NUON	THONACHAN	59,552.62	98710603	512903	1
2305	TEACHER	WONG	KERRI	98,207.64	91510103	512903	1
2305	TEACHER	SULLIVAN	MAREENA	82,792.09	98710603	512903	1
2305	TEACHER	HATHAWAY	GINA	96,177.27	99324103	512131	1
2305	TEACHER	MCGOFF	JENNIFER	79,882.32	98710606	512903	1
2305	TEACHER	COE	SHELBY	69,014.42	99010720	512903	1
2305	TEACHER	MEMMOLO	JESSICA	56,660.35	91510106	512903	1
2305	TEACHER	BATEMAN	SHAUN	87,819.23	98610603	512903	1
2305	TEACHER	PEARL	CLARZELL	87,819.23	98410603	512903	1
2305	TEACHER	TODT	MEGAN	69,014.42	98710603	512903	1
2305	TEACHER	BORGES	SEPHORA	82,792.09	99010720	512903	1
2305	TEACHER	GIBSON	KEVIN	88,716.66	98410606	512903	1
2305	TEACHER	SULLIVAN	ASHLEY	87,819.23	98810603	512903	1
2305	TEACHER	ZARLENGA	JENNIFER	80,784.53	99310103	512402	1
2305	TEACHER	MURRAY	TYLER	63,988.13	92510103	512903	1
2305	TEACHER	MURPHY	KYLIE	61,686.34	98610603	512903	1
2305	TEACHER	KHUY	JENNIFER	59,552.62	98710603	512903	1
2305	TEACHER	DECARDENAS	NICOLE	92,227.91	99010720	512903	1
2305	TEACHER	TRAVERS	RACHEL	56,660.35	98510603	512903	1

Salaries listed are for budgeting purposes only & reflect the salaries as of FY24 since there are no collective bargaining agreements in place after 6/30/24

DESE FUNCTION CODE	JOB	LAST NAME	FIRST NAME	ASAL	ORG	OBJECT	FTE
2305	TEACHER	ST CLAIR	NICOLE	91,769.11	98610603	512903	1
2305	TEACHER	WEIJER	ANNE	91,769.11	99010720	512903	1
2305	TEACHER	POLLARD	ANDREW	56,660.35	96010103	512903	1
2305	TEACHER	RAMIREZ	IVANA	71,333.33	98810603	512903	1
2305	TEACHER	MCDANIEL	JAMES	69,014.42	98610603	512903	1
2305	TEACHER	DIAS GAUTHIER	JAUQUELINE	69,224.46	98310103	512903	1
2305	TEACHER	CARLOMAGNO	MARLEY	69,014.42	90210103	512903	1
2305	TEACHER	HILL	CALI	63,987.82	97510103	512903	1
2305	TEACHER	MELLONAKOS	ZACHARY	59,552.48	99010720	512903	1
2305	TEACHER	OROZCO	THALIA	56,660.35	91210106	512903	1
2305	TEACHER	DOYLE	HEATHER	64,578.69	95010103	512903	1
2305	TEACHER	CORIO	HANNAH	64,578.69	99310103	512402	1
2305	TEACHER	LIM	CHANSAVY	59,173.38	97510103	512903	1
2305	TEACHER	JONES	TYLER	56,660.35	95510103	512903	1
2305	TEACHER	HARGENS	MICHAEL	63,987.82	98710603	512903	1
2305	TEACHER	SARIN	SUMAVATEY	64,579.75	96010603	512903	1
2305	TEACHER	WANG	WENHUI	64,579.75	98910603	512958	1
2305	TEACHER	SEM	SABRINA	59,552.48	99010720	512903	1
2305	TEACHER	ANTONELLI	ALICIA	61,686.34	98610603	512903	1
2305	TEACHER	MASON	NGAIIVA	56,659.92	99213003	512903	1
2305	TEACHER	CLEMENTE	EMILY	61,688.01	91210103	512903	1
2305	TEACHER	FABER	CARLY	56,660.35	98910603	512903	1
2305	TEACHER	HARVEY	ERICA	59,552.62	99010720	512903	1
2305	TEACHER	STONE	DANA	56,659.92	95010106	512903	1
2305	TEACHER	LOWELL	HAILEY	64,578.69	98410606	512903	1
2305	TEACHER	MCNEILL	ALLISON	64,578.69	95410106	512903	1
2305	TEACHER	LECZYNSKI	MALLORY	83,411.07	91210103	512903	1
2305	TEACHER	BIALSKY	ANA	83,411.07	99010720	512903	1
2305	TEACHER	PHILLIPS	MADLINE	78,386.59	91510106	512903	1
2305	TEACHER	TOOHEY	EMALEE	61,688.01	98910603	512903	1
2305	TEACHER	THOREN	JUSTYN	79,883.48	91810604	512903	1
2305	TEACHER	SARGENT	TROY	79,882.32	98710603	512903	1
2305	TEACHER	COUSER	ADELIA	79,883.48	91510103	512903	1
2305	TEACHER	MARTINS MARTE	AMBAR	56,660.35	98410603	512903	1
2305	TEACHER	FLINNER	KATHRYN	83,834.62	99010720	512903	1

Salaries listed are for budgeting purposes only & reflect the salaries as of FY24 since there are no collective bargaining agreements in place after 6/30/24



DESE FUNCTION CODE	JOB	LAST NAME	FIRST NAME	ASAL	ORG	OBJECT	FTE
2305	TEACHER	CRUZ	LUIS	83,411.07	98410603	512903	1
2305	TEACHER	TROUVILLE	KELSYE	72,535.22	98510609	512903	1
2305	TEACHER	HAMILTON	MADELAINE	64,578.69	91510103	512903	1
2305	TEACHER	BOOTH	PAMELA	79,882.32	98910603	512903	1
2305	TEACHER	SAMERRACI	NOUR	76,356.47	95010103	512903	1
2305	TEACHER	MONBLEAU	MARIANNE	83,834.86	95010103	512903	1
2305	TEACHER	BROOKS	NATALIE	94,257.22	96010603	512903	1
2305	TEACHER	NOBREGA	SHEILA	79,882.32	90110106	512903	1
2305	TEACHER	MOSSOP	ELIZABETH	79,882.32	94010106	512903	1
2305	TEACHER	DOHERTY	RENEE	83,411.07	98610603	512903	1
2305	TEACHER	GHALI	SUSAN	76,357.81	90210103	512903	1
2305	TEACHER	SHABANIAN	TALIA	72,535.57	98910603	512903	1
2305	TEACHER	WEINHOLD	JENNIFFER	79,882.32	98610603	512903	1
2305	TEACHER	CORREIA	ABIGAIL	78,386.59	91510103	512903	1
2305	TEACHER	LOUGHLIN	ANDREA	76,357.81	98410603	512903	1
2305	TEACHER	BOUTIN	SHARON	83,411.07	98610603	512903	1
2305	TEACHER	STEFANY	MOLLY	81,775.56	92010103	512903	1
2305	TEACHER	LOPEZ	CAITLIN	83,411.07	95010103	512903	1
2305	TEACHER	KHALAF	ZAYAD	61,688.01	98610603	512903	1
2305	TEACHER	SEPPE	EMILY	83,411.07	98710606	512903	1
2305	TEACHER	SCARPITTO	ELIZABETH	83,411.07	99010712	512903	1
2305	TEACHER	MCDONOUGH	SEAN	63,987.82	99010712	512903	1
2305	TEACHER	ALLSHOUSE	ERIC	87,360.43	99010720	512903	1
2305	TEACHER	TRINGALE	VINCENT	83,411.07	91810604	512903	1
2305	TEACHER	ALLEN	MAEGAN	64,578.69	95010103	512903	1
2305	TEACHER	ROBINSON	SARAH	61,688.01	91810106	512903	1
2305	TEACHER	LUSTYIK	RYAN	64,578.69	98610603	512903	1
2305	TEACHER	BROTHERS	KALEIGH	72,535.22	98710603	512903	1
2305	TEACHER	BROWN	CHLOE	79,882.32	98810603	512903	1
2305	TEACHER	LABENSKI	LEEANNA	79,882.32	93610103	512903	1
2305	TEACHER	ANDREWS	JESSICA	59,552.62	98410603	512903	1
2305	TEACHER	LIVORSI	KATHERINE	64,578.69	98310606	512903	1
2305	TEACHER	LECLERC	PEPPER	78,386.59	91210103	512903	1
2305	TEACHER	BUTLER	KELSIE	69,014.42	98410603	512903	1
2305	TEACHER	SCHWALM	DANIELLE	63,987.82	96010603	512903	1

Salaries listed are for budgeting purposes only & reflect the salaries as of FY24 since there are no collective bargaining agreements in place after 6/30/24



DESE FUNCTION CODE	JOB	LAST NAME	FIRST NAME	ASAL	ORG	OBJECT	FTE
2305	TEACHER	PAOLINO	KRISTEN	87,360.43	93610103	512903	1
2305	TEACHER	GRANEY	ELIZABETH	83,411.07	98310606	512903	1
2305	TEACHER	TORIGIAN	STEPHANIE	83,411.07	95010103	512903	1
2305	TEACHER	EDWARDS	KAITLYN	72,535.22	91810103	512903	1
2305	TEACHER	KOHLMAN	ANNAMARIE	72,535.22	98910603	512903	1
2305	TEACHER	ABBOTT	STEPHANIE	83,411.07	98510603	512903	1
2305	TEACHER	MONAGLE	DAVID	78,386.59	98610603	512903	1
2305	TEACHER	SAVAS	JESSICA	64,578.69	91510103	512903	1
2305	TEACHER	LUBY	PAUL	56,660.35	98810603	512903	1
2305	TEACHER	HAMILTON	SAMANTHA	56,660.35	90210103	512903	1
2305	TEACHER	NEWTON	TAYLOR	69,014.42	98910606	512903	1
2305	TEACHER	DOYLE	TIMOTHY	83,411.07	98610603	512903	1
2305	TEACHER	BURDETTE	DANIELLE	76,357.81	90210103	512903	1
2305	TEACHER	LABRIE	KRISTIAN	59,552.62	91810604	512903	1
2305	TEACHER	LOMBARD	ELIZABETH	59,552.62	98610603	512903	1
2305	TEACHER	RAND	NICHOLAS	64,579.75	96010603	512903	1
2305	TEACHER	MORSE	ERIN	83,411.07	97510103	512903	1
2305	TEACHER	CONNOLLY	DONNA	94,257.22	98810603	512903	1
2305	TEACHER	DUNN	JENNIFER	74,857.84	98610603	512903	1
2305	TEACHER	SOTO	SARAH	64,579.75	99010720	512903	1
2305	TEACHER	FANTASIA	KAITLYN	78,386.59	98610603	512903	1
2305	TEACHER	SARAO	SUSAN	83,410.93	92010103	512903	1
2305	TEACHER	ANONAS	BIANCA	83,410.93	99010720	512903	1
2305	TEACHER	APARO	CHRISTOPHER	69,014.42	98510603	512903	1
2305	TEACHER	MCDONOUGH	CAROLYN	72,535.22	99010720	512903	1
2305	TEACHER	BUSA	JESSICA	67,507.56	98310603	512903	1
2305	TEACHER	GUTHRIE	PATRICK	78,386.59	91810604	512903	1
2305	TEACHER	RAMOS	JENNIFER	94,257.22	98410603	512903	1
2305	TEACHER	SOU CY	JENNIFER	92,227.91	99010720	512903	1
2305	TEACHER	GOODHUE	TARA	103,354.11	99010720	512903	1
2305	TEACHER	DELUCIA	VINCENZO	83,411.07	99010720	512903	1
2305	TEACHER	STILIAN	SAMANTHA	64,578.69	98310603	512903	1
2305	TEACHER	SMITH	BELINDA	61,688.01	99010720	512903	1
2305	TEACHER	BACHMAN	JEFFREY	83,411.07	99010720	512903	1
2305	TEACHER	FIELDING	KEVIN	83,411.07	98610603	512903	1

Salaries listed are for budgeting purposes only & reflect the salaries as of FY24 since there are no collective bargaining agreements in place after 6/30/24

DESE FUNCTION CODE	JOB	LAST NAME	FIRST NAME	ASAL	ORG	OBJECT	FTE
2305	TEACHER	RECIO	VIONNYS	76,357.81	92010103	512903	1
2305	TEACHER	HARRIS	KELSEY	56,659.92	98610603	512903	1
2305	TEACHER	SUVAINA	MADALINA	83,411.07	98510603	512903	1
2305	TEACHER	GAUTHIER	JARED	71,334.33	91920106	512903	1
2305	TEACHER	VAN	KUNTHEAR	83,411.07	99010720	512903	1
2305	TEACHER	DABILIS	DEMIMARIE	61,688.01	98410603	512903	1
2305	TEACHER	MARSDEN	SOPHIA	59,552.62	99010720	512903	1
2305	TEACHER	GIAIMO	JULIA	56,660.35	98910603	512903	1
2305	TEACHER	CREMIN	DANIEL	56,659.92	96010603	512903	1
2305	TEACHER	LINDTVEIT	SARAH	56,660.35	96010603	512903	1
2305	TEACHER	SMITH	SAMANTHA	56,659.92	98010103	512903	1
2305	TEACHER	ANDERSON	SCOTT	82,792.09	98811803	512903	1
2305	TEACHER	PARNELL	LINDSAY	56,659.92	98310103	512903	1
2305	TEACHER	PERRY	JUSTINE	56,659.92	95010106	512903	1
2305	TEACHER	LOWE	DEREK	56,659.92	99213003	512903	1
2305	TEACHER	MARTINAGE	CAITLIN	59,552.48	98510606	512903	1
2305	TEACHER	COPPINGER	JESSICA	56,659.92	99010720	512903	1
2305	TEACHER	WHITING	ASHLEY	56,659.92	95010106	512903	1
2305	TEACHER	SHEEHAN	LAURIE	71,333.33	91810106	512903	1
2305	TEACHER	NUTTER	RILEY	56,660.35	99010712	512903	1
2305	TEACHER	LAMARR	MARGARET	56,660.35	99213103	512903	1
2305	TEACHER	AVCIOGLU	ILHAN	95,360.45	98410603	512903	1
2305	TEACHER	JULIAN	ALEXANDRIA	79,882.32	98810603	512903	1
2305	TEACHER	PRATO	CHRISTINA	64,578.69	98510606	512903	1
2305	TEACHER	PELTIER	MATTHEW	72,535.22	98510603	512903	1
2305	TEACHER	SAYLES	JULIA	80,784.53	98410603	512903	1
2305	TEACHER	RENNA	CHRISTOPHER	80,784.53	98810603	512903	1
2305	TEACHER	LEIRE	JENNIFER	72,535.22	98410603	512903	1
2305	TEACHER	JNBAPTISTE	RUTH	79,882.32	96010603	512903	1
2305	TEACHER	PRATT	LAUREN	56,660.35	98510603	512903	1
2305	TEACHER	BOURASSA	LISA	87,425.67	98810603	512903	1
2305	TEACHER	MEDRANO	STEPHANIE	79,882.32	99030306	512112	1
2305	TEACHER	VOZZELLA	ALYSSA	69,014.42	98510603	512903	1
2305	TEACHER	EM	ALINA	56,659.92	99010720	512903	1
2305	TEACHER	GREELEY	JURATE	83,411.07	98410606	512903	1

Salaries listed are for budgeting purposes only & reflect the salaries as of FY24 since there are no collective bargaining agreements in place after 6/30/24

DESE FUNCTION CODE	JOB	LAST NAME	FIRST NAME	ASAL	ORG	OBJECT	FTE
2305	TEACHER	MANDELL	CARLY	56,660.35	99010712	512903	1
2305	TEACHER	MAGNUSON	LAURA	64,578.69	91510103	512903	1
2305	TEACHER	D'AURORA	ALICIA	83,896.92	98710603	512903	1
2305	TEACHER	BRESNAHAN	JOHN	95,153.60	94010106	512903	1
2305	TEACHER	THREHANE	KAITLYN	83,834.86	98410603	512903	1
2305	TEACHER	DEV	PRADIP	87,425.67	98410603	512903	1
2305	TEACHER	LADD	SUSAN	93,125.88	97510106	512903	1
2305	TEACHER	DESOUZA	JESSICA	59,552.62	98910603	512903	1
2305	TEACHER	TSE	MELISSA	61,688.01	99010720	512903	1
2305	TEACHER	SULLIVAN	APRIL	80,784.53	98410606	512903	1
2305	TEACHER	HANLEY	BRYAN	71,333.33	99010712	512903	1
2305	TEACHER	ENOS	BRITTANY	69,014.42	95010106	512903	1
2305	TEACHER	ZOUZAS	DESPENA	76,356.47	95010106	512903	1
2305	TEACHER	CHOE	JEONG WOO	83,834.62	98910606	512903	1
2305	TEACHER	LUCIER	JENNIFER	96,177.27	93010103	512903	1
2305	TEACHER	SEBASTIAN	MINU	90,952.30	98410603	512903	1
2305	TEACHER	COGAN	TRACEY	79,882.32	91510103	512903	1
2305	TEACHER	LEAHY	CARMEN	79,882.32	91810103	512903	1
2305	TEACHER	LEBRON	JONAYLIS	56,659.92	99010720	512903	1
2305	TEACHER	GANGEMI	KERI	79,882.32	95010103	512903	1
2305	TEACHER	CALLERY	COLBY	79,882.32	91510103	512903	1
2305	TEACHER	CRAFTS	KATIE	63,987.82	91210103	512958	1
2305	TEACHER	FIorentino	APRIL	76,356.47	98810603	512903	1
2305	TEACHER	DECHIARA	SHANNON	61,688.01	95510103	512903	1
2305	TEACHER	MCCANN	TAYLOR	72,535.22	91210103	512903	1
2305	TEACHER	SCANLAN	BRIAN	91,014.36	99010720	512903	1
2305	TEACHER	TIERNEY	KELLY	79,882.32	95010103	512903	1
2305	TEACHER	WILLIAMSON	SOPHIE	61,686.34	91510103	512903	1
2305	TEACHER	TELEGDY	LILY	56,659.92	98310603	512903	1
2305	TEACHER	ROANE	ELLEN	83,411.07	98310103	512903	1
2305	TEACHER	FULTZ	KIMBERLEY	72,535.22	99010712	512903	1
2305	TEACHER	CURRAN	ALYSON	79,882.32	90110903	512903	1
2305	TEACHER	ANDERSON	ERIN	72,535.22	91810103	512903	1
2305	TEACHER	TAYLOR	NICOLE	56,660.35	98610603	512958	1
2305	TEACHER	SCOTT	ASHLEY	71,333.33	98510603	512903	1

Salaries listed are for budgeting purposes only & reflect the salaries as of FY24 since there are no collective bargaining agreements in place after 6/30/24

DESE FUNCTION CODE	JOB	LAST NAME	FIRST NAME	ASAL	ORG	OBJECT	FTE
2305	TEACHER	CHAMPAGNE	RILEY	56,660.35	98810603	512903	1
2305	TEACHER	CORREA	KIMBERLY	79,882.32	90110903	512903	1
2305	TEACHER	SCHROTH	MACKENZIE	73,432.66	95010106	512903	1
2305	TEACHER	MIRABELLA	AMANDA	79,882.32	99010720	512903	1
2305	TEACHER	BURNELL	AMY	90,952.30	99010720	512903	1
2305	TEACHER	DECOLA	KELLEY	79,882.32	96010606	512903	1
2305	TEACHER	SILVA	SARAH	59,552.62	98910603	512903	1
2305	TEACHER	LINDEN	IAN	64,579.75	98610603	512903	1
2305	TEACHER	WAIRIMU	PATIENCE	56,660.35	99010720	512903	1
2305	TEACHER	ANGELIS	LIANA	64,578.69	99010720	512903	1
2305	TEACHER	CAMPBELL	EMMA	67,661.20	98910603	512903	1
2305	TEACHER	KHEDERIAN	PAUL	72,535.57	99010720	512903	1
2305	TEACHER	FU	JIENING	56,659.92	98610603	512903	1
2305	TEACHER	FICHERA	JOHN	61,686.34	99010720	512903	1
2305	TEACHER	YOUNGCLAUS	JEFFREY	79,883.48	99010720	512903	1
2305	TEACHER	LANGDON	SCOT	56,659.92	98810603	512903	1
2305	TEACHER	HARRIS	ANNABELLE	77,373.06	96010603	512903	1
2305	TEACHER	LEE	MEEYOUNG	99,767.24	99010720	512903	1
2305	TEACHER	BIRKHEAD	ELIZABETH	79,883.48	96010603	512903	1
2305	TEACHER	CORDOVA-ARDOIN	PATRICIA	80,782.27	99010720	512903	1
2305	TEACHER	DERUOSI	RICHARD	56,659.92	99010720	512903	1
2305	TEACHER	OHANESOVA	OKSANA	61,686.34	98310603	512903	1
2305	TEACHER	JORGENSEN	KAI	61,686.34	99010720	512903	1
2305	TEACHER	BULL	NICHOLAS	76,356.47	98610603	512903	1
2305	TEACHER	HEITZMAN	TIMOTHY	99,431.37	98710603	512903	1
2305	TEACHER	DEMATTEIS	JULIE	96,798.90	98010103	512903	1
2305	TEACHER	SAWYER	HELENE	104,340.12	98710603	512903	1
2305	TEACHER	MCCARTHY	NATHANIEL	56,660.35	98910603	512903	1
2305	TEACHER	DOIRON	AMY	56,659.92	92710103	512903	1
2305	TEACHER	TESSIER	CHRISTINE	59,552.48	95010103	512903	1
2305	TEACHER	COTE	ELIZABETH	64,578.69	92710103	512903	1
2305	TEACHER	SPEARMAN	YOLANDA	83,410.93	98510603	512903	1
2305	TEACHER	SMITH	DAVID	118,190.15	99010720	512903	1
2305	TEACHER	PEREZ	PAUL	107,012.65	99010720	512903	1
2305	TEACHER	FELCH	DONALD	110,625.65	99010720	512903	1

Salaries listed are for budgeting purposes only & reflect the salaries as of FY24 since there are no collective bargaining agreements in place after 6/30/24

DESE FUNCTION CODE	JOB	LAST NAME	FIRST NAME	ASAL	ORG	OBJECT	FTE
2305	TEACHER	PARE	CHRISTINE	48,450.00	99310103	512401	1
2305	TEACHER	GERALD	CHERYL	43,350.00	98710603	512903	1
2305	TEACHER	DENNEHY	MICAELAGH	43,350.00	91210103	512903	1
2305	TEACHER	ASSELIN	BENJAMIN	43,350.00	92710103	512903	1
2305	TEACHER	WOOD	DEBORAH	43,350.00	98910603	512903	1
2305	TEACHER	PRINCI	KATHLEEN	43,349.59	98910603	512903	1
2305	TEACHER	FILLMORE	GWEN	43,350.00	99310103	512402	1
2305	TEACHER	STEWART	ANDREW	43,350.00	99310103	512402	1
2305	TEACHER	SALEH	RAMI	43,350.00	98310603	512903	1
2305	TEACHER	TYROS	KAREN	105,679.38	95410106	512903	1
2305	TEACHER	SANCHEZ EQUIHUA	TERESA	99,155.55	99311203	512112	1
2305	TEACHER	MCCALLUM	CASSANDRA	100,029.56	99311203	512112	1
2320	BEHAVIOR SPECIALIST	EARLY	TARA	103,141.42	99320106	512104	1
2320	BOARD CERTIFIED BEHAVIOR SPECIALIST	NOLAN STACK	ELIZABETH	107,335.29	99320106	512104	1
2320	BOARD CERTIFIED BEHAVIOR SPECIALIST	KEEFE	MIKAELA	110,472.08	99320106	512104	1
2320	BOARD CERTIFIED BEHAVIOR SPECIALIST	WELCH	CHRISTINA	114,168.44	99320106	512104	1
2320	BOARD CERTIFIED BEHAVIOR SPECIALIST	DAVIS	DANIEL	107,335.29	99320106	512104	1
2320	BOARD CERTIFIED BEHAVIOR SPECIALIST	FRUGOLI	HEATHER	110,472.08	99320106	512104	1
2320	BOARD CERTIFIED BEHAVIOR SPECIALIST	CHANE	MEGAN	106,409.75	99320106	512104	1
2320	BOARD CERTIFIED BEHAVIOR SPECIALIST	KOSTOPOULOS	ALISSA	106,409.75	99320106	512104	1
2320	BOARD CERTIFIED BEHAVIOR SPECIALIST	JONES	EMERSON	106,409.75	99320106	512104	1
2320	BOARD CERTIFIED BEHAVIOR SPECIALIST	KELLY	KIMBERLY	107,335.29	99320106	512104	1
2320	BOARD CERTIFIED BEHAVIOR SPECIALIST	SIMONE	CYNTHIA	106,409.75	99320106	512104	1
2320	BOARD CERTIFIED BEHAVIOR SPECIALIST	RISKO	MARIA	106,409.75	99320106	512104	1
2320	OCCUPATIONAL THERAPIST	SIOPE CLARK	KRISTA	100,750.91	99320106	512130	1
2320	OCCUPATIONAL THERAPIST	MCELHINNEY	LINDA	109,440.94	99320106	512130	1
2320	OCCUPATIONAL THERAPIST	RICHMOND	ANGEL	101,797.39	99320106	512130	1
2320	OCCUPATIONAL THERAPIST	HARTWIG	LORI	63,361.42	99320106	512130	1
2320	OCCUPATIONAL THERAPIST	TAYLOR	LISA	100,750.91	99320106	512130	1
2320	OCCUPATIONAL THERAPIST	VILLARROEL	TRACY	98,207.86	99320106	512130	1
2320	OCCUPATIONAL THERAPIST	PULEIO	GIANNA	54,888.81	99320106	512130	1
2320	OCCUPATIONAL THERAPIST	KERNS	STACEY	53,762.77	99320106	512130	1
2320	OCCUPATIONAL THERAPIST	MASSE	JILLIAN	65,634.72	99320106	512130	1
2320	OCCUPATIONAL THERAPIST	TAVARES	KELLY	89,155.83	99320106	512130	1

Salaries listed are for budgeting purposes only & reflect the salaries as of FY24 since there are no collective bargaining agreements in place after 6/30/24

DESE FUNCTION CODE	JOB	LAST NAME	FIRST NAME	ASAL	ORG	OBJECT	FTE
2320	OCCUPATIONAL THERAPIST	MCKENNA	SUSAN	52,636.39	99320106	512130	1
2320	OCCUPATIONAL THERAPIST	BOLLES	CASSANDRA	91,769.11	99320106	512130	1
2320	OCCUPATIONAL THERAPIST	CERON	XENA	51,509.27	99320106	512130	1
2320	OCCUPATIONAL THERAPIST	SPINAZOLA	JESSICA	96,177.27	99320106	512130	1
2320	OCCUPATIONAL THERAPIST	WALKER	DIANE	87,360.35	99320106	512130	1
2320	EVALUATION TEAM CHAIRPERSON	FLORENCE	JOHN	111,442.79	99320106	512137	1
2320	EVALUATION TEAM CHAIRPERSON	CLERMONT	KERRI	110,521.41	99320106	512137	1
2320	EVALUATION TEAM CHAIRPERSON	SIMAS	MARIANNE	115,056.86	99320106	512137	1
2320	EVALUATION TEAM CHAIRPERSON	MCARTHUR	MICHELLE	116,191.91	99320106	512137	1
2320	EVALUATION TEAM CHAIRPERSON	WEIGOLD	KRISTIN	119,889.86	99320106	512137	1
2320	EVALUATION TEAM CHAIRPERSON	MONTOUR	MEGHAN	109,830.83	99320106	512137	1
2320	EVALUATION TEAM CHAIRPERSON	JARVIS	JACQUELINE	107,295.88	99320106	512137	1
2320	EVALUATION TEAM CHAIRPERSON	GALLOWAY	AIMEE	115,056.86	99320106	512137	1
2320	EVALUATION TEAM CHAIRPERSON	MORGAN	LISA	107,295.51	99320106	512137	1
2320	EVALUATION TEAM CHAIRPERSON	BOWERS	TRACY	108,688.87	99320106	512137	1
2320	EVALUATION TEAM CHAIRPERSON	TRAVIS	KIMBERLY	112,382.05	99320106	512137	1
2320	EVALUATION TEAM CHAIRPERSON	MOON	KATIE	108,688.87	99320106	512137	1
2320	EVALUATION TEAM CHAIRPERSON	COLE	SHANNON	104,622.83	99320106	512137	1
2320	PHYSICAL THERAPIST	STRYKER	BARBARA	108,408.82	99320106	512130	1
2320	PHYSICAL THERAPIST	WEBSTER	DEBORAH	108,408.82	99320106	512130	1
2320	PHYSICAL THERAPIST	ONEIL	CAROL	108,408.82	99320106	512130	1
2320	SIGN LANGUAGE INTERPRETER	ORMSBY	KATHERINE	49,257.17	99324103	512131	1
2320	SIGN LANGUAGE INTERPRETER	MITRI	NATHALIE	53,762.65	99324103	512131	1
2320	SPEECH PATHOLOGIST	MCCARTHY	LORI	106,882.33	99324103	512131	1
2320	SPEECH THERAPIST	WARD	MELISSA	106,882.33	99324103	512131	1
2320	SPEECH PATHOLOGIST	FRECHETTE	KATIE	105,851.76	99324103	512131	1
2320	SPEECH PATHOLOGIST	DORMER	MICHAEL	106,882.33	99324103	512131	1
2320	SPEECH PATHOLOGIST	CARTER	DANIELLE	106,882.33	99324103	512131	1
2320	SPEECH THERAPIST	LIGOR	COURTNEY	91,769.11	99324103	512131	1
2320	SPEECH PATHOLOGIST	SMITH	LAUREN	106,882.33	99324103	512131	1
2320	SPEECH THERAPIST	LEE	ALICE	109,440.98	99324103	512131	1
2320	SPEECH THERAPIST	JONAS	MARILYN	109,440.94	99324103	512131	1
2320	SPEECH PATHOLOGIST	STAPLES	LAURA	61,976.56	99324103	512131	1
2320	SPEECH THERAPIST	GRATTA	KRYSTAL	100,750.91	99324103	512131	1
2320	SPEECH THERAPIST	COWAN	LYNDSEY	104,340.12	99324103	512131	1

Salaries listed are for budgeting purposes only & reflect the salaries as of FY24 since there are no collective bargaining agreements in place after 6/30/24



DESE FUNCTION CODE	JOB	LAST NAME	FIRST NAME	ASAL	ORG	OBJECT	FTE
2320	SPEECH LANGUAGE ASSIST	SILVEIRA	TAYLOR	56,014.75	99324103	512131	1
2320	SPEECH LANGUAGE ASSIST	BICKERSTAFF	SONIA	56,605.19	99324103	512131	1
2320	SPEECH THERAPIST	KULPINSKI	LESLIE	101,797.39	99324103	512131	1
2320	SPEECH THERAPIST	ROSS	SARAH	98,207.64	99324103	512131	1
2320	SPEECH THERAPIST	MONTVILLE	COURTNEY	99,769.14	99324103	512131	1
2320	SPEECH PATHOLOGIST	CARTER	KRISTEN	99,769.14	99324103	512131	1
2320	SPEECH PATHOLOGIST	LY	STEPHANIE	96,177.27	99324103	512131	1
2320	SPEECH THERAPIST	PAUL	BELINDA	98,207.64	99324103	512131	1
2320	SPEECH PATHOLOGIST	JANAS	DEBRA	98,207.64	99324103	512131	1
2320	SPEECH PATHOLOGIST	CONNOLLY	EILEEN	98,207.64	99324103	512131	1
2320	SPEECH PATHOLOGIST	LANGLOIS	ANNEMARIE	91,769.87	99324103	512131	1
2320	SPEECH THERAPIST	MELVIN	JULIA	87,360.43	99324103	512131	1
2320	SPEECH THERAPIST	BASOVSKY	COURTNEY	72,962.68	99324103	512131	1
2320	SPEECH THERAPIST	MOEGELIN	JOSEPH	87,360.35	99324103	512131	1
2320	SPEECH THERAPIST	SIMPSON	GRETA	91,769.11	99324103	512131	1
2320	SPEECH PATHOLOGIST	GOLDMAN KREITHEN	SUSAN	98,948.14	99324103	512131	1
2320	SPEECH PATHOLOGIST	WHITE	BRITTANY	62,582.55	99324103	512131	1
2320	SCHL ADJUSTMENT COORDINATOR	GABRIEL	STEPHANIE	103,171.65	99335551	512104	1
2320	SCHL ADJUSTMENT COORDINATOR	HEALY	KADEEN	109,070.23	99335551	512104	1
2320	SCHL ADJUSTMENT COORDINATOR	DOWLING	KATHRYN	103,171.65	99335551	512104	1
2320	SCHL ADJUSTMENT COORDINATOR	MANGION	MELANIE	103,171.65	99335551	512104	1
2320	SCHL ADJUSTMENT COORDINATOR	KINSELLA	JENNIFER	103,171.65	99335551	512104	1
2320	SCHL ADJUSTMENT COORDINATOR	WELCH	LEE	103,171.65	99335551	512104	1
2320	SCHL ADJUSTMENT COORDINATOR	GUERRERO	OLGA	103,171.65	99335551	512104	1
2320	SCHL ADJUSTMENT COORDINATOR	ROSARIO	CAROLYN	103,171.65	99335551	512104	1
2320	SCHL ADJUSTMENT COORDINATOR	KHANKAN	DAHLIA	103,171.65	99335551	512104	1
2320	SCHL ADJUSTMENT COORDINATOR	PILLETERE	RACHAEL	103,171.65	99335551	512104	1
2320	SCHL ADJUSTMENT COORDINATOR	TEAGUE POWER	KIMBERLY	103,171.65	99335551	512104	1
2320	SCHL ADJUSTMENT COORDINATOR	PROSCH	MELANIE	103,169.16	99335551	512104	1
2320	SCHL ADJUSTMENT COORDINATOR	KOTSIFAS	ANGELA	99,290.19	99335551	512104	1
2320	SCHL ADJUSTMENT COORDINATOR	BENTLEY	KAITLIN	99,290.19	99335551	512104	1
2330	PARAPROFESSIONAL	DESIMONE	HEATHER	39,023.16	90210106	512903	1
2330	PARAPROFESSIONAL	DIAZ	AWILDA	27,556.32	95010106	512958	1
2330	PARAPROFESSIONAL	BASTIEN	RACHEL	32,391.12	98510606	512958	1

Salaries listed are for budgeting purposes only & reflect the salaries as of FY24 since there are no collective bargaining agreements in place after 6/30/24

DESE FUNCTION CODE	JOB	LAST NAME	FIRST NAME	ASAL	ORG	OBJECT	FTE
2330	PARAPROFESSIONAL	CHAGNON	LINDA	28,411.08	93610106	512958	1
2330	PARAPROFESSIONAL	TOOMAJANIAN	DIANE	41,387.52	98610603	512958	1
2330	PARAPROFESSIONAL	BAEZ	JENNIFER	30,461.28	94010103	512958	1
2330	PARAPROFESSIONAL	LOPEZ	VIANKA	42,296.34	99010712	512958	1
2330	PARAPROFESSIONAL	ANDERSON	ELIZABETH	41,387.52	94010103	512958	1
2330	PARAPROFESSIONAL	HILLIER	TANYA	39,023.16	93010106	512958	1
2330	PARAPROFESSIONAL	MORAN	BETH	45,036.06	95010106	512958	1
2330	PARAPROFESSIONAL	STEAD	LYNN	46,031.58	90110106	512958	1
2330	PARAPROFESSIONAL	CLOUTIER	AMY	43,376.52	97510103	512958	1
2330	PARAPROFESSIONAL	PROVOST	AMY	41,387.52	90210103	512958	1
2330	PARAPROFESSIONAL	CASEY	JUDITH	48,021.60	95510106	512958	1
2330	PARAPROFESSIONAL	CANDELARIA	IRIS	44,374.08	98810603	512958	1
2330	PARAPROFESSIONAL	MAHONEY	DARLENE	41,387.52	98810606	512958	1
2330	PARAPROFESSIONAL	SACHETTA	SUSAN	43,376.52	91510103	512958	1
2330	PARAPROFESSIONAL	COMALLI	DAVID	45,367.56	96010106	512958	1
2330	PARAPROFESSIONAL	CARABALLO	RICHARD	42,096.42	99010712	512958	1
2330	PARAPROFESSIONAL	PARKE	CHRISTOPHER	44,041.56	95010106	512958	1
2330	PARAPROFESSIONAL	KEENE	MAUREEN	32,911.32	93010103	512958	1
2330	PARAPROFESSIONAL	LOHMER	MICHAEL	48,021.60	99010712	512958	1
2330	PARAPROFESSIONAL	MACINNIS	KRISTINE	39,480.12	90210103	512958	1
2330	PARAPROFESSIONAL	MCCABE	MARY	36,369.12	90210103	512958	1
2330	PARAPROFESSIONAL	FOSSE	CYNTHIA	40,580.70	91210103	512958	1
2330	PARAPROFESSIONAL	GUILMETTE	CHRISTINA	31,066.14	97510103	512958	1
2330	PARAPROFESSIONAL	BAHOU	TYLDA	44,977.92	99010712	512958	1
2330	PARAPROFESSIONAL	PANAGAKOS	PAULINE	33,130.62	98710603	512958	1
2330	PARAPROFESSIONAL	BAZDANES	TARESSA	36,155.94	91810106	512958	1
2330	PARAPROFESSIONAL	LYSZ	KELLI	40,473.60	91210106	512958	1
2330	PARAPROFESSIONAL	RAMIREZ	ARIANA	40,997.88	91210106	512958	1
2330	PARAPROFESSIONAL	FRECHETTE	AMY	45,121.74	93010106	512958	1
2330	PARAPROFESSIONAL	STANCHEVA	VARVARA	43,461.18	91810106	512958	1
2330	PARAPROFESSIONAL	GRENHAM	EILEEN	42,134.16	91210103	512958	1
2330	PARAPROFESSIONAL	DIAZ	YOLANDA	39,480.12	93010106	512958	1
2330	PARAPROFESSIONAL	GRINER	LAJARVIS	38,702.88	99310103	512401	1
2330	PARAPROFESSIONAL	RAVICHANDRAN	KOUSALYA	37,761.42	90210103	512958	1
2330	PARAPROFESSIONAL	HARRIS	EDWIN	43,461.18	98510603	512958	1

Salaries listed are for budgeting purposes only & reflect the salaries as of FY24 since there are no collective bargaining agreements in place after 6/30/24



DESE FUNCTION CODE	JOB	LAST NAME	FIRST NAME	ASAL	ORG	OBJECT	FTE
2330	PARAPROFESSIONAL	RODRIGUEZ	LIZ	39,023.16	91810106	512958	1
2330	PARAPROFESSIONAL	TINGLEY	GRAHAM	44,977.92	99010712	512958	1
2330	PARAPROFESSIONAL	WINER	MARCY	43,461.18	92710103	512958	1
2330	PARAPROFESSIONAL	CONOVER	KATHRYN	43,461.18	92710103	512958	1
2330	PARAPROFESSIONAL	KILLGREN	CHERYL	39,480.12	97510103	512958	1
2330	PARAPROFESSIONAL	DASILVA	ANITA	36,369.12	98810609	512958	1
2330	PARAPROFESSIONAL	TINGLEY	KATHLEEN	43,461.18	91210106	512958	1
2330	PARAPROFESSIONAL	SMITH	LUZ	44,977.92	93510106	512958	1
2330	PARAPROFESSIONAL	DAVIS	DARRYL	42,986.88	91920106	512958	1
2330	PARAPROFESSIONAL	LEPINE	LAUREN	43,983.42	97510106	512958	1
2330	PARAPROFESSIONAL	BUCKLEY	COURTNEY	30,638.76	91210106	512958	1
2330	PARAPROFESSIONAL	DAIGLE	NANCY	43,461.18	93010106	512958	1
2330	PARAPROFESSIONAL	VICENTINI BARBOSA	FERNANDA	43,461.18	93010103	512958	1
2330	PARAPROFESSIONAL	PHILLIPS	ELIZABETH	44,123.16	95510106	512958	1
2330	PARAPROFESSIONAL	LANOUE	JILL	31,647.54	91810103	512958	1
2330	PARAPROFESSIONAL	LOWELL	VALERIE	39,475.02	98310606	512958	1
2330	PARAPROFESSIONAL	NEGRON	GISEL	37,294.26	90210106	512958	1
2330	PARAPROFESSIONAL	EANG	KANNARA	30,779.00	93610106	512958	1
2330	PARAPROFESSIONAL	FAMIGLIETTI	KATHLEEN	46,117.26	98310103	512958	1
2330	PARAPROFESSIONAL	RODRIGUEZ	GUSTAVO	43,234.74	95410106	512958	1
2330	PARAPROFESSIONAL	TAVARES	SHAYNA	36,432.36	91510106	512958	1
2330	PARAPROFESSIONAL	MARTINEZ	CHRISTINA	30,491.88	91810103	512958	1
2330	PARAPROFESSIONAL	MONSALVE	JOHANNA	27,984.72	98310103	512958	1
2330	PARAPROFESSIONAL	PROVENCHER	TERESA	32,911.32	98010103	512958	1
2330	PARAPROFESSIONAL	MURPHY	SHARON	33,117.36	95410106	512958	1
2330	PARAPROFESSIONAL	CASEY	MARY	43,461.18	98710603	512958	1
2330	PARAPROFESSIONAL	LEBLANC	DAVID	36,277.32	98310103	512958	1
2330	PARAPROFESSIONAL	CHHOENG	SHARIFAH	43,376.52	91510103	512958	1
2330	PARAPROFESSIONAL	COLON	AIDE	45,947.94	92010106	512958	1
2330	PARAPROFESSIONAL	WALSH	KELLY	47,275.98	93610106	512958	1
2330	PARAPROFESSIONAL	COLON	GERALDYNE	47,715.60	98410606	512958	1
2330	PARAPROFESSIONAL	RODRIGUEZ	PAULA	45,285.96	94010106	512958	1
2330	PARAPROFESSIONAL	STINSON	CHERYL	47,191.32	96010106	512958	1
2330	PARAPROFESSIONAL	DIAMANTOPOULOS	NICHOLAS	45,367.56	99010712	512958	1
2330	PARAPROFESSIONAL	BACCAM	PHOUNGEUNE	47,856.36	92010106	512958	1

Salaries listed are for budgeting purposes only & reflect the salaries as of FY24 since there are no collective bargaining agreements in place after 6/30/24

DESE FUNCTION CODE	JOB	LAST NAME	FIRST NAME	ASAL	ORG	OBJECT	FTE
2330	PARAPROFESSIONAL	RODRIGUEZ	MYLENE	48,850.86	99010712	512958	1
2330	PARAPROFESSIONAL	LAUREANNO	TERRI	47,275.98	91210106	512958	1
2330	PARAPROFESSIONAL	BOWLES	PAMELA	45,947.94	95510106	512958	1
2330	PARAPROFESSIONAL	VILLINEAU	CAROL	41,387.52	93010103	512958	1
2330	PARAPROFESSIONAL	SARGENT	CAROLE	44,290.44	97510103	512958	1
2330	PARAPROFESSIONAL	BERGERON	ROSE MARIE	47,938.98	98010106	512958	1
2330	PARAPROFESSIONAL	SEPE	MICHELE	46,282.50	94010103	512958	1
2330	PARAPROFESSIONAL	TRUDEL	ANN	45,947.94	93610106	512958	1
2330	PARAPROFESSIONAL	KELLEHER	HEATHER	43,294.92	93010103	512958	1
2330	PARAPROFESSIONAL	DESCOTEAUX	PAMELA	43,294.92	91810106	512958	1
2330	PARAPROFESSIONAL	MCGRATH	CHRISTA	47,275.98	94010109	512958	1
2330	PARAPROFESSIONAL	BRUNELLE	DEBRA	45,285.96	93010103	512958	1
2330	PARAPROFESSIONAL	ARSENIUO	ROBIN	45,285.96	98710603	512958	1
2330	PARAPROFESSIONAL	GREENE	PATRICIA	43,294.92	93610103	512958	1
2330	PARAPROFESSIONAL	LARRY	KATHRYN	45,285.96	91210103	512958	1
2330	PARAPROFESSIONAL	DUCHARME	DIANE	47,275.98	93010103	512958	1
2330	PARAPROFESSIONAL	PICKETT	SHELAGH	47,275.98	98710603	512958	1
2330	PARAPROFESSIONAL	BROGAN	PATRICIA	45,285.96	98310103	512958	1
2330	PARAPROFESSIONAL	SOUCY	MAUREEN	45,947.94	95010106	512958	1
2330	PARAPROFESSIONAL	JUDD	NANCY	49,929.00	98010106	512958	1
2330	PARAPROFESSIONAL	FLOOD	ROSELYN	43,315.32	91510106	512958	1
2330	PARAPROFESSIONAL	SILVA	ANA	47,191.32	92010103	512958	1
2330	PARAPROFESSIONAL	KENNEWAY	NANO	36,820.98	90210103	512958	1
2330	PARAPROFESSIONAL	DEIGNAN	SOUPHAN	45,947.94	93010106	512958	1
2330	PARAPROFESSIONAL	MENEZES	SUSANA	45,367.56	92710103	512958	1
2330	PARAPROFESSIONAL	YIM	MONIQUE	45,202.32	98010103	512958	1
2330	PARAPROFESSIONAL	DELACRUZ	YOLANDA	48,188.88	97510103	512958	1
2330	PARAPROFESSIONAL	ROPER	DEBRA	46,031.58	91510106	512958	1
2330	PARAPROFESSIONAL	ARUTUNIAN	CAROL	42,134.16	90210106	512958	1
2330	PARAPROFESSIONAL	GRAY	SHAUN	29,075.10	98810606	512958	1
2330	PARAPROFESSIONAL	MALAVICH	ERICA	33,623.28	90210103	512958	1
2330	PARAPROFESSIONAL	BURNS	CYNTHIA	44,041.56	91510106	512958	1
2330	PARAPROFESSIONAL	BAHO	WILLIAM	37,884.84	99010712	512958	1
2330	PARAPROFESSIONAL	HARTNETT	CHARLES	43,461.18	99010712	512958	1
2330	PARAPROFESSIONAL	OM	GRACE NGO	46,282.50	91210103	512958	1

Salaries listed are for budgeting purposes only & reflect the salaries as of FY24 since there are no collective bargaining agreements in place after 6/30/24

DESE FUNCTION CODE	JOB	LAST NAME	FIRST NAME	ASAL	ORG	OBJECT	FTE
2330	PARAPROFESSIONAL	CRAWFORD	SOPHIA	47,275.98	95010106	512958	1
2330	PARAPROFESSIONAL	MARTIN	MARY	40,580.70	92710103	512958	1
2330	PARAPROFESSIONAL	LORD	BARBARA	43,315.32	98310103	512958	1
2330	PARAPROFESSIONAL	MERRILL	SHARON	39,023.16	98010106	512958	1
2330	PARAPROFESSIONAL	DEMERS	CAROLYN	47,938.98	99010712	512958	1
2330	PARAPROFESSIONAL	GUDEWICH	ROSEMARY	43,294.92	92710103	512958	1
2330	PARAPROFESSIONAL	KUILAN	MARGARITA	46,031.58	98510606	512958	1
2330	PARAPROFESSIONAL	COSTA	JEFFREY	42,096.42	99010712	512958	1
2330	PARAPROFESSIONAL	FARLEY	KRISTIN	38,702.88	92710103	512958	1
2330	PARAPROFESSIONAL	SHEPARD	MATTHEW	38,336.70	93510106	512958	1
2330	PARAPROFESSIONAL	MCDERMOTT	JEAN	42,096.42	95010106	512958	1
2330	PARAPROFESSIONAL	PRESCOTT	KEVIN	27,984.72	98710606	512958	1
2330	PARAPROFESSIONAL	TANKERSLEY	LEVI	28,411.08	98610603	512958	1
2330	PARAPROFESSIONAL	MONAHAN	MELYSSA	43,234.74	95010106	512958	1
2330	PARAPROFESSIONAL	DILLON	LAURA	39,023.16	91510106	512958	1
2330	PARAPROFESSIONAL	MCPHEE	ELLEN	39,475.02	98710603	512958	1
2330	PARAPROFESSIONAL	JONES	SADE	30,212.40	91510106	512958	1
2330	PARAPROFESSIONAL	ROBLES	JANITZA	36,432.36	95510106	512958	1
2330	PARAPROFESSIONAL	FLYNN	KAREN	38,336.70	98610606	512958	1
2330	PARAPROFESSIONAL	KENNEY	TASHA	35,504.16	92010103	512958	1
2330	PARAPROFESSIONAL	SAN	SOKEANG	30,921.30	91810106	512958	1
2330	PARAPROFESSIONAL	WANG	SALYNA	43,234.74	90110106	512958	1
2330	PARAPROFESSIONAL	MENZIES	MICHAEL	30,212.40	92010106	512958	1
2330	PARAPROFESSIONAL	RODRIGUEZ	SAUL	41,157.00	91920106	512958	1
2330	PARAPROFESSIONAL	WELCH	HEATHER	30,638.76	91510106	512958	1
2330	PARAPROFESSIONAL	HOFFMAN	CHRISTINE	36,820.98	91210103	512958	1
2330	PARAPROFESSIONAL	NOLAN	PAMELA	43,234.74	95510106	512958	1
2330	PARAPROFESSIONAL	OLIVEIRA	CHRISTINA	40,580.70	98310103	512958	1
2330	PARAPROFESSIONAL	SHEEHY	JENNIFER	39,475.02	91510106	512958	1
2330	PARAPROFESSIONAL	PEREZ	CHELSEA	34,429.08	98810606	512958	1
2330	PARAPROFESSIONAL	SHAW	NANCY	43,234.74	91510106	512958	1
2330	PARAPROFESSIONAL	HUTCHINSON	BRIANA	30,638.76	99010712	512958	1
2330	PARAPROFESSIONAL	MUNERA	LACRECIA	33,130.62	92010103	512958	1
2330	PARAPROFESSIONAL	NUNEZ	CATHALINA	27,556.32	98510603	512958	1
2330	PARAPROFESSIONAL	BEAUDRY	EMILE	33,130.62	98610603	512903	1

Salaries listed are for budgeting purposes only & reflect the salaries as of FY24 since there are no collective bargaining agreements in place after 6/30/24

DESE FUNCTION CODE	JOB	LAST NAME	FIRST NAME	ASAL	ORG	OBJECT	FTE
2330	PARAPROFESSIONAL	ROMAN	MARLENE	40,580.70	91510106	512958	1
2330	PARAPROFESSIONAL	CLEMENT	LAURA	37,294.26	91510103	512958	1
2330	PARAPROFESSIONAL	DEJESUS	ZAIDA	32,911.32	97510103	512958	1
2330	PARAPROFESSIONAL	MOUSA	HADEEL	39,023.16	98510606	512958	1
2330	PARAPROFESSIONAL	REID	JUSTIN	36,369.12	98510606	512958	1
2330	PARAPROFESSIONAL	LINDQUIST	JULIE	36,369.12	90210103	512958	1
2330	PARAPROFESSIONAL	COMEIRO	NICOLE	34,429.08	91810106	512958	1
2330	PARAPROFESSIONAL	WELSH	JENNIFER	42,096.42	93510106	512958	1
2330	PARAPROFESSIONAL	ZEENAT	AMATUL	35,141.04	99010712	512958	1
2330	PARAPROFESSIONAL	RODRIGUEZ	NATALY	38,158.20	91810106	512958	1
2330	PARAPROFESSIONAL	KEMP	JENNA	38,702.88	98010103	512958	1
2330	PARAPROFESSIONAL	JASIM	NADIA	37,884.84	91210106	512958	1
2330	PARAPROFESSIONAL	DHYAB	RANA	30,638.76	95010106	512958	1
2330	PARAPROFESSIONAL	LE	KEVIN	36,369.12	98510603	512958	1
2330	PARAPROFESSIONAL	FRECHETTE	REBEKAH	33,560.04	99010712	512958	1
2330	PARAPROFESSIONAL	CULLEN	SHYHEIM	32,125.92	99010712	512958	1
2330	PARAPROFESSIONAL	VORAPHONH	EVANGELIA	30,638.76	98510603	512958	1
2330	PARAPROFESSIONAL	ABDULRAZZAK	SAHAR	34,429.08	98810606	512958	1
2330	PARAPROFESSIONAL	DAVIS	SHONICA	35,566.38	95010103	512958	1
2330	PARAPROFESSIONAL	LEBOEUF	STAMATIA	37,294.26	95010106	512958	1
2330	PARAPROFESSIONAL	WATTS	AMY	36,369.12	90210106	512958	1
2330	PARAPROFESSIONAL	AL SAEEDI	MARWA	28,934.36	93610106	512958	1
2330	PARAPROFESSIONAL	DOUCETTE	JESSICA	39,023.16	91810103	512958	1
2330	PARAPROFESSIONAL	LOPES	SAM	30,461.28	98810606	512958	1
2330	PARAPROFESSIONAL	HANLEY	THOMAS	33,130.62	97510103	512958	1
2330	PARAPROFESSIONAL	SWANSON	ALYSSA	34,640.22	97510103	512958	1
2330	PARAPROFESSIONAL	GARY	BONNIE	37,294.26	90210106	512958	1
2330	PARAPROFESSIONAL	MALLU	VIJITHA	36,369.12	92010106	512958	1
2330	PARAPROFESSIONAL	CLARK	NICOLE	36,369.12	93610103	512958	1
2330	PARAPROFESSIONAL	BARTON	LAURA	36,369.12	98510603	512958	1
2330	PARAPROFESSIONAL	SILVA	AIDA	35,566.38	90110106	512958	1
2330	PARAPROFESSIONAL	BAILEY	RHONDA	35,566.38	97510106	512958	1
2330	PARAPROFESSIONAL	OBDENS	REBECCA	36,369.12	91210103	512958	1
2330	PARAPROFESSIONAL	GOODICK	DONALD	37,884.84	98810606	512958	1
2330	PARAPROFESSIONAL	RUSHDI	HIND	36,369.12	98010103	512958	1

Salaries listed are for budgeting purposes only & reflect the salaries as of FY24 since there are no collective bargaining agreements in place after 6/30/24

DESE FUNCTION CODE	JOB	LAST NAME	FIRST NAME	ASAL	ORG	OBJECT	FTE
2330	PARAPROFESSIONAL	DUQUETTE	OLIVIA	29,075.10	92010103	512958	1
2330	PARAPROFESSIONAL	FORD HUNT	IAN	33,623.28	98510603	512958	1
2330	PARAPROFESSIONAL	HALEY	KRISTINE	36,369.12	91810106	512958	1
2330	PARAPROFESSIONAL	SNEAD	JOANN	34,640.22	90210103	512958	1
2330	PARAPROFESSIONAL	PEREZ	SHADAYLE	28,411.08	98510606	512958	1
2330	PARAPROFESSIONAL	ST ONGE	ADRIANA	34,640.22	97510103	512958	1
2330	PARAPROFESSIONAL	CRUZ	YADARIS	35,566.38	97510103	512958	1
2330	PARAPROFESSIONAL	COSTARAKIS	GLORIA	39,023.16	93010106	512958	1
2330	PARAPROFESSIONAL	BOULES	SYLVIA	39,023.16	91510106	512958	1
2330	PARAPROFESSIONAL	MISSETT	KATHRYN	39,023.16	92710103	512958	1
2330	PARAPROFESSIONAL	RODRIGUEZ	ADITA	32,318.70	91810106	512958	1
2330	PARAPROFESSIONAL	AL SAADI	RAGHAD	39,023.16	90110106	512958	1
2330	PARAPROFESSIONAL	SALEM	WASSAN	39,023.16	90110106	512958	1
2330	PARAPROFESSIONAL	QUINONES	STEPHANIE	39,023.16	94010106	512958	1
2330	PARAPROFESSIONAL	GHADBAN	SUZANNE	38,158.20	98310103	512958	1
2330	PARAPROFESSIONAL	NATHM	ZAIYNAB	32,042.28	98710603	512958	1
2330	PARAPROFESSIONAL	FERDOUSI	ZAKIA	39,023.16	98710606	512958	1
2330	PARAPROFESSIONAL	HASHMI	ASHMA	39,023.16	90110106	512958	1
2330	PARAPROFESSIONAL	LEMIEUX	KATELYN	37,294.26	90210106	512958	1
2330	PARAPROFESSIONAL	SOROTA	CHELSEY	33,139.60	93610103	512958	1
2330	PARAPROFESSIONAL	BETTENCOURT	BERNARD	39,023.16	95410106	512958	1
2330	PARAPROFESSIONAL	ALI	ZAINAB	35,566.38	95410106	512958	1
2330	PARAPROFESSIONAL	COUGHLIN	KATHERINE	30,921.30	99010712	512958	1
2330	PARAPROFESSIONAL	ISTAFANOUS	CHRISTINE	35,785.68	93010103	512958	1
2330	PARAPROFESSIONAL	CRUZ	JESSICA	35,566.38	99010703	512958	1
2330	PARAPROFESSIONAL	WOLF	ANNA	37,020.90	90210106	512958	1
2330	PARAPROFESSIONAL	FLEMINGS	ANASTISIA	39,023.16	95410106	512958	1
2330	PARAPROFESSIONAL	MIDDLETON	JUDITH	37,884.84	91210106	512958	1
2330	PARAPROFESSIONAL	SARKIS	DIB	32,679.78	96010103	512958	1
2330	PARAPROFESSIONAL	JONES	JESSICA	36,432.36	98310103	512958	1
2330	PARAPROFESSIONAL	MOUBTASSIME	MOUNA	32,080.02	93610103	512958	1
2330	PARAPROFESSIONAL	DURAND	NICOLE	33,117.36	94010106	512958	1
2330	PARAPROFESSIONAL	CREMIN	KATHERINE	31,394.58	99010712	512958	1
2330	PARAPROFESSIONAL	VERDIER	INEZ LEE	39,023.16	98510606	512958	1
2330	PARAPROFESSIONAL	MEAS	VANNYDA	34,232.22	95010103	512958	1

Salaries listed are for budgeting purposes only & reflect the salaries as of FY24 since there are no collective bargaining agreements in place after 6/30/24

DESE FUNCTION CODE	JOB	LAST NAME	FIRST NAME	ASAL	ORG	OBJECT	FTE
2330	PARAPROFESSIONAL	BOISVERT	JENNIFER	34,232.22	91810106	512958	1
2330	PARAPROFESSIONAL	LUONG	KENT	39,023.16	99010712	512958	1
2330	PARAPROFESSIONAL	WHEATLEY	SCOTT	37,884.84	98810606	512958	1
2330	PARAPROFESSIONAL	AFROZ	RUMANA	36,277.32	90110106	512958	1
2330	PARAPROFESSIONAL	JAROCHE	THOMAS	37,884.84	93610106	512958	1
2330	PARAPROFESSIONAL	SOLIMAN	MIRIAM	39,023.16	95510106	512958	1
2330	PARAPROFESSIONAL	THOMAS	SUZANE	31,647.54	91810106	512958	1
2330	PARAPROFESSIONAL	ALHASAN	LINA	39,023.16	98510606	512958	1
2330	PARAPROFESSIONAL	CLAYTON	CHRISTINE	30,024.72	98710603	512958	1
2330	PARAPROFESSIONAL	SUMON	KHALED	33,130.62	98810603	512958	1
2330	PARAPROFESSIONAL	VAZQUEZ BORRERO	GISELLE	39,023.16	98310606	512958	1
2330	PARAPROFESSIONAL	SOTO	KAYLEE	30,212.40	95410106	512958	1
2330	PARAPROFESSIONAL	LALLY	EVELYN	27,556.32	96010103	512958	1
2330	PARAPROFESSIONAL	DAUTEUIL	KAREN	37,884.84	95510106	512958	1
2330	PARAPROFESSIONAL	HENRIQUEZ	MIRTHA	30,800.94	97510103	512958	1
2330	PARAPROFESSIONAL	FERRITER	MARIANNE	31,066.14	95510103	512958	1
2330	PARAPROFESSIONAL	DATTA	ANINDITA	39,023.16	90110106	512958	1
2330	PARAPROFESSIONAL	FIRDOUSHI	NIGHAT	30,638.76	90110106	512958	1
2330	PARAPROFESSIONAL	ISSA	NAGLAA	36,369.12	96010103	512958	1
2330	PARAPROFESSIONAL	ALAZAWI	GADA	39,023.16	93610106	512958	1
2330	PARAPROFESSIONAL	MCELHINNEY	KEIRSTEN	32,391.12	93010106	512958	1
2330	PARAPROFESSIONAL	VAZQUEZ	NAYELI	27,556.32	98310606	512958	1
2330	PARAPROFESSIONAL	MARTINEAU	MICHELE	39,023.16	95410106	512958	1
2330	PARAPROFESSIONAL	CORREIA	NICOLE	30,609.18	91810103	512958	1
2330	PARAPROFESSIONAL	KELLIHER	DONNA	32,679.78	94010106	512958	1
2330	PARAPROFESSIONAL	BROWN	LAURA	36,369.12	98010103	512958	1
2330	PARAPROFESSIONAL	PEREZ	NATHANIEL	30,509.22	99310103	512402	1
2330	PARAPROFESSIONAL	ZIMINI	KRISTIN	39,023.16	98310606	512958	1
2330	PARAPROFESSIONAL	SIMPSON	GRETCHEN	39,023.16	98510606	512958	1
2330	PARAPROFESSIONAL	RIVERA	REINALDO	33,872.16	91920106	512958	1
2330	PARAPROFESSIONAL	ASH	KELLY	31,576.14	97510103	512958	1
2330	PARAPROFESSIONAL	TIMONEY	REBECCA	28,993.50	93010106	512958	1
2330	PARAPROFESSIONAL	ANTONITIS	ALEXANDER	33,130.62	98510603	512958	1
2330	PARAPROFESSIONAL	HANLEY	MELANIE	36,369.12	94010103	512958	1
2330	PARAPROFESSIONAL	TOBIN	NICOLE	39,023.16	92710103	512958	1

Salaries listed are for budgeting purposes only & reflect the salaries as of FY24 since there are no collective bargaining agreements in place after 6/30/24



DESE FUNCTION CODE	JOB	LAST NAME	FIRST NAME	ASAL	ORG	OBJECT	FTE
2330	PARAPROFESSIONAL	MARTINEZ	JAILENE	33,130.62	92010103	512958	1
2330	PARAPROFESSIONAL	SINN	MOLICA	31,647.54	95410106	512958	1
2330	PARAPROFESSIONAL	EACRETT	ALLISON	39,023.16	90210106	512958	1
2330	PARAPROFESSIONAL	COUSINEAU	EMILY	28,411.08	91510103	512958	1
2330	PARAPROFESSIONAL	DAVID	SARAH	29,145.48	92010106	512958	1
2330	PARAPROFESSIONAL	SALVANT	WESTLEY	39,023.16	95410106	512958	1
2330	PARAPROFESSIONAL	EM	SOPHIANIE	28,993.50	92710103	512958	1
2330	PARAPROFESSIONAL	AVELINO	MARY	32,391.12	95410106	512958	1
2330	PARAPROFESSIONAL	TYROS	ALISHA	32,391.12	95410106	512958	1
2330	PARAPROFESSIONAL	SORY	SARINNY	28,993.50	93010103	512958	1
2330	PARAPROFESSIONAL	CECERE	LORRAINE	31,066.14	94010106	512958	1
2330	PARAPROFESSIONAL	CRAWFORD	VICTORIA	29,878.86	98710603	512903	1
2330	PARAPROFESSIONAL	GOULAKOS	NICHOLAS	29,425.98	93010103	512958	1
2330	PARAPROFESSIONAL	FRANQUI	ROBERT	28,411.08	90210103	512958	1
2330	PARAPROFESSIONAL	NAGBE	CHARLES	30,638.76	99010712	512958	1
2330	PARAPROFESSIONAL	GRIMES	JULIANA	30,212.40	95410106	512958	1
2330	PARAPROFESSIONAL	MCNULTY	STEPHANIE	29,878.86	93610103	512958	1
2330	PARAPROFESSIONAL	REES	LAUREN	39,023.16	93610106	512958	1
2330	PARAPROFESSIONAL	LIM	AMELIE	32,532.90	91810103	512958	1
2330	PARAPROFESSIONAL	SCANNELL	AMY	36,369.12	94010103	512958	1
2330	PARAPROFESSIONAL	JEDRASZEK	KYLEE	35,785.68	91510103	512958	1
2330	PARAPROFESSIONAL	SKAFIDAS	LISA	32,911.32	90210103	512958	1
2330	PARAPROFESSIONAL	KONG	WIELDEN	30,609.18	96010103	512958	1
2330	PARAPROFESSIONAL	DOWLING	THOMAS	31,066.14	95410106	512958	1
2330	PARAPROFESSIONAL	SNEERINGER	ANDREW	35,785.68	98510606	512958	1
2330	PARAPROFESSIONAL	BATTAGLIA	JOSEPH	39,023.16	96010106	512958	1
2330	PARAPROFESSIONAL	VALLANTE	EMILY	39,023.16	93010106	512958	1
2330	PARAPROFESSIONAL	MELAD	NERMIN	32,532.90	91510106	512958	1
2330	PARAPROFESSIONAL	HAUSWIRTH	STEPHANIE	36,369.12	94010103	512958	1
2330	PARAPROFESSIONAL	LAMI	SHATHA	30,638.76	93610106	512958	1
2330	PARAPROFESSIONAL	FAIRWEATHER	LINDSEY	39,023.16	90210106	512958	1
2330	PARAPROFESSIONAL	BURGOS CHECO	YARYLYN	29,878.86	98010103	512958	1
2330	PARAPROFESSIONAL	CAILLER	MEAGHAN	36,369.12	97510106	512958	1
2330	PARAPROFESSIONAL	NEWCOMB	JILLIAN	36,277.32	99010712	512958	1
2330	PARAPROFESSIONAL	DALRYMPLE	HALEY	30,638.76	91510103	512958	1

Salaries listed are for budgeting purposes only & reflect the salaries as of FY24 since there are no collective bargaining agreements in place after 6/30/24

DESE FUNCTION CODE	JOB	LAST NAME	FIRST NAME	ASAL	ORG	OBJECT	FTE
2330	PARAPROFESSIONAL	LADEROUTE	CHRISTINA	33,130.62	98910603	512958	1
2330	PARAPROFESSIONAL	MATTE	ELIZABETH	31,066.14	91810103	512958	1
2330	PARAPROFESSIONAL	LEBRON	ADIREN	31,066.14	94010106	512958	1
2330	PARAPROFESSIONAL	SCOTT	JENNIFER	30,662.22	98810603	512958	1
2330	PARAPROFESSIONAL	MANDEVILLE	KARA	31,066.14	98510606	512958	1
2330	PARAPROFESSIONAL	ELLIS	NICOLE	32,532.90	98510606	512958	1
2330	PARAPROFESSIONAL	RAYMOND	JOSEPH	29,927.82	95010103	512958	1
2330	PARAPROFESSIONAL	WELCH	NICOLE	28,411.08	91510103	512958	1
2330	PARAPROFESSIONAL	HERRERA BALTAN	JENNIFER	39,023.16	91510106	512958	1
2330	PARAPROFESSIONAL	KIMANI	KELLY	29,502.48	91210106	512958	1
2330	PARAPROFESSIONAL	AZEVEDO	AMANDA	31,799.52	95010106	512958	1
2330	PARAPROFESSIONAL	LAGREGA	ANNIE	31,799.52	92710106	512958	1
2330	PARAPROFESSIONAL	JONES	MICHAEL	31,066.14	98710603	512958	1
2330	PARAPROFESSIONAL	BARNES	ASHLEY	30,638.76	95410106	512958	1
2330	PARAPROFESSIONAL	HARKINS	RHIANNON	30,212.40	91210103	512958	1
2330	PARAPROFESSIONAL	CHARETTE	SAMANTHA	31,066.14	95510106	512958	1
2330	PARAPROFESSIONAL	DOS SANTOS SANTANA	ANA	35,785.68	98510606	512958	1
2330	PARAPROFESSIONAL	TRACY	CAITLIN	29,145.48	93010103	512958	1
2330	PARAPROFESSIONAL	WONSON	MEGAN	36,277.32	93610106	512958	1
2330	PARAPROFESSIONAL	MARRERO TORRES	MARYMAR	30,638.76	95010106	512958	1
2330	PARAPROFESSIONAL	TAVARES	ANGELINA	30,212.40	91210103	512958	1
2330	PARAPROFESSIONAL	OUK	CHANPHALY	35,785.68	93010103	512958	1
2330	PARAPROFESSIONAL	RODRIGUEZ	VALERIE	30,638.76	98710603	512958	1
2330	PARAPROFESSIONAL	MACHADO	DIEILA	30,212.40	98710606	512958	1
2330	PARAPROFESSIONAL	ANDERSON	MEGAN	27,556.32	98410603	512958	1
2330	PARAPROFESSIONAL	MELLO	CRYSTAL	30,638.76	95410106	512958	1
2330	PARAPROFESSIONAL	AGUIAR	CORINA	27,016.00	97510103	512958	1
2330	PARAPROFESSIONAL	DESROSIERS	MELANIE	28,976.16	98810603	512958	1
2330	PARAPROFESSIONAL	LACROIX	CHRISTINE	33,130.62	98310103	512958	1
2330	PARAPROFESSIONAL	ALTALI	SELVI	35,785.68	90110103	512958	1
2330	PARAPROFESSIONAL	MUNIU	VENESSA	30,212.40	91510103	512958	1
2330	PARAPROFESSIONAL	EMERSON	ROBERT	28,267.26	98510603	512958	1
2330	PARAPROFESSIONAL	JOSLYN	NATHANIEL	30,212.40	98310606	512958	1
2330	PARAPROFESSIONAL	LE	CAM NHUNG	33,130.62	98310103	512958	1
2330	PARAPROFESSIONAL	COLON	CRISTIAN	30,638.76	90210106	512958	1

Salaries listed are for budgeting purposes only & reflect the salaries as of FY24 since there are no collective bargaining agreements in place after 6/30/24



DESE FUNCTION CODE	JOB	LAST NAME	FIRST NAME	ASAL	ORG	OBJECT	FTE
2330	PARAPROFESSIONAL	JAVIER MERCEDES	LOREN	31,630.20	98310606	512958	1
2330	PARAPROFESSIONAL	GERVAIS	JAMES	29,075.10	91810106	512958	1
2330	PARAPROFESSIONAL	BREEN	MACKENZIE	30,212.40	95010106	512958	1
2330	PARAPROFESSIONAL	JENSEN	MARCIA	30,146.10	95010103	512958	1
2330	PARAPROFESSIONAL	WHITNEY	SARAH	32,532.90	94010106	512958	1
2330	PARAPROFESSIONAL	ECHEVERRI URIBE	SARA	35,785.68	95410106	512958	1
2330	PARAPROFESSIONAL	PONTES	TANYA	36,277.32	94010103	512958	1
2330	PARAPROFESSIONAL	COTE	KRISTEN	36,277.32	93610106	512958	1
2330	PARAPROFESSIONAL	SARTORI	CATHELENE	35,141.04	95010103	512958	1
2330	PARAPROFESSIONAL	MENJIVAR	MARCIA	36,277.32	94010106	512958	1
2330	PARAPROFESSIONAL	TEELE	BENJAMIN	36,277.32	95410106	512958	1
2330	PARAPROFESSIONAL	GUERRERO RODRIGUEZ	DERLY	31,359.90	95410106	512958	1
2330	PARAPROFESSIONAL	STAUCH	SARA	31,359.90	93610106	512958	1
2330	PARAPROFESSIONAL	GRAY	COURTNEY	30,866.22	98710603	512958	1
2330	PARAPROFESSIONAL	ARIAS CORTES	LIDA	36,277.32	90110106	512958	1
2330	PARAPROFESSIONAL	DIFO	SASHA	29,502.48	98710603	512958	1
2330	PARAPROFESSIONAL	SENETHAVISOUK	KATHLYN	29,502.48	92010106	512958	1
2330	PARAPROFESSIONAL	CABRERA	ROSALI	31,630.20	90110106	512958	1
2330	PARAPROFESSIONAL	Y	ERICA	32,080.02	90110106	512958	1
2330	PARAPROFESSIONAL	CRUZ	DAFMALY	28,704.84	92010103	512958	1
2330	PARAPROFESSIONAL	MARTINEZ	ESTEISY	28,976.16	98810609	512958	1
2330	PARAPROFESSIONAL	NEYRA BROWN	MARIELLA	27,556.32	92010103	512958	1
2330	PARAPROFESSIONAL	ASHTON	KATELYNN	30,222.60	98810606	512958	1
2330	PARAPROFESSIONAL	AL IBRAHIM	SALIH	27,556.32	98910603	512958	1
2330	PARAPROFESSIONAL	NEWCOMB	BRANDON	27,556.32	98610606	512958	1
2330	PARAPROFESSIONAL	ABDELSHAHED	SARAH	33,130.62	91510103	512958	1
2330	PARAPROFESSIONAL	SERRANO	CHARY	30,638.76	99010712	512958	1
2330	PARAPROFESSIONAL	LOPES	ALLISON	34,649.40	99010712	512958	1
2330	PARAPROFESSIONAL	ALBRAHIM	RAMZI	30,212.40	95410106	512958	1
2330	PARAPROFESSIONAL	ROSA	IRIS	30,212.40	92010103	512958	1
2330	PARAPROFESSIONAL	CHUM	THYDA	29,502.48	98810603	512958	1
2330	PARAPROFESSIONAL	JENNINGS	JULIA	33,623.28	98010103	512958	1
2330	PARAPROFESSIONAL	RUCI	ENKELJANA	30,212.40	98310606	512958	1
2330	PARAPROFESSIONAL	DESCHENEAX	RYAN	27,556.32	96010103	512958	1
2330	PARAPROFESSIONAL	WALL	SHANDRA	33,130.62	98510603	512958	1

Salaries listed are for budgeting purposes only & reflect the salaries as of FY24 since there are no collective bargaining agreements in place after 6/30/24

DESE FUNCTION CODE	JOB	LAST NAME	FIRST NAME	ASAL	ORG	OBJECT	FTE
2330	PARAPROFESSIONAL	ORTIZ KIM	VICTORIA	30,212.40	98710603	512958	1
2330	PARAPROFESSIONAL	GRESKO	LINDSEY	30,921.30	90110106	512958	1
2330	PARAPROFESSIONAL	BAKER	KATHLEEN	35,785.68	90110103	512958	1
2330	PARAPROFESSIONAL	SPENCE	HUGH	34,649.40	98410606	512958	1
2330	PARAPROFESSIONAL	WALKER	ANNA	27,556.32	98410603	512958	1
2330	PARAPROFESSIONAL	HAY	SOPHAL	35,785.68	98310103	512903	1
2330	PARAPROFESSIONAL	SANTOS	ALEXANDER	30,491.88	98910603	512958	1
2330	PARAPROFESSIONAL	BOURRET	JASON	33,130.62	98910603	512958	1
2330	PARAPROFESSIONAL	TIVEY	REBECCA	32,679.78	95010106	512958	1
2330	PARAPROFESSIONAL	KING	EMMA	33,130.62	98510603	512958	1
2330	PARAPROFESSIONAL	SOM	JACOB	33,130.62	96010103	512958	1
2330	PARAPROFESSIONAL	TEIXEIRA	AMIE	35,785.68	91810106	512958	1
2330	PARAPROFESSIONAL	MERLINO	KATHRYN	28,976.16	91510103	512958	1
2330	PARAPROFESSIONAL	BRUSCHI	SABRINA	32,336.04	98310103	512958	1
2330	PARAPROFESSIONAL	SILVA	ERICA	35,785.68	91510106	512958	1
2330	PARAPROFESSIONAL	TOBEY	ELIZABETH	33,130.62	97510103	512958	1
2330	PARAPROFESSIONAL	LEVESQUE	DARLENE	30,212.40	95410106	512958	1
2330	PARAPROFESSIONAL	DEARBORN	APRIL	27,556.32	95010106	512958	1
2330	PARAPROFESSIONAL	ROY	AMANDA	27,556.32	94010103	512958	1
2330	PARAPROFESSIONAL	BENNETT	CAROLYNN	29,075.10	98910603	512958	1
2330	PARAPROFESSIONAL	DE ARAUJO	MARIA	35,785.68	92010103	512958	1
2330	PARAPROFESSIONAL	RICO	SAVANNAH	35,084.00	95410106	512958	1
2330	PARAPROFESSIONAL	MALONEY	COLLEEN	28,267.26	98910606	512958	1
2330	PARAPROFESSIONAL	PANIAGUA CABRERA	ANABEL	33,130.62	98410603	512958	1
2330	PARAPROFESSIONAL	RISTEEN	TYLER	35,785.68	92710106	512958	1
2330	PARAPROFESSIONAL	MARSH	MARILYN	27,556.32	98610603	512958	1
2330	PARAPROFESSIONAL	SCOTT	SARAH	29,075.10	91810103	512958	1
2330	PARAPROFESSIONAL	LANDIS	AZEKIEL	27,556.32	99010703	512958	1
2330	PARAPROFESSIONAL	URIBE ORTIZ	ISABEL	30,212.40	95410106	512958	1
2330	PARAPROFESSIONAL	MARESCA	VICTORIA	27,556.32	98610603	512958	1
2330	PARAPROFESSIONAL	PERRY	ALISHA	30,212.40	95510103	512958	1
2330	PARAPROFESSIONAL	SOUZA	SOPHIE	33,130.62	96010103	512958	1
2330	PARAPROFESSIONAL	MOSHFIQ	SONYA	31,630.20	95410106	512958	1
2330	PARAPROFESSIONAL	KUILAN	NORMA	28,976.16	91810103	512958	1
2330	PARAPROFESSIONAL	CHET	PAMELA	34,649.40	95010103	512958	1

Salaries listed are for budgeting purposes only & reflect the salaries as of FY24 since there are no collective bargaining agreements in place after 6/30/24

DESE FUNCTION CODE	JOB	LAST NAME	FIRST NAME	ASAL	ORG	OBJECT	FTE
2330	PARAPROFESSIONAL	REED	JENNA	35,785.68	98010103	512958	1
2330	PARAPROFESSIONAL	IMBACUAN	LUZ	30,212.40	91510103	512958	1
2330	PARAPROFESSIONAL	PRATT	LAUREN	34,649.40	99010712	512958	1
2330	PARAPROFESSIONAL	ALVAREZ	VIRGINIA	30,212.40	96010103	512958	1
2330	PARAPROFESSIONAL	PASQUAROSA	MILISSA	30,212.40	98310103	512958	1
2330	PARAPROFESSIONAL	FAUST	AMANDA	27,556.32	93610103	512958	1
2330	PARAPROFESSIONAL	GOMEZ ORTIZ	LISSETTE	27,556.32	95010103	512958	1
2330	PARAPROFESSIONAL	RYAN	HYANA	29,075.10	93510106	512958	1
2330	PARAPROFESSIONAL	TROOP	HENRY	33,130.62	98810609	512958	1
2330	PARAPROFESSIONAL	PLOURDE	MEGHAN	35,785.68	91210103	512958	1
2330	PARAPROFESSIONAL	SOSA	NICHOLAS	27,556.32	98710603	512958	1
2330	PARAPROFESSIONAL	MANDEVILLE	TYLER	30,212.40	99010712	512958	1
2330	PARAPROFESSIONAL	TRODDEN	MICAYLA	27,556.32	98010103	512958	1
2330	PARAPROFESSIONAL	CLARK	MAIA	27,556.32	98510603	512958	1
2330	PARAPROFESSIONAL	MARBERT	JANEMARIE	30,212.40	98710603	512958	1
2330	PARAPROFESSIONAL	SCHWARTZ	LINDA	31,630.20	99010712	512958	1
2330	PARAPROFESSIONAL	JAREK	NANCY	30,212.40	98310103	512958	1
2330	PARAPROFESSIONAL	RAMOS	YAMYLET	27,556.32	92010103	512958	1
2330	PARAPROFESSIONAL	GONZALEZ	JAZMIN	30,212.40	99010712	512958	1
2330	PARAPROFESSIONAL	JONES	ARIUS	30,212.40	91510103	512958	1
2330	PARAPROFESSIONAL	ALLARD	NICOLE	28,976.16	94010106	512958	1
2330	PARAPROFESSIONAL	RODRIGUEZ	ELIZABETH	27,556.32	97510103	512958	1
2330	PARAPROFESSIONAL	POLANCO GUZMAN	ELSA	27,556.32	99010703	512958	1
2330	PARAPROFESSIONAL	RODRIGUEZ	EVELYN	27,016.00	91810103	512958	1
2330	PARAPROFESSIONAL	TROMBLY	FUNDA	28,976.16	91510103	512958	1
2330	PARAPROFESSIONAL	FONTAINE	BRITTANIE	28,267.26	94010103	512958	1
2330	PARAPROFESSIONAL	FLYNN	KIMBERLY	35,785.68	98510603	512958	1
2330	PARAPROFESSIONAL	DEL PILAR OTALORA	MARIA	30,212.40	90110106	512958	1
2330	PARAPROFESSIONAL	DE OLIVEIRA	CLAUDIMA	30,212.40	98310103	512958	1
2330	PARAPROFESSIONAL	COLON	STACIE	27,556.32	90110103	512958	1
2330	PARAPROFESSIONAL	URIBE OLAVARRUETH	JAZMIN	30,212.40	90110103	512958	1
2330	PARAPROFESSIONAL	KANDJANGA	EUNYCE	28,976.16	96010103	512958	1
2330	PARAPROFESSIONAL	BONILLA	AXEL	31,394.58	93510106	512958	1
2330	PARAPROFESSIONAL	EBRAHIM	DIANA	33,130.62	98510603	512958	1
2330	PARAPROFESSIONAL	JEROME	ROSE YVELINE	27,556.32	98510603	512958	1

Salaries listed are for budgeting purposes only & reflect the salaries as of FY24 since there are no collective bargaining agreements in place after 6/30/24

DESE FUNCTION CODE	JOB	LAST NAME	FIRST NAME	ASAL	ORG	OBJECT	FTE
2330	PARAPROFESSIONAL	CUEVAS	ELINA	30,212.40	99010712	512958	1
2330	PARAPROFESSIONAL	PATINO PEREZ	VIVIANA	35,785.68	98310606	512958	1
2330	PARAPROFESSIONAL	CHATEAUNEUF	MIRANDA	29,679.96	98510603	512958	1
2330	PARAPROFESSIONAL	HEM	MARINTHUS	33,130.62	98510603	512958	1
2330	PARAPROFESSIONAL	MARTINEZ	DANEISHA	30,921.30	98510603	512958	1
2330	PARAPROFESSIONAL	TRINIDAD MARTINEZ	JOSUE	33,130.62	99010703	512958	1
2330	PARAPROFESSIONAL	VAUGHAN	DOREEN	41,387.52	91810103	512958	1
2330	PARAPROFESSIONAL	REYES	AIDA	43,376.52	94010106	512958	1
2330	PARAPROFESSIONAL	CHHIM	DOUNGSEREY	46,196.82	98410606	512958	1
2330	PARAPROFESSIONAL	HORM	THYDA	43,294.92	98410603	512958	1
2330	PARAPROFESSIONAL	CREGG	ELLEN	40,905.80	98510603	512958	1
2330	PARAPROFESSIONAL	MAZZONE	TERESA	44,290.44	95010106	512958	1
2330	PARAPROFESSIONAL	SOUM	SAMBATH	47,275.98	98010103	512958	1
2330	PARAPROFESSIONAL	BIRON	BERNADETTE	47,275.98	98310103	512958	1
2340	LIBRARY MEDIA SPECIALIST	CAMPBELL	BARBARA	103,295.24	98510606	512903	1
2340	LIBRARY MEDIA SPECIALIST	BEATTIE WATERWORTH	MAUREEN	79,882.32	91210103	512903	1
2340	LIBRARY MEDIA SPECIALIST	BEGGAN	STEPHANIE	64,579.75	98610603	512903	1
2340	LIBRARY MEDIA SPECIALIST	MATTHEWS	CINDY	105,384.48	95010103	512903	1
2340	LIBRARY MEDIA SPECIALIST	HILL	CAROLYN	59,552.62	95010103	512903	1
2340	LIBRARY MEDIA SPECIALIST	LYNA	PATRICIA	56,659.92	93010103	512903	1
2340	LIBRARY MEDIA SPECIALIST	LEIF	DEREK	92,672.39	99036003	512103	1
2352	INSTRUCTIONAL SPECIALIST	MORASSE	PATRICK	114,295.81	99311203	512112	1
2352	INSTRUCTIONAL SPECIALIST	PIRES	MALINDA	107,290.74	99311203	512112	1
2352	INSTRUCTIONAL SPECIALIST	STANFORD	DEANNA	114,295.20	99311203	512112	1
2352	INSTRUCTIONAL SPECIALIST	HAAS	KARA	105,054.57	99311203	512112	1
2352	INSTRUCTIONAL SPECIALIST	WILKINS	KARA	102,704.37	99311203	512112	1
2352	INSTRUCTIONAL SPECIALIST	LEARY	KELLY	103,004.90	99311203	512112	1
2352	INSTRUCTIONAL SPECIALIST	TUPAJ	KATELYN	100,029.56	99311203	512112	1
2352	MATH RESOURCE TEACHER	SLIPP	RACHEL	118,273.73	99312003	512110	1
2352	MATH RESOURCE TEACHER	RAMOS	ERIKA	113,984.92	99312003	512141	1
2710	CRISIS INTERVENTION SPECIALIST	SCHWARTZ	MAUREEN	110,696.97	99035003	512105	1
2710	GUIDANCE	PELTON	KATHRYN	99,290.19	91835003	512105	1

Salaries listed are for budgeting purposes only & reflect the salaries as of FY24 since there are no collective bargaining agreements in place after 6/30/24

DESE FUNCTION CODE	JOB	LAST NAME	FIRST NAME	ASAL	ORG	OBJECT	FTE
2710	GUIDANCE	MENDONCA	ROSE	112,540.64	96035003	512105	1
2710	GUIDANCE	CROCKER	MELANIE	104,450.45	98335003	512105	1
2710	GUIDANCE	LEPOER	SITHRA	110,646.05	98535003	512105	1
2710	GUIDANCE	FIGUEROA	YLIANA	112,256.02	99035003	512105	1
2710	GUIDANCE	BRIDGES	MARIA	109,317.40	98935003	512105	1
2710	GUIDANCE	DEVOST	RHONDA	109,317.40	99035003	512105	1
2710	GUIDANCE	ROY	LYNDSAY	100,165.35	99035003	512105	1
2710	GUIDANCE	BRUNNER	HEATHER	106,641.53	99035003	512105	1
2710	GUIDANCE	QUINTON	CRYSTAL	103,141.42	99035003	512105	1
2710	GUIDANCE	STAPPEN	KELSEY	99,290.19	98835003	512105	1
2710	GUIDANCE	TAMAYO	CHEYENNE	99,290.19	99035003	512105	1
2710	GUIDANCE	GARAVANIAN	STEFANY	99,290.19	98635003	512105	1
2710	GUIDANCE	BOURAS	MELINDA	100,165.35	98735003	512105	1
2710	GUIDANCE	LE	JESSICA	99,288.84	99035003	512105	1
2710	GUIDANCE	MAGARY	JENNIFER	100,164.90	99035003	512105	1
2710	GUIDANCE	MCCARTHY	DIANNE	106,641.53	99035003	512105	1
2710	GUIDANCE	PLOOF	JAKE	100,165.35	99035003	512105	1
2710	GUIDANCE	SAY	KHUNRAVY	99,290.19	99035003	512105	1
2710	GUIDANCE	STOLPINSKI	ERICA	106,641.53	99035003	512105	1
2710	GUIDANCE	MCPHEE	KURT	103,141.42	99035003	512105	1
2710	GUIDANCE	MENDEZ	HEIDYS	99,288.84	98435003	512105	1
2710	GUIDANCE	ENRIGHT	JILLIAN	106,641.08	99035003	512105	1
2710	GUIDANCE	MONAHAN	MADELINE	99,288.84	99035003	512105	1
2800	PSYCHOLOGIST	DUNKERLEY	LORI	118,280.26	99335551	512104	1
2800	PSYCHOLOGIST	FORREST	TARA	116,666.62	99335551	512104	1
2800	PSYCHOLOGIST	PYLES	SHEELA	116,666.62	99335551	512104	1
2800	PSYCHOLOGIST	SCHUELER	MARTINA	118,282.22	99335551	512104	1
2800	PSYCHOLOGIST	YOUS	PHAKDEY	115,056.86	99335551	512104	1
2800	PSYCHOLOGIST	KYRIAZIDIS	EFTHYMIA	115,056.86	99335551	512104	1
2800	PSYCHOLOGIST	CULHANE	CAITLIN	115,056.86	99335551	512104	1
2800	PSYCHOLOGIST	CAPPELLO	SARA	112,382.05	99335551	512104	1
2800	PSYCHOLOGIST	CONNOLLY	MELANIE	112,382.05	99335551	512104	1
2800	PSYCHOLOGIST	FRENCH	HEATHER	112,382.05	99335551	512104	1
2800	PSYCHOLOGIST	CONNOLLY	KELLIEANN	112,382.05	99335551	512104	1

Salaries listed are for budgeting purposes only & reflect the salaries as of FY24 since there are no collective bargaining agreements in place after 6/30/24

DESE FUNCTION CODE	JOB	LAST NAME	FIRST NAME	ASAL	ORG	OBJECT	FTE
2800	PSYCHOLOGIST	CLEARY	MARIN	112,382.05	99335551	512104	1
2800	PSYCHOLOGIST	MARTIN	KIMBERLEY	110,178.12	99335551	512104	1
2800	SOCIAL WORKER	MARTEL	GINA	105,843.28	99320106	512135	1
2800	SOCIAL WORKER	HOSMER	AMANDA	112,570.34	99320106	512135	1
2800	SOCIAL WORKER	GEOFFROY	STACIE	103,171.65	99320106	512135	1
2800	SOCIAL WORKER	DELWORTH	AMANDA	107,456.76	99320106	512135	1
2800	SOCIAL WORKER	QUATTROCCHI	DEBORAH	107,456.76	99320106	512135	1
2800	SOCIAL WORKER	COLEMAN	DARCIE	105,843.28	99320106	512135	1
2800	SOCIAL WORKER	MOULTON	KRISTIN	110,675.75	99320106	512135	1
2800	SOCIAL WORKER	OBRIEN JACO	SANDRA	110,675.75	99320106	512135	1
2800	SOCIAL WORKER	GABRIEL	TARA	112,570.34	99320106	512135	1
2800	SOCIAL WORKER	THOMPSON	ROBERT	110,675.75	99320106	512135	1
2800	SOCIAL WORKER	DELALUZ	ARLENE	114,176.92	99320106	512135	1
2800	SOCIAL WORKER	STOTZ	LAURA	103,171.65	99320106	512135	1
2800	SOCIAL WORKER	BELAND	JENNIFER	105,843.28	99320106	512135	1
2800	SOCIAL WORKER	BATEMAN	LAURA	105,843.28	99320106	512135	1
2800	SOCIAL WORKER	PERRY	TIFFANY	103,171.65	99320106	512135	1
2800	SOCIAL WORKER	ESPINOLA	RENEE	105,843.28	99320106	512135	1
2800	SOCIAL WORKER	CASEY	LORI	103,171.65	99320106	512135	1
2800	SOCIAL WORKER	VENTRE PARKER	AMY	103,171.65	99320106	512135	1
2800	SOCIAL WORKER	KUBICK	KRISTA	103,171.65	99320106	512135	1
2800	SOCIAL WORKER	MCNAMARA	KELLY	103,171.65	99320106	512135	1
2800	SOCIAL WORKER	DORMER	HEATHER	103,171.65	99320106	512135	1
2800	SOCIAL WORKER	HORTON	NADIA	99,318.01	99320106	512135	1
2800	SOCIAL WORKER	MCGANN	KATHRYN	103,171.65	99320106	512135	1
2800	SOCIAL WORKER	CONWAY	ANDREA	103,171.65	99320106	512135	1
2800	SOCIAL WORKER	AY	SARIN	103,171.65	99320106	512135	1
2800	SOCIAL WORKER	CARTER	MARGARET	103,171.65	99320106	512135	1
2800	SOCIAL WORKER	ESPINAL	SARA	103,171.65	99320106	512135	1
2800	SOCIAL WORKER	BERNSTEIN	ALLISON	106,671.60	99320106	512135	1
2800	SOCIAL WORKER	RAMOS RODRIGUEZ	JOSE	103,171.65	99320106	512135	1
2800	SOCIAL WORKER	BARASH	CAITLIN	103,171.65	99320106	512135	1
2800	SOCIAL WORKER	DERVARTANIAN	MICHELE	103,169.16	99320106	512135	1
2800	SOCIAL WORKER	POIRIER	STAMATIA	103,171.65	99320106	512135	1
2800	SOCIAL WORKER	WILLIAMS	JENNIFER	103,171.65	99320106	512135	1

Salaries listed are for budgeting purposes only & reflect the salaries as of FY24 since there are no collective bargaining agreements in place after 6/30/24



DESE FUNCTION CODE	JOB	LAST NAME	FIRST NAME	ASAL	ORG	OBJECT	FTE
2800	SOCIAL WORKER	BILODEAU	LAURA	103,171.65	99320106	512135	1
2800	SOCIAL WORKER	CLERMONT	STACEY	103,171.65	99310451	512135	1
2800	SOCIAL WORKER	JONES	ALEXANDRA	103,171.65	99320106	512135	1
2800	SOCIAL WORKER	BALBUENA	MYHOZOTYS	103,169.16	99320106	512135	1
2800	SOCIAL WORKER	DEE	LAUREN	103,171.65	99228103	512135	1
2800	SOCIAL WORKER	LANIER	COURTENAY	103,169.16	99310451	512135	1
2800	SOCIAL WORKER	SILVA	REBECCA	103,169.16	99228103	512135	1
2800	SOCIAL WORKER	DESISTO	DANIELLE	99,319.36	99310451	512135	1
2800	SOCIAL WORKER	SYLVAIN	TIFFANI	103,169.16	99320106	512135	1
2800	SOCIAL WORKER	SOULIOS	AIMEE	103,169.16	99310451	512135	1
2800	SOCIAL WORKER	HENRIQUEZ	YOCASTA	103,169.16	99320106	512135	1
2800	SOCIAL EMOTIONAL COORDINATOR	BROOKS	SARAH	124,083.20	99310450	512135	1
3100	ATTENDANCE SUPERVISOR	GANLEY	HEATHER	86,630.07	99341403	512116	1
3100	ATTENDANCE MONITOR	DAY	STEPHANIE	41,695.11	99341403	512910	1
3100	ATTENDANCE MONITOR	VEJAR MEZA	MAITE	41,695.11	99341403	512910	1
3100	COMMUNITY OUTREACH STRATEGIST	MYERS	JENNIFER	86,399.34	99339004	512157	1
3100	DIRECTOR OF FAMILY LEADERSHIP INSTITUTE	DZINEKU	ZOE	120,800.64	99328103	512969	1
3100	BILINGUAL FAMILY LIASON	VAN	TOOCH	53,762.77	99338003	512924	1
3100	BILINGUAL FAMILY LIASON	ACOSTA	JANNAY	53,762.77	96010108	512924	1
3100	BILINGUAL FAMILY LIASON	RIVERA	GIOMARIS	53,762.77	99338003	512924	1
3100	BILINGUAL FAMILY LIASON	OSORIO	DIANA	53,762.77	99338003	512924	1
3100	BILINGUAL FAMILY LIASON	DEMOS	SAMUEL	53,762.77	99338003	512924	1
3100	BILINGUAL FAMILY LIASON	KAYA MBERI	KAMOU BIKO	53,762.77	99338003	512924	1
3100	PARENT LIAISON	FELICIANO	TATYANA	40,289.55	99338003	512924	1
3100	PARENT LIAISON	MORALES	JACQUELINE	40,289.55	99338003	512924	1
3100	PARENT LIAISON	MORALES	ASHLEY	44,179.34	99338003	512924	1
3100	PARENT LIAISON	KOY	MALINDA	40,289.55	99338003	512924	1
3100	PARENT LIAISON	LANES	MARYANNE	40,289.55	99338003	512924	1
3100	PARENT LIAISON	SANCHEZ GUADALUPE	GRETCHEN	37,738.98	99338003	512924	1
3100	PARENT LIAISON	ALVES GOMES	GENIVALDO	40,289.55	99338003	512924	1
3100	PARENT LIAISON	CABRERA	DENISE	53,762.16	99338003	512924	1
3100	PARENT FAMILY ADVOCATE	NGUYEN	PHANY	48,907.15	99341230	512902	1
3100	SPED FAMILY ADVOCATE	PORTER	KIMBERLY	62,671.90	99320106	512924	1
3100	BILINGUAL FAMILY LIASON	FONTES	CARMEN	62,671.90	99320106	512924	1

Salaries listed are for budgeting purposes only & reflect the salaries as of FY24 since there are no collective bargaining agreements in place after 6/30/24

DESE FUNCTION CODE	JOB	LAST NAME	FIRST NAME	ASAL	ORG	OBJECT	FTE
3100	CO CULTR LINGUIST RESPON PRAC	DESOSA	FATIMA	126,149.11	99339004	512924	1
3200	ADULT ED DIRECTOR	MCKIERNAN	ELIZABETH	123,473.77	99339003	512118	1
3200	DISTRICT SUPPORT SPECIALIST	THOMPSON	EMILY	118,137.09	99339004	512112	1
3200	DISTRICT SUPPORT SPECIALIST	CROWELL	YVETTE	109,687.62	99339004	512112	1
3200	DISTRICT SUPPORT SPECIALIST	PIGEON	KARA	116,525.00	99339004	512112	1
3200	DISTRICT SUPPORT SPECIALIST	BAKER	HARLEY	104,480.15	99339004	512112	1
3200	DISTRICT SUPPORT SPECIALIST	BOUTSELIS	BOPHA	114,912.47	99339004	512112	1
3200	DISTRICT SUPPORT SPECIALIST	SEGARRA MORALES	ROSA	112,237.78	99339004	512112	1
3200	NURSE	ABCUNAS	MARYANN	54,302.72	99320103	511000	1
3200	NURSE	EVANGELISTA	TIFFANY	54,302.72	99320103	511000	1
3200	NURSE	MCSORLEY	MEAGHAN	53,237.96	99320103	511000	1
3200	TEACHER HEARING IMPAIRED	WILKES	JULIA	102,796.66	99322003	512132	1
3200	TEACHER HEARING IMPAIRED	TONELLI	GINA	92,227.91	99322003	512132	1
3200	TEACHER VISION IMPAIRED	NANGLE	MICHAEL	94,257.22	99325003	512134	1
3300	TRANSPORTATION DIRECTOR	DESCOTEAUX	JOHN	130,050.20	99341235	512206	1
3300	TRANSPORTATION ROUTER	MACQUARRIE	PAMELA	70,000.00	99341230	512902	1
3500	DIRECTOR OF ATHLETICS	OUELLET	SCOTT	139,610.13	99031003	512115	1
3510	ATHELTIC TRAINER	EVJE	KELSY	79,050.00	99031005	530000	1
3600	SAFETY COORDINATOR	BREAULT GULBICKI	LESA	120,248.94	99347103	512906	1
4000	CUSTODIAN	CASEY	MICHAEL	63,776.96	93647103	512960	1
4000	CUSTODIAN	DIAMANTOPOULOS	JOHN	64,626.90	92747103	512960	1
4000	CUSTODIAN	SINGER	CHARLES	59,637.24	98947103	512960	1
4000	CUSTODIAN	GONZALEZ	MARIA	50,085.36	91547103	512960	1
4000	CUSTODIAN	GAGNON	JOSEPH	64,626.90	92047103	512960	1
4000	CUSTODIAN	ROJAS	CARLOS	55,688.10	96047103	512960	1
4000	CUSTODIAN	SNOW	JAMES	58,095.70	93047103	512960	1
4000	CUSTODIAN	MARCOTTE	THERESA	53,168.96	91247103	512960	1
4000	CUSTODIAN	BASTIEN	JUSTIN	55,546.66	98547103	512960	1
4000	CUSTODIAN	PHOL	SOKVAN	63,776.96	98347103	512960	1

Salaries listed are for budgeting purposes only & reflect the salaries as of FY24 since there are no collective bargaining agreements in place after 6/30/24



DESE FUNCTION CODE	JOB	LAST NAME	FIRST NAME	ASAL	ORG	OBJECT	FTE
4000	CUSTODIAN	LEFEBVRE	DONNA MARIE	59,282.60	98047103	512960	1
4000	CUSTODIAN	JARVIS	KEVIN	57,088.20	91847103	512960	1
4000	CUSTODIAN	MARTEL	WILLIAM	53,168.96	98747103	512960	1
4000	CUSTODIAN	GONZALEZ	RAMON	55,703.96	99347103	512960	1
4000	CUSTODIAN	GEOFFROY	NORMAND	63,776.96	98547103	512960	1
4000	CUSTODIAN	KILUK	RICHARD	62,831.08	98747103	512960	1
4000	CUSTODIAN	FINNEGAN	MATTHEW	62,076.30	98847103	512960	1
4000	CUSTODIAN	GIURLEO	MARK	64,626.90	97547103	512960	1
4000	CUSTODIAN	RILEY	RICHARD	64,626.90	98447103	512960	1
4000	CUSTODIAN	SAYER	ALAN	74,466.86	99047103	512960	1
4000	CUSTODIAN	PHILLIPS	CARL	58,403.02	99347103	512960	1
4000	CUSTODIAN	LETOURNEAU	DAVID	58,403.02	90147103	512960	1
4000	CUSTODIAN	WOLFGANG	JOHN	66,476.28	92547103	512960	1
4000	CUSTODIAN	WALSH	SCOTT	64,626.90	96047103	512960	1
4000	CUSTODIAN	DAIGNEAULT	RICHARD	59,637.24	98747103	512960	1
4000	CUSTODIAN	NAPPA	CARMEN	64,626.90	91847103	512960	1
4000	CUSTODIAN	SHEEHAN	MICHAEL	77,550.46	99047103	512960	1
4000	CUSTODIAN	FERREIRA	DENNIS	56,553.64	98347103	512960	1
4000	CUSTODIAN	PEABODY	MARK	64,626.90	95047103	512960	1
4000	CUSTODIAN	SMITH	RONALD	56,553.64	99047103	512960	1
4000	CUSTODIAN	FORTNER	JAMES	59,637.24	90247103	512960	1
4000	CUSTODIAN	CLOUGH	PATTI	59,637.24	97547103	512960	1
4000	CUSTODIAN	LORENZO	NICHOLAS	56,363.84	91547103	512960	1
4000	CUSTODIAN	SORDIFF	STEPHEN	54,146.30	98047103	512960	1
4000	CUSTODIAN	MITCHELL	KIMBERLY	55,546.66	95447103	512960	1
4000	CUSTODIAN	LAWRENSON	JONATHAN	56,299.88	98447103	512960	1
4000	CUSTODIAN	SILVA	DANIEL	56,607.20	93547103	512960	1
4000	CUSTODIAN	OUELLETTE	JAMES	57,841.42	96047103	512960	1
4000	CUSTODIAN	KEENAN	MICHAEL	56,607.20	99247103	512960	1
4000	CUSTODIAN	RODRIGUEZ	ISAIAS	62,076.30	98947103	512960	1
4000	CUSTODIAN	FIGUEROA	PEDRO	54,146.30	98347103	512960	1
4000	CUSTODIAN	SINGER	GARRETT	56,299.88	95047103	512960	1
4000	CUSTODIAN	BLANCHETTE	DONALD	57,841.42	90247103	512960	1
4000	CUSTODIAN	QUINTAL	DEREK	62,076.30	94047103	512960	1
4000	CUSTODIAN	SILVA	NICHOLAS	57,088.20	91847103	512960	1

Salaries listed are for budgeting purposes only & reflect the salaries as of FY24 since there are no collective bargaining agreements in place after 6/30/24

DESE FUNCTION CODE	JOB	LAST NAME	FIRST NAME	ASAL	ORG	OBJECT	FTE
4000	CUSTODIAN	FEEHAN	JAMES	57,088.20	98747103	512960	1
4000	CUSTODIAN	TAPIA	MARITZA	57,841.42	99047103	512960	1
4000	CUSTODIAN	PSALEDAKIS	JONATHAN	57,841.42	99047103	512960	1
4000	CUSTODIAN	HERNANDEZ	MARIO	51,627.16	99047103	512960	1
4000	CUSTODIAN	CARNEY	SEAN	57,088.20	98647103	512960	1
4000	CUSTODIAN	BOUMEL	RICHARD	55,546.66	98647103	512960	1
4000	CUSTODIAN	ESTEVEZ	FREDDY	62,076.30	98647103	512960	1
4000	CUSTODIAN	NORDSTROM	ZACHARY	54,004.60	91847103	512960	1
4000	CUSTODIAN	TORRES GONZALEZ	ALEJANDRO	57,088.20	98447103	512960	1
4000	CUSTODIAN	RUNION	MICHAEL	62,076.30	95547103	512960	1
4000	CUSTODIAN	TOBIN	JASON	57,088.20	94047103	512960	1
4000	CUSTODIAN	JENSEN	THOMAS	55,546.66	96047103	512960	1
4000	CUSTODIAN	MORALES	LUIS	54,566.72	99047103	512960	1
4000	CUSTODIAN	GRIFFIN	ROBERT	62,076.30	90247103	512960	1
4000	CUSTODIAN	TRAN	CONG THIEN	57,088.20	98547103	512960	1
4000	CUSTODIAN	WALSH	GERALD	57,088.20	94047103	512960	1
4000	CUSTODIAN	MORO	LAZARO	57,088.20	99047103	512960	1
4000	CUSTODIAN	RIVERA BAEZ	FELIX	55,546.66	93647103	512960	1
4000	CUSTODIAN	FAULKNER	WILLIAM	57,088.20	99047103	512960	1
4000	CUSTODIAN	PRATT	MARC	57,088.20	98447103	512960	1
4000	CUSTODIAN	MOORE	HEATHER	57,088.20	99047103	512960	1
4000	CUSTODIAN	RUDY	DILLON	57,088.20	98947103	512960	1
4000	CUSTODIAN	KIRWIN	JOSEPH	57,088.20	98547103	512960	1
4000	CUSTODIAN	JALBERT	MARKUS	57,088.20	95047103	512960	1
4000	CUSTODIAN	DEVITTO	FRED	57,088.20	92047103	512960	1
4000	CUSTODIAN	SPINNEY	ABRAM	55,688.10	98347103	512960	1
4000	CUSTODIAN	CLOUGH	MAGAN	55,688.10	99047103	512960	1
4000	CUSTODIAN	AYBAR	MARIO	54,453.88	91947103	512960	1
4000	CUSTODIAN	HART	DEREK	56,958.98	98047103	512960	1
4000	CUSTODIAN	BELLEROSE	ERIC	54,146.30	99047103	512960	1
4000	CUSTODIAN	PEREZ	MANUEL	55,688.10	98047103	512960	1
4000	CUSTODIAN	CENTENO	ANTONIO	56,958.98	91247103	512960	1
4000	CUSTODIAN	GIURLEO	JACK	54,566.72	98847103	512903	1
4000	CUSTODIAN	SLOWE	MICHAEL	55,688.10	92047103	512960	1
4000	CUSTODIAN	CLARK	JOHN	55,688.10	98647103	512960	1

Salaries listed are for budgeting purposes only & reflect the salaries as of FY24 since there are no collective bargaining agreements in place after 6/30/24

DESE FUNCTION CODE	JOB	LAST NAME	FIRST NAME	ASAL	ORG	OBJECT	FTE
4000	CUSTODIAN	REBELO	REBECCA	54,146.30	98747103	512960	1
4000	CUSTODIAN	SANTIAGO	FELICIA	55,688.10	99047103	512960	1
4000	CUSTODIAN	COTTRELL	MATTHEW	54,146.30	95547103	512960	1
4000	CUSTODIAN	RAMOS	RILEY	53,024.92	98947103	512960	1
4000	CUSTODIAN	GERMAN	LEONIDAS	54,566.72	99047103	512960	1
4000	CUSTODIAN	CIACCIO	ANTHONY	53,024.92	98847103	512960	1
4000	CUSTODIAN	ZEPKOSKI	MICHAEL	56,363.84	93047103	512960	1
4000	CUSTODIAN	CRUZ	NELSY	53,168.96	99047103	512960	1
4000	CUSTODIAN	RYAN	WILLIAM	54,566.72	93647103	512960	1
4000	CUSTODIAN	ROBLES	DAVID	50,085.36	97547103	512960	1
4000	CUSTODIAN	CLARK	MATTHEW	53,168.96	91547103	512960	1
4000	CUSTODIAN	COHAN	ELIZABETH	53,168.96	98847103	512960	1
4000	CUSTODIAN	OBRIEN	RAYMOND	50,085.36	93047103	512960	1
4000	CUSTODIAN	RODRIGUEZ	LUIS	50,085.36	98847103	512960	1
4000	CUSTODIAN	GOULETTE	LIAM	51,627.16	99047103	512960	1
4000	CUSTODIAN	DOLAN	KEVIN	51,934.74	99347103	512960	1
4000	CUSTODIAN	BERNARDINI	DAVID	53,168.96	97547103	512960	1
4000	CUSTODIAN	JAVIER	CASIMIRO	53,168.96	99047103	512960	1
4000	DIRECTOR OF OPERATIONS & MAINTENANCE	UNDERWOOD	RICHARD	107,280.66	99347103	512906	1
4000	SECURITY GUARD	MITCHELL	PARIS	52,604.50	99041403	512915	1
4000	SECURITY GUARD	SMITH	FREDERICK	50,085.36	99041403	512915	1
4000	SECURITY GUARD	KING	KELLEY	56,553.64	99041403	512915	1
4000	SECURITY GUARD	CRUZ	LUIS	54,004.60	99041403	512915	1
4000	SECURITY GUARD	LESSARD	DANIELLE	56,553.64	99041403	512915	1
4000	SECURITY GUARD	NUNEZ	JESUS	52,604.50	99041403	512915	1
4000	SECURITY GUARD	ARMSTRONG	KENNETH	54,757.82	93541408	512915	1
4000	SECURITY GUARD	HARVEY	DEBORAH	54,004.60	99041403	512915	1
4000	SECURITY GUARD	GOMES	ANTHONY	54,004.60	99041403	512915	1
4000	SECURITY GUARD	VILLANUEVA	JUSTIN	50,085.36	99041403	512915	1
4000	SECURITY GUARD	ZULUAGA	FREDDY	52,604.50	99041403	512915	1
4000	SECURITY GUARD	OJUNGA	EGAN	50,085.36	99041403	512915	1
4000	SECURITY GUARD	THOMAS	ANTWAN	51,483.12	99041403	512915	1
4000	SECURITY GUARD	MANOIAN	JACOB	50,085.36	99041403	512915	1

Salaries listed are for budgeting purposes only & reflect the salaries as of FY24 since there are no collective bargaining agreements in place after 6/30/24

**SECTION 7:  
GRANT STAFF  
SALARIES**

DESE FUNCTION CODE	JOB	LAST NAME	FIRST NAME	ASAL	ORG	OBJECT	FTE
1410	INTERNAL AUDITOR	DUPONT	AMANDA	38,834.00	TBD	TBD	0.5
1410	ADMINISTRATIVE ASSISTANT	MARRERO	GLADYS	58,972.89	16510005	511000	1
1410	ADMINISTRATIVE ASSISTANT	MAGUIRE	JEANNE	64,306.06	16820010	511000	1
1410	ADMINISTRATIVE ASSISTANT	NUON	NAVEY	59,891.54	16040040	511000	1
1410	ADMINISTRATIVE ASSISTANT	CRUZ	TAMARA	57,897.77	16110020	511000	1
1410	ADMINISTRATIVE ASSISTANT	RAMOS	PAYTON	62,764.19	16040040	511000	1
1410	ADMINISTRATIVE ASSISTANT	LAWRENCE	LETOYA	61,233.99	16040040	511000	1
1410	ADMINISTRATIVE ASSISTANT	CANDELORO	DEBRA	50,103.01	16040040	511000	1
1410	GRANT MANAGER SCHOOLS	MULDOON	DINA	77,067.00	16040040	511000	1
1430	STAFF COUNSEL FOR STUDENT SERVICES	MOSHER CANTY	JANE	63,805.45	16040040	511000	0.5
1450	STUDENT DATA ANALYST	FAHEY	MARGARET	63,750.00	16040040	511000	1
2110	COORDINATOR OF ENGLISH LANG	SOUSA	AIMEE	128,629.26	16780008	512141	1
2110	COORDINATOR OF SPECIAL PROGRAM	DUDA	REBECCA	137,194.16	16820010	511200	1
2110	ELA SUPPORT SPECIALIST	STEC	JILL	115,313.57	16040040	512141	1
2110	READING SPECIALIST	STEELE	LYNNE	105,679.75	16040040	512141	1
2110	READING SPECIALIST	CURLEY	BEATRIZ	114,012.50	16040040	512141	1
2110	READING SPECIALIST	HUGO	CATHERINE	105,054.57	16040040	512923	1
2110	READING SPECIALIST	PETITPAS	ALYSSE	99,153.87	16040040	512141	1
2110	EARLY CHILDHOOD SPECIALIST	HUESTON	ANNA	37,921.56	99339004	512112	0.5
2120	DEPARTMENT CHAIR - SPED	CARBONE	ALLYSON	133,462.80	16110020	511200	1
2200	ALTERNATIVE SCHOOL COORD	CUNEO	CAROLYN	126,215.41	16110020	511200	1
2200	ASSISTANT PRINCIPAL	GOBBI	ANDREA	132,470.42	16990001	511200	1
2305	TEACHER	KEOHANE	BETHANY	106,882.33	16990001	512141	1
2305	TEACHER	BROWN	COLLEEN	111,997.51	16990001	512141	1
2305	TEACHER	JUBINVILLE	ROBIN	99,430.74	16990001	512141	1
2305	TEACHER	MAGGIO	GUSEPPINA	109,440.98	16790008	512141	1

Salaries listed are for budgeting purposes only & reflect the salaries as of FY24 since there are no collective bargaining agreements in place after 6/30/24

DESE FUNCTION CODE	JOB	LAST NAME	FIRST NAME	ASAL	ORG	OBJECT	FTE
2305	TEACHER	GEARY MARSHALL	SUZANNE	94,257.22	16560005	512141	1
2305	TEACHER	WILLIAMS	JEANANN	89,230.09	16990001	512141	1
2305	TEACHER	GRAZIANI	NANCY	92,227.91	16990001	512141	1
2305	TEACHER	BRADFIELD	DEBORA	69,912.92	16990001	512141	1
2305	TEACHER	PERRON	ROBIN	83,411.07	16560005	512141	1
2305	TEACHER	HARRIS	KATHLEEN	90,952.30	16990001	512141	1
2305	TEACHER	WOODCOX	SAVANNAH	79,882.32	16990001	512141	1
2305	TEACHER	DONOGHUE	CHRISTINE	83,834.62	16990001	512141	1
2320	BEHAVIOR SPECIALIST	ANDERSON	MARK	94,390.19	16990001	512141	1
2320	POSITIVE BEHAVIOR RESOURCE TEACHER	JARVIS	STEPHEN	103,294.26	16990001	512141	1
2320	POSITIVE BEHAVIOR RESOURCE TEACHER	LEVENE	REBECCA	59,552.62	16990001	512141	1
2320	POSITIVE BEHAVIOR RESOURCE TEACHER	DELWORTH	LESLIE	78,386.59	16990001	512141	1
2320	EVALUATION TEAM CHAIRPERSON	MENDONCA	LISA	105,544.66	16110020	512141	1
2320	PROJECT COORDINATOR	KILFOYLE	MARY	105,347.88	16110020	512141	1
2320	PROJECT MANAGER SCHOOL GRANT	ROBINSON	ERICA	96,000.00	11680005	511200	1
2320	BOARD CERTIFIED BEHAVIOR SPECIALIST	MCHALE	MOLLY	110,472.08	16110020	512141	1
2320	BOARD CERTIFIED BEHAVIOR SPECIALIST	MALBOEUF	MARISSA	110,472.08	16110020	512141	1
2320	BOARD CERTIFIED BEHAVIOR SPECIALIST	LORETTE	CANDICE	114,168.44	16990001	512141	1
2330	PARAPROFESSIONAL	COTE	JOAN	41,387.52	16990001	512958	1
2330	PARAPROFESSIONAL	SEZINE	CLAUDINEIA	48,021.60	16110020	512958	1
2330	PARAPROFESSIONAL	RAMOS	NANCY	33,117.36	16110020	512958	1
2330	PARAPROFESSIONAL	MISTRY	AMITA	45,367.56	16110020	512958	1
2330	PARAPROFESSIONAL	FEBO	SANDRA	42,134.16	16990001	512958	1
2330	PARAPROFESSIONAL	DION KING	STACEY	44,123.16	16990001	512958	1
2330	PARAPROFESSIONAL	FREKER	LISA	42,134.16	16990001	512141	1
2330	PARAPROFESSIONAL	WENNAH	ALOUSIOUS	39,023.16	16110020	512958	1
2330	PARAPROFESSIONAL	CONROY	JULIE	36,369.12	16110020	512958	1
2330	PARAPROFESSIONAL	NEWELL	DENISE	44,290.44	16990001	512958	1
2330	PARAPROFESSIONAL	MCPHILLIPS	KAREN	44,811.66	16990001	512958	1
2330	PARAPROFESSIONAL	GAY	PATRICIA	47,938.98	16040040	512923	1

Salaries listed are for budgeting purposes only & reflect the salaries as of FY24 since there are no collective bargaining agreements in place after 6/30/24

DESE FUNCTION CODE	JOB	LAST NAME	FIRST NAME	ASAL	ORG	OBJECT	FTE
2330	PARAPROFESSIONAL	LEAL SALLES	MALINDA	44,290.44	16990001	512958	1
2330	PARAPROFESSIONAL	BRODEUR	GAIL	47,856.36	16110020	512958	1
2330	PARAPROFESSIONAL	JAYNES	COLLEEN	30,638.76	16110020	512958	1
2330	PARAPROFESSIONAL	COHN	EMILY	36,369.12	16990001	512958	1
2330	PARAPROFESSIONAL	RYAN	TRICIA	33,623.28	16110020	512958	1
2330	PARAPROFESSIONAL	KENNEDY	NOREEN	36,369.12	16110020	512958	1
2330	PARAPROFESSIONAL	SOK	ROSINA	39,023.16	16110020	512958	1
2330	PARAPROFESSIONAL	OEUR	EMILY	35,785.68	16110020	512958	1
2330	PARAPROFESSIONAL	DALRYMPLE	SHERRY	35,566.38	16990001	512958	1
2330	PARAPROFESSIONAL	MOLA	SAPNA	37,884.84	16110020	512958	1
2330	PARAPROFESSIONAL	ATHANASATOS	KAYLA	37,884.84	16990001	512958	1
2330	PARAPROFESSIONAL	HICKMAN	CHRISTOPHER	35,566.38	16990001	512958	1
2330	PARAPROFESSIONAL	PHAUK	JOHNNY	39,023.16	16110020	512958	1
2330	PARAPROFESSIONAL	MCDERMOTT	EDWARD	35,295.06	16110020	512958	1
2330	PARAPROFESSIONAL	GABER	HOWAIDA	36,369.12	16990001	511000	1
2330	PARAPROFESSIONAL	ABREU	JOSIAS	39,023.16	16990001	512958	1
2330	PARAPROFESSIONAL	DURAND	RAYANN	37,294.26	16990001	512958	1
2330	PARAPROFESSIONAL	CORREA	DANIELA	34,640.22	16990001	512958	1
2330	PARAPROFESSIONAL	MAHDI	SURA	32,532.90	16990001	512958	1
2330	PARAPROFESSIONAL	AMIN	SHAMIMA	27,984.72	16110020	512958	1
2330	PARAPROFESSIONAL	GLEBA	KRIS	39,023.16	16990001	512958	1
2330	PARAPROFESSIONAL	NEWELL	TIMOTHY	36,369.12	16110020	512958	1
2330	PARAPROFESSIONAL	SAAH	KUMBA	31,756.00	16110020	512958	1
2330	PARAPROFESSIONAL	MAGHDAOUI	ASMAA	39,023.16	16110020	512958	1
2330	PARAPROFESSIONAL	POLYZOS	ELENI	30,638.76	16110020	512958	1
2330	PARAPROFESSIONAL	HWANG	YOUNGJOO	36,369.12	16110020	512958	1
2330	PARAPROFESSIONAL	KHAN	MAHMUDA	35,785.68	16990001	512958	1
2330	PARAPROFESSIONAL	METHERALL	CHRISTINA	39,023.16	16110020	512958	1
2330	PARAPROFESSIONAL	SECCHIAROLI	BIANCA	29,927.82	16110020	512958	1
2330	PARAPROFESSIONAL	MCCORMACK	KYHLIE	32,745.06	16990001	512958	1
2330	PARAPROFESSIONAL	LAWRENCE	TINA	31,066.14	16110020	512958	1
2330	PARAPROFESSIONAL	MCANESPIE	DANIEL	33,623.28	16110020	512958	1

Salaries listed are for budgeting purposes only & reflect the salaries as of FY24 since there are no collective bargaining agreements in place after 6/30/24



DESE FUNCTION CODE	JOB	LAST NAME	FIRST NAME	ASAL	ORG	OBJECT	FTE
2330	PARAPROFESSIONAL	RODRIGUEZ	MICHELLE	29,878.86	16110020	512958	1
2330	PARAPROFESSIONAL	JELOVAC	ANDREA	31,066.14	16990001	512958	1
2330	PARAPROFESSIONAL	CHARTIER	BAILEY	33,623.28	16110020	512958	1
2330	PARAPROFESSIONAL	GRILLAKIS	JOANNE	36,369.12	16990001	512958	1
2330	PARAPROFESSIONAL	FAIAS	TIFFANY	28,411.08	16990001	512958	1
2330	PARAPROFESSIONAL	HERNANDEZ	JONATHAN	31,066.14	16990001	512958	1
2330	PARAPROFESSIONAL	GLENN	KIMBERLY	28,411.08	16990001	512958	1
2330	PARAPROFESSIONAL	HURLEY	KEVIN	37,884.84	16110020	512958	1
2330	PARAPROFESSIONAL	TAVARES	COLLEEN	28,411.08	16990001	512958	1
2330	PARAPROFESSIONAL	RIVERA	MADELINE	28,411.08	16990001	512958	1
2330	PARAPROFESSIONAL	COTTO OCASIO	KARILYN	29,878.86	16990001	511000	1
2330	PARAPROFESSIONAL	DEXTER	MARANJELY	28,411.08	16110020	512958	1
2330	PARAPROFESSIONAL	SHEEHAN	KIMBERLY	28,704.84	16990001	511000	1
2330	PARAPROFESSIONAL	CORCORAN	COLLEEN	28,411.08	16990001	512958	1
2330	PARAPROFESSIONAL	ALAI	SOUAD	28,411.08	16110020	512958	1
2330	PARAPROFESSIONAL	MAKARA	EMILY	39,023.16	16110020	512958	1
2330	PARAPROFESSIONAL	BOULES	MARIEM	36,277.32	16110020	512958	1
2330	PARAPROFESSIONAL	MILINAZZO	AMANDA	30,638.76	16110020	512958	1
2330	PARAPROFESSIONAL	BETANCURT	JACLYN	29,425.98	16990001	512958	1
2330	PARAPROFESSIONAL	AGUIAR	FABIANA	27,984.72	16990001	511000	1
2330	PARAPROFESSIONAL	SINCLAIR	LINDSAY	36,277.32	16990001	512958	1
2330	PARAPROFESSIONAL	ROSA	CHRISTIE	30,638.76	16110020	512958	1
2330	PARAPROFESSIONAL	DOWNS	MARIA	32,080.02	16110020	512958	1
2330	PARAPROFESSIONAL	RIVERA	JENNIFER	33,623.28	16990001	511000	1
2330	PARAPROFESSIONAL	BOOTH	BRANNON	32,080.02	16990001	512958	1
2330	PARAPROFESSIONAL	PIMENTEL	NARA	33,520.26	16990001	512958	1
2330	PARAPROFESSIONAL	FRANCIS	KAYLA	33,623.28	16990001	512958	1
2330	PARAPROFESSIONAL	TWINE	SELENA	36,277.32	16990001	512958	1
2330	PARAPROFESSIONAL	DOHERTY	PAUL	29,502.48	16990001	512958	1
2330	PARAPROFESSIONAL	TRINIDAD	JOANNA	30,638.76	16110020	512958	1
2330	PARAPROFESSIONAL	CRUZ	JESSENIA	30,638.76	16110020	512958	1
2330	PARAPROFESSIONAL	CARON	MICHELLE	36,277.32	16110020	512958	1

Salaries listed are for budgeting purposes only & reflect the salaries as of FY24 since there are no collective bargaining agreements in place after 6/30/24



DESE FUNCTION CODE	JOB	LAST NAME	FIRST NAME	ASAL	ORG	OBJECT	FTE
2330	PARAPROFESSIONAL	MELENDEZ	ANTHONY	27,984.72	16110020	512958	1
2352	ASST. EARLY CHILDHOOD COORD.	LACROIX	SUSAN	104,480.15	16560005	511200	1
2352	INSTRUCTIONAL SPECIALIST	DRISCOLL	MELISSA	107,290.74	16040040	512141	1
2352	INSTRUCTIONAL SPECIALIST	MACLEOD	SUSAN	107,290.74	16040040	512141	1
2352	INSTRUCTIONAL SPECIALIST	MOISAKIS	LISA	107,290.74	16040040	512141	1
2352	INSTRUCTIONAL SPECIALIST	BUCHANAN	JULIE	114,011.72	16040040	512141	1
2352	INSTRUCTIONAL SPECIALIST	DASILVA	ANABELA	110,510.80	16040040	512141	1
2352	INSTRUCTIONAL SPECIALIST	LESNIAK	LAURA	115,618.88	16040040	512141	1
2352	INSTRUCTIONAL SPECIALIST	GOLNER	LISA	105,927.61	16040040	512141	1
2352	INSTRUCTIONAL SPECIALIST	SILVA	STEPHEN	105,679.38	16040040	512141	1
2352	INSTRUCTIONAL SPECIALIST	GREGOIRE	WENDY	105,679.38	16040040	512141	1
2352	INSTRUCTIONAL SPECIALIST	POULIOT	CHARLES	109,178.96	16040040	512141	1
2352	INSTRUCTIONAL SPECIALIST	CARROLL	SHEILA	109,178.96	16040040	512141	1
2352	INSTRUCTIONAL SPECIALIST	OTIS	HEIDI	106,505.22	16040040	512141	1
2352	INSTRUCTIONAL SPECIALIST	HICKOK	MAGHAN	99,153.87	16040040	512141	1
2352	INSTRUCTIONAL SPECIALIST	HUBER	DANA	103,003.52	16040040	512141	1
2352	INSTRUCTIONAL SPECIALIST	ROBINSON	JESSICA	99,153.87	16040040	512141	1
2352	INSTRUCTIONAL SPECIALIST	SALMON	JENNIFER	106,505.22	16040040	512141	1
2352	INSTRUCTIONAL SPECIALIST	BERKMAN	LAUREN	100,029.56	16040040	512141	1
2710	GUIDANCE	MELE	ARIANNA	103,141.42	16990001	512141	1
2710	GUIDANCE	FREKER	ASHLEY	99,290.19	16990001	512141	1
2800	DIRECTOR OF MENTAL HEALTH	ROSENSHINE	ANDREW	132,988.09	16990001	511200	1
2800	SOCIAL WORKER	MCKAY	KRISTIN	103,169.16	16110020	512141	1
2800	SOCIAL WORKER	OCONNOR	KRISTEN	71,520.03	16990001	512141	1
2800	SOCIAL WORKER	MARSHALL	TAMI	103,171.65	16990001	512141	1
2800	SOCIAL WORKER	QIRJAZI	HARIKLEA	103,171.65	16990001	512141	1
2800	SOCIAL WORKER	GAUTHIER	DEVLIN	101,148.68	16990001	512141	1
2800	SOCIAL WORKER	SULLIVAN	KAREN	103,171.65	16990001	512141	1
2800	SOCIAL WORKER	KWAKYE	MAGDALENE	103,169.16	16990001	512141	1

Salaries listed are for budgeting purposes only & reflect the salaries as of FY24 since there are no collective bargaining agreements in place after 6/30/24

DESE FUNCTION CODE	JOB	LAST NAME	FIRST NAME	ASAL	ORG	OBJECT	FTE
3000	ADULT ED STDNT ADV & CMNTY FCL	GIRALDO	ADRIANA	71,909.88	16510005	512141	1
3000	ESOL REGISTRAR	PEARSON	AMANDA	56,466.75	16510005	512141	1
3000	ASE REGISTRAR	WATERHOUSE	SARAH	56,467.58	16510005	512141	1
3100	BILIINGUAL FAMILY LIASON	AGOSTINHO	ROBERTA	53,762.77	16040040	511000	1
3100	BILIINGUAL FAMILY LIASON	QUINTERO	BEATRIZ	53,762.77	16040040	511000	1
3100	BILIINGUAL FAMILY LIASON	SANTOS DEMOS	VANESSA	53,762.77	16040040	511000	1
3100	BILINGUAL FAMILY LIASON LEAD	HUSSAINI	BAHARA	65,000.00	16040040	511000	1
3100	PARENT LIASON	SUY	SOKUNTHEA	44,179.34	15700005	512141	1
3100	PARENT LIASON	BRITO	MADELINE	44,179.34	15700005	512141	1
3100	PARENT LIASON	SARATH	MECHNA	44,179.34	15700005	512141	1
3100	PARENT LIASON	PICANCO	MARA	44,179.34	16990001	511000	1
3100	PARENT LIASON	TIRU ORTIZ	ELIZABETH	34,305.58	15700005	512141	1
3100	PARENT LIASON	DEMORAES	LIRA	44,179.34	16040040	511000	1
3100	MCKINNEY VENTO FAMILY LIASON	VEGA	KIANA	48,000.00	16150005	511000	1
3100	SPED FAMILY ADVOCATE	PORTER	KIMBERLY	62,671.90	99320106	512924	1
3200	NURSE	FOLEY	LEA	54,302.72	16110020	512141	1
3200	NURSE	GASPARI	MARIANNE	54,302.72	16110020	512141	1
3200	NURSE	HOEY	ANDREA	53,237.96	16110020	512141	1
3200	DISTRICT SUPPORT	COFFEY	DEIRDRE	112,831.30	16780008	512141	1
4000	SECURITY GUARD	CALLAHAN	BRYAN	52,604.50	16990001	511000	1

Salaries listed are for budgeting purposes only & reflect the salaries as of FY24 since there are no collective bargaining agreements in place after 6/30/24