

## Preschool Learning at Home Schedule

Content Area	Time Suggestion
<b>Read Aloud (watch or listen to books read aloud)</b>	<b>20 minutes</b>
<b>Computer or Technology (Classroom initiated or content in one or two of the areas listed below)</b>	<b>20 minutes</b>
<b>Mathematics</b>	<b>20 minutes</b>
<b>Physical Activity</b>	<b>20 minutes</b>
<b>Letter Play, Songs, or Phonemic Awareness</b>	<b>20 minutes</b>
<b>Science, Social Studies, or Social Emotional Learning</b>	<b>20 minutes</b>
<b>Fine Motor Activity (manipulative, drawing, writing)</b>	<b>20 minutes</b>
<b>Creative Arts (art, music, dance, yoga)</b>	<b>20 minutes</b>

Each week, the Remote Learning Plan for Preschool will consist of one hour of structured activity consisting of three or four activities within the content areas listed above. The Early Childhood Department has placed a visual schedule on the Preschool Home Page to provide preschool parents with options for a full day of schedule including home routines.

### Remote Instruction:

➤ Your child's teacher will be reaching out to schedule times to check in with your child and discuss options for remote learning. Some of these options may include communicating via email, Google Classroom, DOJO, Remind, or other platforms, or having check in sessions with students via Zoom or Google Hangouts. These will vary by class and school. Your child's teacher and school will communicate this information directly to families.

### Weekly Assignments:

➤ Each week students will receive activities to enhance remote learning. These activities will vary across content areas and provide additional options for children and their families to enhance learning at home.

Our youngest learners will benefit from Read Alouds with parents or older siblings. Alternatively, you may want to visit Lowell Public School's website: Read Alouds the Cardinal O'Connell School has many stories appropriate for young children posted on the website. You can find a list of books Read Aloud by Lowell Public School Educators at <https://www.lowell.k12.ma.us/Page/3777>

We encourage families to review *Preschool Learning at Home Packets* and select activities that support early learning across content areas. Families are not required to submit work to their teachers for preschool, but our teachers would be happy to hear from families regarding student's participation in activities through email, pictures or other platforms.

For students receiving special education services, activities will be modified through collaboration between classroom teacher and special education teacher. You may want to consider exploring online learning opportunities suggested by your child's teacher, found in the *Preschool Learning Packet* or posted on LPS web page. These assignments are optional.

➤ **Virtual meeting** – Your child's teacher will contact you regarding the details and times available for virtual meetings. Participation in these meetings is optional for children and families. For students receiving pull-out special education services, special education service providers will have a different set of times available to connect with the students whom they service, as appropriate.









We encourage families to develop their own schedule that works with their own unique circumstances. We encourage you to participate in remote instruction, that you feel comfortable with and the corresponding activities. The virtual meeting opportunity times may provide your child with an opportunity to see friend from school while engaging in joint activities with his/her teacher. Create a schedule for that week that makes sense for your family and supports your child's learning. Many children do best with predictable routines and expectations. You may want to use the visual schedule below to help you and your child establish a routine that meet the need of family while children are not in school.

Preschool Learning at Home Schedule

Daily Visual Schedule

Everyone's schedule and family lives are different, so you can insert times that work best for you. With some parent focused attention (fifteen minutes) and set up help, children can then be independent

During project time, indoor play, and quiet time. Choose activities that will be fun for you and/or your child.

Time	Activity
Morning	<p style="text-align: center;"><b>Breakfast</b></p> 
Morning	<div style="display: flex; justify-content: space-around;"> <div style="text-align: center;">  <p><b>Brush teeth</b></p> </div> <div style="text-align: center;">  <p><b>help clean-up</b></p> </div> </div>
Morning	<div style="display: flex; justify-content: space-around;"> <div style="text-align: center;"> <p><b>Story time</b></p>  </div> <div style="text-align: center;"> <p><b>draw and write</b></p>  </div> </div>
Morning	<p><b>Go outside</b></p> <div style="display: flex; justify-content: space-around;">   </div>
Morning	<p><b>Project time – clean up when done</b></p> <div style="display: flex; justify-content: space-around;">   </div>

Preschool Learning at Home Schedule

Afternoon

Lunch and help around the house



Afternoon

Quiet time and outdoor play



Afternoon

Play and learning - clean up when done



Afternoon

sing and dance



Afternoon

Clean up your toys and help around the house



# Remote Learning Outline for Families Preschool

<b>Evening</b>	<b>Dinner</b> 
<b>Evening</b>	<b>Family time</b>  
<b>Evening</b>	<b>Bedtime story</b>  <b>Goodnight</b> 

# Remote Learning Outline for Families Preschool

<https://www.somervilleearlyed.com/schoolhomecurriculum>