

Grade 4 ELA

Reading, Listening, and Reading Online

Students in Grade 4 should be reading for 20 minutes or more each day. They can read or be read to by family or any of these great resources online.

May we recommend a few favorites:



[Storyline Online](#): Streams videos featuring celebrated actors reading aloud favorite picture books.

[Read, Wonder, and Learn](#): Favorite Authors and Illustrators share resources for learning anywhere.

[Authors Everywhere!](#): Write, Draw, Create, Community of read alouds, art projects, learning from celebrated authors and illustrators.

[Kid Lit TV](#): Favorite Books Read Aloud

[Storytime Read Alouds](#): Favorite Books Read Aloud

[Unite for Literacy](#): Free digital access to picture books in many languages

[Storytime from Space](#): Astronauts reading aloud from space.

[Overdrive](#): Access free ebooks, audiobooks, and more using your library card.

Talking about Books

Talk about your books with your family. You can retell what you read. Use these stems to help you...

"This reminds me of..."

"I wonder..."

"The theme was..."

"One thing I learned is..."













"The character was..."

"This makes me realize..."

Play reading bingo. Will you win?



Mark each space you complete. Can you get bingo? Can you fill the entire card?

B	I	N	G	O
Read a graphic novel or comic book 	Read a magazine for kids	Read a chapter book	Read with a flashlight 	Read aloud to a family member
Listen to an audio book	Read to a sibling or friend	Read the instructions to a game. Then play it! 	Swap a book with a friend; read it	Read a book when it is raining outside 
Read for 20 minutes in a comfy chair 	Read a poem 	Read a nonfiction book	Read a book that is also a TV show or movie 	Got to the library and pick out 3 books to read
Read a story and tell someone about the main characters	Read a book with someone and take turns reading pages	Read a book with a 1-word title 	Read a book electronically	Read a book outside on a sunny day 
Read a book that has won an award 	Read a funny book	Read a book you love 	Read the first book in a series	Read a book based on a superhero 

Writing Activities

- Write a realistic fiction story. Don't forget to add details. Show some of your feelings. Add some dialogue. What did your characters say? How did they feel?
- Make an informational Book. You can write many chapters about your favorite topics or research and choose a new one. Be sure to use text features like pictures, labels, captions, and diagrams. Make sure you use expert language like important vocabulary.
- Write a letter, or a speech, or an essay. What is something that you feel strongly about? Plan it using boxes and bullets. You can even do some research to learn more.

BOXES & BULLETS
A TOOL FOR ORGANIZING ESSAYS

CLAIM/THEISIS: _____

REASON #1:

- EVIDENCE-
- EVIDENCE-
- EVIDENCE-

REASON #2:

- EVIDENCE-
- EVIDENCE-
- EVIDENCE-

REASON #3:

- EVIDENCE-
- EVIDENCE-
- EVIDENCE-

- Compare two books, a book and a movie, a book and an article on the same topic. How are they alike? How are they different? What can they teach you?
- Write a graphic novel. What images will you add? What words?

Vocabulary

- Choose 5 new words in each book or article you read. Practice using them with your family.
- Write sentences that have more than 6 words. Try a 7 word sentence. 8 words? 10 words? Be sure it makes sense.
- Challenge your family to see who can learn the most new words each day. Get a point every time you use a new word. Who will win?
- Play Scrabble or Words with Friends or Boggle or another word game.