


Lowell Public Schools  
Office of Teaching and Learning  
Henry J. Mroz Administration Office  
155 Merrimack Street  
Lowell, Massachusetts 01852




## Get Ready for 1<sup>st</sup> Grade! Summer Mathematics Activities 2024

Dear Guardian and Student,

Just like reading, regular practice over the summer with math will help your child prepare for entering the next grade. Please use the math activity list to have fun talking and doing mathematics together! Remember to always ask your child, “How did you figure it out?”

To use the math activity list:

- This summer try to complete the number of activities recommended for your grade level.
- When you complete an activity, write down on the log on the back of this sheet which activity you did. You can also record your activities on [this electronic form](#).
- Bring the log back to your new teacher in September.
  
- When you see this symbol,  choose 1 or more activities from page 2.
- Some helpful materials to have around:
  - A folder for these papers
  - Blank paper
  - A pencil
  - A deck of playing cards with the kings, queens, and jacks taken out
  - A pair of dice
  - Crayons
  - Coins

**Have a great summer vacation!**

Sincerely,

Chief Academic Officer  
Lowell Public Schools

Activity #	Date Completed	Description of Activity
Example	7/2/24	The Math Problem about drawing 2 dogs. <i>OR</i> choice activity, like Candy Land...
#1		
#2		
#3		
#4		
#5		
#6		
#7		
#8		
#9		
#10		
#11		
#12		
#13		
#14		
#15		
#16		
#17		
#18		
#19		
#20		

## Summer Math Activity Log

















Activity log for student entering grade \_\_\_\_\_. Record the dates and descriptions of the math activities you complete. Bring this log back to your new teacher in August. Or you may record your activities on [this electronic form](#).

**Student's Name:** \_\_\_\_\_

**Parent Signature:** \_\_\_\_\_

# Get Ready for Grade 1: Math Activities

Complete at least 15 math activities this summer. Each time, choose an activity from the boxes below - or from the back. Cross off a box when you do it and record the activity on your math log.

<p>Draw a picture to show this problem: I have 3 cookies and my sister has 4 cookies. How many cookies do we have together?</p>	<p>Choose from the back!</p> 	<p>Draw, label, and color shapes to make a Fourth of July picture.</p>	<p>Choose from the back!</p> 	<p>Choose from the back!</p> 
<p>Choose from the back!</p> 	<p>Do counting jumps. Count to 20 and back again.</p>	<p>Choose from the back!</p> 	<p>Draw a picture of 2 dogs. How many legs?</p>	<p>Choose from the back!</p> 
<p>Write numbers from 0 to as high as you can in no more than one minute</p>	<p>Choose from the back!</p> 	<p>Measure a table with spoons and then with forks. Which did you need more of? Why?</p>	<p>Choose from the back!</p> 	<p>Do jumping jacks as you count up by tens to 50 and back down to 0.</p>
<p>Choose from the back!</p> 	<p>Go on a shape scavenger hunt. Find as many rectangles, triangles, and circles as you can.</p>	<p>Choose from the back!</p> 	<p>Draw 7 objects. Add 3 more objects to the picture. Count the objects. How many do you have now?</p>	<p>Choose from the back!</p> 
<p>Draw 3 cats and 2 dogs. How many tails? How many eyes?</p>	<p>Choose from the back!</p> 	<p>Measure the route from your bathroom to your bed. Walk heel to toe, and count your steps.</p>	<p>Practice counting from numbers other than 1. Start at 4. Start at 17. Start at 32. Can you count backwards from 17 &amp; 32?</p>	<p>Choose from the back!</p> 
<p>Choose from the back!</p> 	<p>Make up your own story problem that goes with <math>4 + 6</math>.</p>	<p>Choose from the back!</p> 	<p>Make a picture using 2 circles, 3 triangles, &amp; some rectangles. Explain to a friend how you made it.</p>	<p>Choose from the back!</p> 

# Get Ready for Grade 1



## Choice Activities



### 1. Read a Cool Mathematics Book:

A Chair for My Mother by Vera B. Williams  
Benny's Pennies by Pat Brisson  
Brown Bear, Brown Bear, What do you See? by Eric Carle  
Chick Chicka 1-2-3 by Bill Martin  
Emeka's Gift by Ifeoma Onyefulu  
Inch by Inch by Leo Leoni  
My Painted House, My Friendly Chicken, and Me by Maya Angelou

Out for the Count by Kathryn Cox  
Pattern Fish by Trudy Harris  
Rooster's Off to See the World by Eric Carle  
Ten Flashing Fireflies by Philemon Sturges  
The Greedy Triangle by Marilyn Burns  
The Very Hungry Caterpillar by Eric Carle  
This is the Way We go to School by Edith Baer

Find Mathematics Books to Read Online at Epic!: <https://www.getepic.com/>  
Parents can sign up for free!

### 2. Use a cool mathematics website!

<http://www.gregtangmath.com/games>  
[http://www.abeya.com/preschool\\_games.htm](http://www.abeya.com/preschool_games.htm)  
[www.aaamath.com](http://www.aaamath.com)  
[www.coolmath4kids.com](http://www.coolmath4kids.com)

[www.mathplayground.com](http://www.mathplayground.com)  
[www.primarygames.com/curriculum/math.htm](http://www.primarygames.com/curriculum/math.htm)  
[www.funbrain.com](http://www.funbrain.com)  
<http://pbskids.org/games/measurement/>

### 3. Do a counting activity or game:

**Compare** – Deal all the cards out. Put the set of cards facedown. Both players turn over the top card. The player with the larger number gets both cards. If they are the same number both players turn over another card. The game is over when there are no more cards to turn over. Whoever has the most cards, wins. (Like “War.”)

**Double Compare** – Same as above, but turn over two cards each time and find the sum. The one with the larger sum takes the four cards.

**Race and Roll Addition** - Start at 0. Partners take turns rolling a die, saying a number sentence, and adding the number rolled to the total. For example, Partner A rolls 6 and says, “ $0 + 6 = 6$ ,” then Partner B rolls 3 and says, “ $6 + 3 = 9$ .” They continue rapidly rolling and saying number sentences until they get to 20, without going over. For example, if the partners are at 18 and roll 5, they take turns rolling until one of them rolls a 2 or rolls 1 twice. The winner is the partner who makes the final roll to make 20. **Extension: Play with two dice and roll to 50.**

**Race and Roll Subtraction** - Start at 20. Partners take turns rolling a die, saying a number sentence, and subtracting the number rolled from the total. For example, Partner A rolls 6 and says, “ $20 - 6 = 14$ ,” then Partner B rolls 3 and says, “ $14 - 3 = 11$ .” They continue rapidly rolling and saying number sentences until they get to 0. The winner is the partner who makes the final roll to make 0. **Extension: Play with two dice and start at 50**

**Play a board game or card game such as:** Checkers, Memory, Chutes and Ladders, jigsaw puzzles, Parcheesi, Fish, Crazy Eights, Candy Land, Connect Four, Legos, K'Nex, Yahtzee, Blokus, Quirkle, Monopoly, Trouble, Sorry, Set