

Diagnostic Results

School
Subject
Academic Year
Diagnostic
Prior Diagnostic
Placement Definition


JOSEPH MCAVINNUE ELEM SCHOOL
Math
2020 - 2021
MOY-ELA & MATH
BOY-ELA & MATH
Standard View

Students Assessed/Total: **365/424**

Overall Placement

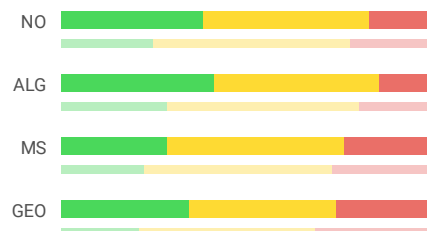


MOY-ELA & MATH



BOY-ELA & MATH

Placement By Domain



Switch Table View

Show Results By

Placement Summary



Grade

Showing 5 of 5

Grade	Overall Grade-Level Placement		Students Assessed/Total
Grade K	MOY-ELA & MATH	68% 32%	53/71
	BOY-ELA & MATH	58% 42%	
Grade 1	MOY-ELA & MATH	26% 61% 13%	72/88
	BOY-ELA & MATH	17% 76% 7%	
Grade 2	MOY-ELA & MATH	20% 59% 21%	85/90
	BOY-ELA & MATH	7% 62% 31%	
Grade 3	MOY-ELA & MATH	17% 54% 29%	78/87
	BOY-ELA & MATH	15% 49% 36%	

Diagnostic Results

School JOSEPH MCAVINNUE ELEM SCHOOL
Subject Math
Academic Year 2020 - 2021
Diagnostic MOY-ELA & MATH
Prior Diagnostic BOY-ELA & MATH
Placement Definition Standard View

Grade	Overall Grade-Level Placement			Students Assessed/Total
Grade 4	MOY-ELA & MATH	18% 	29%	77/88
	BOY-ELA & MATH	9% 	42%	