


Diagnostic Results

School JOSEPH MCAVINNUE ELEM SCHOOL
Subject Math
Academic Year 2022 - 2023
Diagnostic Most Recent
Prior Diagnostic BOY-ELA & MATH
Placement Definition Standard View


Students Assessed/Total: 300/424

Overall Placement



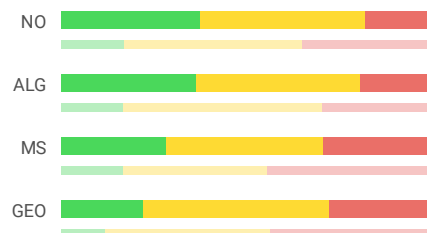
Most Recent

- **At Risk for Tier 3**
27% (From 40%)
- **Tier 2**
50% (From 50%)
- **Tier 1**
23% (From 10%)



BOY-ELA & MATH

Placement By Domain



Switch Table View

Show Results By

Placement Summary

Grade

Showing 5 of 5

Grade	Overall Grade-Level Placement		Students Assessed/Total
Grade K	Most Recent	—	0/76
	BOY-ELA & MATH	—	
Grade 1	Most Recent	<div> <div>24%</div> <div>66%</div> <div>10%</div> </div>	70/86
	BOY-ELA & MATH	<div> <div>11%</div> <div>76%</div> <div>13%</div> </div>	
Grade 2	Most Recent	<div> <div>21%</div> <div>49%</div> <div>30%</div> </div>	71/84
	BOY-ELA & MATH	<div> <div>8%</div> <div>44%</div> <div>48%</div> </div>	
Grade 3	Most Recent	<div> <div>24%</div> <div>39%</div> <div>38%</div> </div>	72/84
	BOY-ELA & MATH	<div> <div>7%</div> <div>42%</div> <div>51%</div> </div>	

1

Diagnostic Results



School	JOSEPH MCAVINNUE ELEM SCHOOL
Subject	Math
Academic Year	2022 - 2023
Diagnostic	Most Recent
Prior Diagnostic	BOY-ELA & MATH
Placement Definition	Standard View

Grade	Overall Grade-Level Placement			Students Assessed/Total
Grade 4	Most Recent	23% <div><div></div></div>	46% <div><div></div></div>	31% <div><div></div></div>
	BOY-ELA & MATH	13% <div><div></div></div>	43% <div><div></div></div>	45% <div><div></div></div>