

If you have a PD Activity Plan, it's easy to request an interesting, informative, and fun PD Course. Follow these easy steps to sign up for a Lowell course offering.

1a. Go shopping! Using the Change View menu at the upper right corner of the screen, select **Staff**. In Staff View, select top tab **PD**, side tab **Offerings**, and you can see the PD Courses open for registration.

Curriculum Office 2011-2012
KATZ, MEEKAY

Change View Select School Set Preferences Log Off
Staff View

Pages My Info Gradebook PD Tools
Options Reports Help

Offerings

District Goals 0 of 6 selected All Records

PD Course > ID	PD Course > Title	SecNo	Instructor	Location	StartDate	EndDate	Meeting dates	EnrollTotal	EnrollOpenD
104	Cultural Diversity in Teaching & Student Learning	1			1/12/2012	4/26/2012		16	11/15/2011
107	SPED Modifications & Strategies in Inclusive Settings School	1		Wang Middle School	1/11/2012	3/14/2012	1/11, 1/18, 1/25, 2/1, 2/8, 2/14, 2/28, 3/7, 3/14	9	11/15/2011
108	ELL - Cat. 2	1			1/10/2012	4/24/2012		13	11/15/2011
109	Cambodian History from the Perspective of Historical Memory & Cultural Trauma	1			1/11/2012	4/25/2012		4	11/15/2011
110	The Impact of Trauma on Student Learning and Behavior	1			1/12/2012	4/26/2012		10	11/15/2011
111	Advanced Seminar in Reflective Practice and Action Research	1			1/10/2012	4/24/2012		14	11/15/2011

1b. Read the details! Click on the blue number in the left column (PD Course > ID) to read the details about a course.

Curriculum Office 2011-2012
KATZ, MEEKAY

Change View Select School Set Preferences Log Off
Staff View

Pages My Info Gradebook PD Tools
Options Reports Help

Offerings :: 109 - 1 - Cambodian History from the Perspective of Historical Memory & Cultural Trauma

District Goals Cancel Default Template

PD Course > Identifier	109	Instructor	
PD Course > Title	Cambodian History from the Perspective of Historical Memory & Cultural Trauma	Enrollment max	25
Section number	1	Enrollment total	4
Start date	1/11/2012	Enrollment open date	11/15/2011
End date	4/25/2012	Enrollment close date	1/8/2012

PD Course > Description

This course is designed to provide an overview of Cambodian history and culture and to develop an understanding of how to incorporate this history as part of a more inclusive curriculum. Additionally, this course will provide a framework for teaching about Cambodia and other countries using methods and strategies that are engaging and promote higher level thinking skills. In course sessions, educators will analyze and discuss the impact of history and culture on identity, group formation, attitudes, and beliefs. Specifically, educators will look at how history and historical memory, culture and cultural trauma influence teaching and learning. In conjunction with course readings, participants will learn how to apply this historical and in-depth knowledge to create classroom communities engaged in analysis, synthesis, and evaluation. In addition to readings from research literature, memoir and film narratives will frame discussion and collaborative learning and educators will be required to participate in these discussions online as well as in course sessions. Educators will expand their knowledge and skills by applying course concepts and strategies into their teaching and critically reflect and inquire into student learning through the Educator Research/Inquiry process.

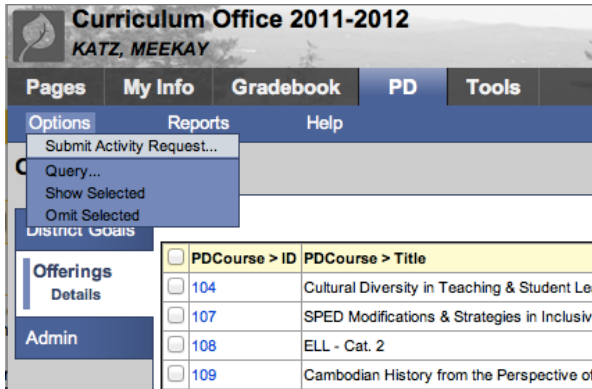
PD Course > Prerequisite

Meeting Times

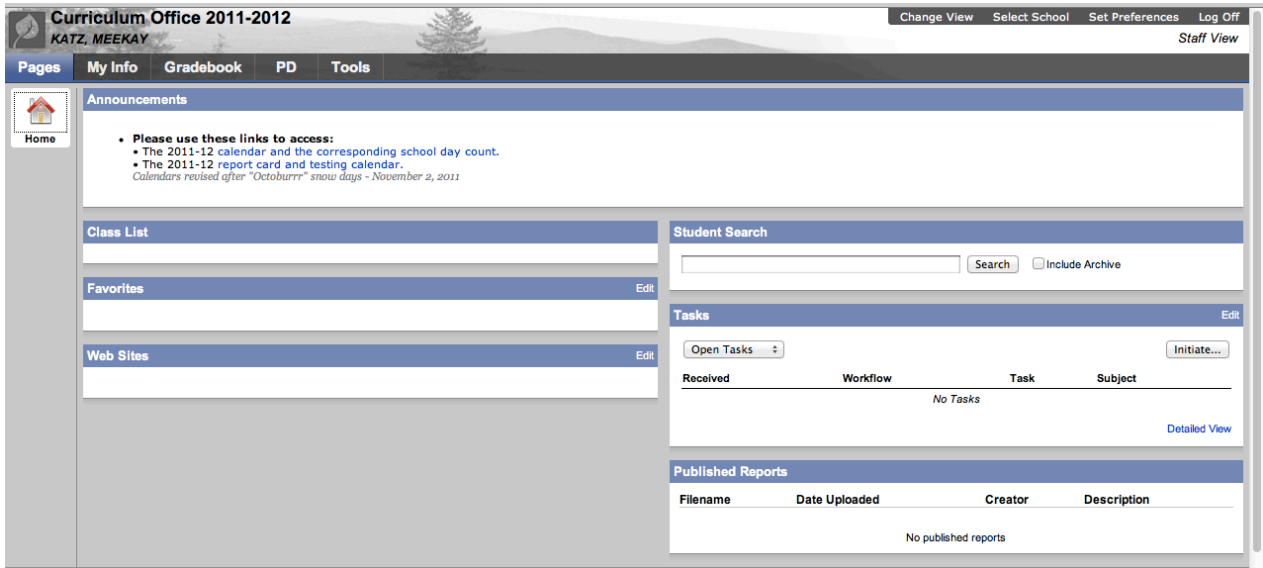
Date	StartTime	Duration (min)	School > Name	OffsiteLocation
No matching records				

Cancel

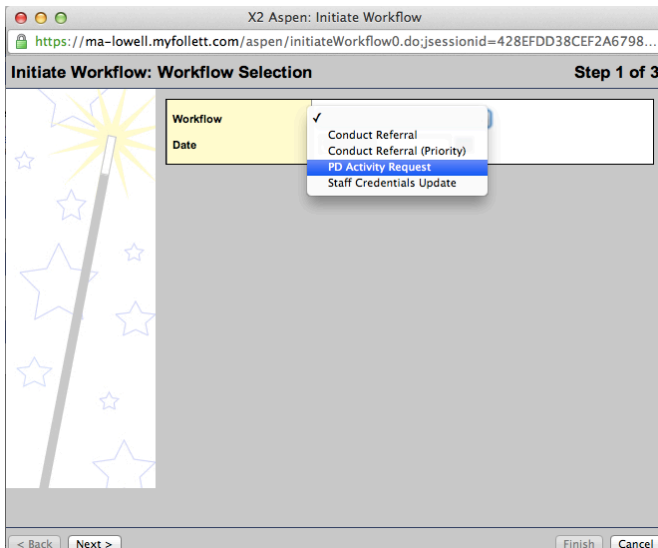
2. Once you find a course you like, there are two starting points to your registration process. You can start by either:
- a. go to **Options** and Select **Submit Activity Request**. - or



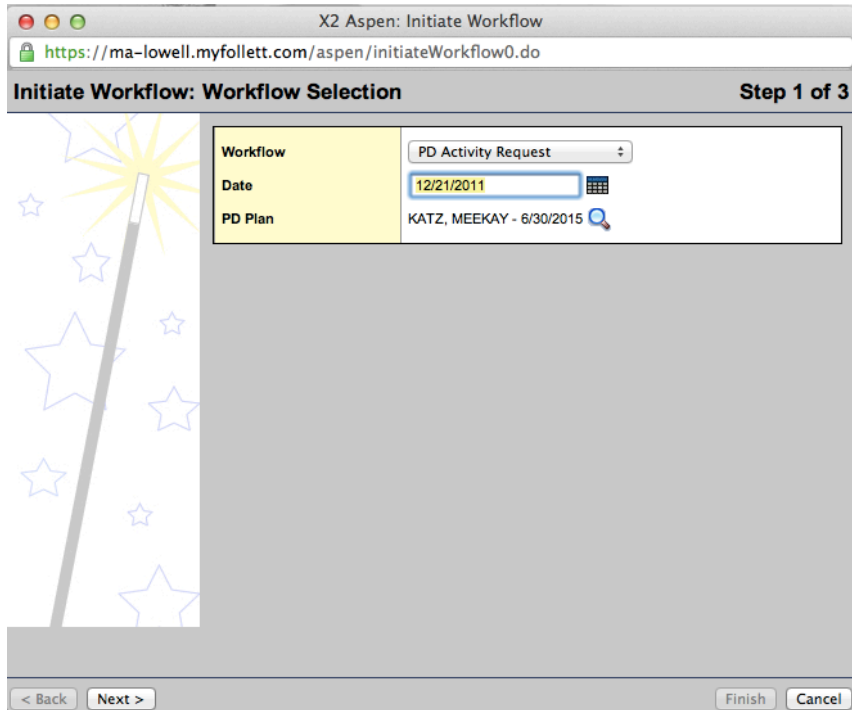
- b. from any view, go to top tab **Pages**, look for the Tasks widget, and click on the **Initiate** button...



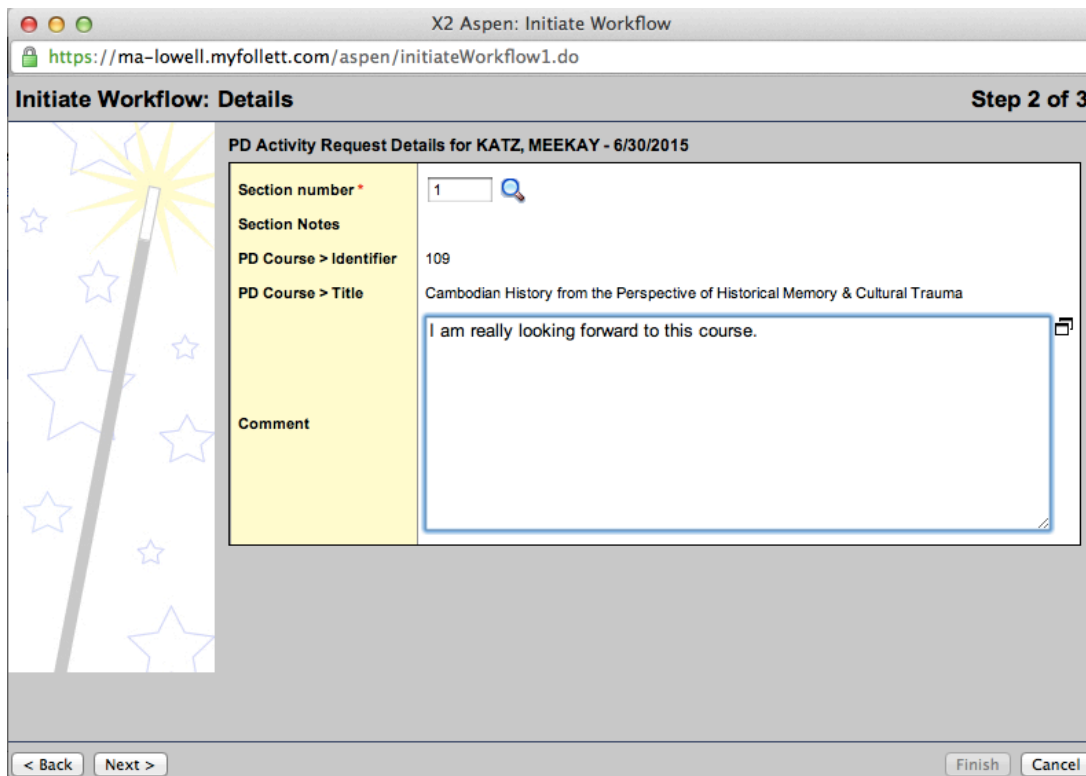
...and a popup menu will appear. **Select PD Activity Request** and select the **Next >** button.



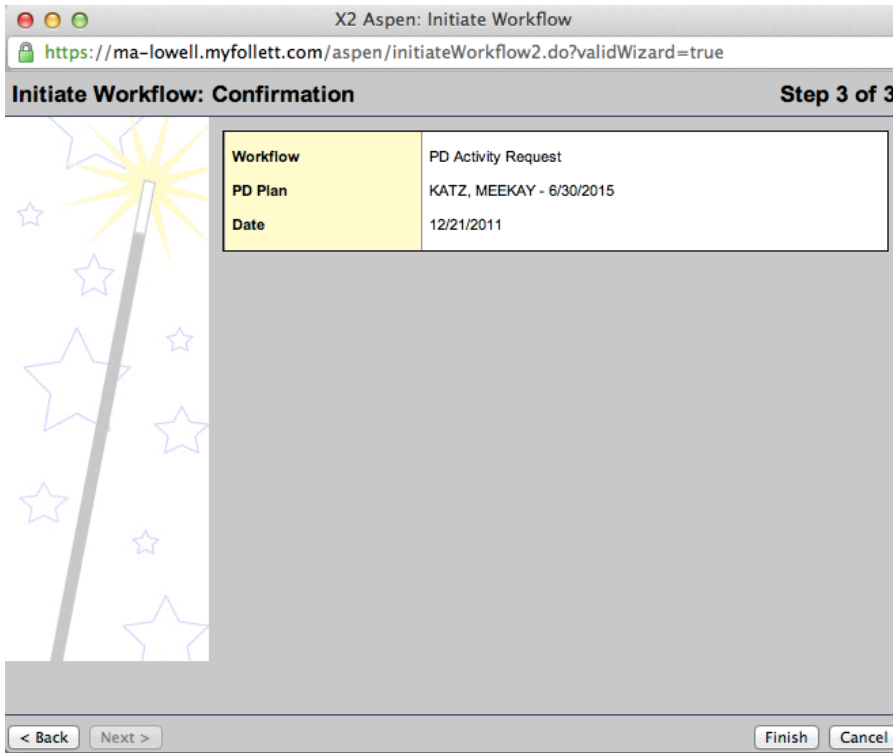
3. A popup menu will appear. Click on the spyglass, select your PD Plan and select the **Next >** button. (If you don't have a PD Plan, you need one. Follow our instructions for creating a PD Plan, then come back to the process for requesting a PD Activity.)



4. A new popup menu will appear. Click on the **spyglass** next to Section Number and select the PD Course you want. If you want to attach a comment or message to your registration request, type it in the Comment box. Select the **Next >** button.



5. A confirmation popup window will appear. If the information is correct, select the **Finish** button.



6. **You're done!** When your request is approved, you will receive a notification from the PD office. If you have any questions, contact Karen Laganas at klaganas@lowell.k12.ma.us.