

Grade 1 Weekly Work Schedule

Week 9 - May 18-22

All work can be found in Week 9 packet available at the food truck
(Fridays and Mondays)

Learning at home information from the district:

[At Home Learning / Grade 1](#)

Week 9 Work Packet for Grade 1:

[Week 9 Packet](#)





Murkland Grade 1 Teacher Office Hours		
Teacher	Time	How to Contact
Mrs. Kopicko Room 109	10:00-11:00 am daily	Remind App & Email
Ms. Bartleman Room 110	2:00-3:00 am daily	Remind App & Email
Mrs. Genninger Room 111	9:00-10:00 am daily	Remind App & Email Phone- 978-771-8887
Mr. Murphy Room 113	8:00 - 9:00 am daily or by appointment	Remind App & Email
Mrs. Mainville Special Education	9:00-10:00 am Daily	Remind App & Email

Mr. Andriolo & Mrs. Perrin Live Morning Meeting Information

Grades PK, K, and 1	10:30-10:50 on Monday	
---------------------	--------------------------	--

Learning Schedule for the Week

Subject	Monday	Tuesday	Wednesday	Thursday	Friday
Literacy Instruction (10-20 minutes)	Watch the Brainpop video Facts and	Participate in a phonemic awareness lesson	Watch the Brainpop video Library and then complete an	Participate in a phonemic awareness lesson	Log in to iReady and complete 20 minutes of ELA

daily)	<p>Opinions: Brainpop Facts and Opinions</p> <p>Then choose one of the activities.</p> <p>Username: lowell123 Password: brainpop123</p>	PA Lesson	<p>activity: Library</p> <p>Username: lowell123 Password: brainpop123</p>	PA Lesson #2	<p>lessons. You can access iReady through Clever using your child's lunch # and 6-digit date of birth:</p> <p>Clever</p>
Reading (at least 20 minutes daily)	<p>Read <i>(books, watch books read aloud, listen to a book, or complete online learning - Lexia, iReady,epic, storyline online etc.)</i></p>	Read Ladybugs Grow Up from the packet.	<p>Read <i>(books, watch books read aloud, listen to a book, or complete online learning - Lexia, iReady,epic, storyline online etc.)</i></p>	Read Frog or Toad? How do you Know? From the packet.	<p>Read <i>(books, watch books read aloud, listen to a book, or complete online learning - Lexia, iReady,epic, storyline online etc.)</i></p>
Writing, Word Work, Phonics, or Vocabulary (20-30 min daily)	Make a list of 10 words with short vowel a in the middle. Example: tap.	Write five new things you learned about ladybugs and one thing you're wondering about. Draw a picture to go with your writing.	Play the vocabulary game Martha Word Play	Write 5 sentences about the differences between frogs and toads. Draw a picture to go with your writing.	Learn some new words and help finish the story in this game: Word Girl Storybook Adventure
Math (30 min daily)	Packet P. 27-28	Packet P. 29-30	Packet P. 31-32	Packet P. 33-34	Packet P. 35
Science (45 min per week)	-	-	-	-	What if There Were No Windows? P. 39-48 (Packet)
Social Studies (30 min per week)	-	-	What Makes a Good Leader? P. 49-51 (Packet)	-	-
Arts, social emotional learning, physical ed (30 min daily)	<p>Content Literacy : Hello there first grade friends! This week we are learning about traits of being a good</p>	<p>Art Try recreating a famous portrait using the props you have on hand. Click the Google Slides document called</p>	<p> MUSIC  Chrome Music Lab Songmaker Try creating great sounding music with Chrome Music Lab Songmaker</p>	<p>Gym : Would You Rather Fitness Challenge Click the link below to check out this fitness challenge!</p>	

	<p>citizen. I want you to watch brainpopjr. On friends.</p> <p>Username: Murkland123 Password: Student123</p> <p>Design a poster of a good citizen. What traits would you like that person to have?</p> <ul style="list-style-type: none"> • HINT- Think of the traits you would like in a good friend 	<p>“Recreate a Famous Portrait” below for examples.</p> <p>Remember, a PORTRAIT is artwork of a person that usually shows a person’s upper body and head. Get creative and find props you have in the house to recreate the portrait. Some ideas include using laundry, using your pets, and using stuffed animals.</p> <p>Ask your grownups for permission before you take objects or put on makeup! Take a photo to share on Google Classroom when you are done or send it to me in an email: jpintzopoulos@lowell.k12.ma.us</p> <p>https://docs.google.com/presentation/d/1cEF-GS-zOR1ERukzTv9Ei7xK-Kjwhx4wSN6tglWB4opk/edit</p>	<p>using marimba, electronic sound or voice! Simply select an instrument or click on the microphone icon. You can also add drum tracks at the bottom of the screen.</p> <p>STEP 1. Click on the Chrome Music Lab GREENHALGE link below. Please watch this tutorial first before beginning to create your song!</p> <p>STEP 2. Use the Chrome Music Lab SONG MAKER to jump to Song Maker and get started. Have fun exploring and creating your own music loop.</p> <p>STEP 3. Create your song loop and remember to save the link! Click on the save button at the bottom of the screen and you will see a "Copy your link" button. See</p>	<p>Depending on which thing you choose you will do a designated exercise for 30 seconds. This is a tough activity so I my challenge is to complete 6 rounds of the game before you take a break. Your heart will be pumping! Were there any tough Would You Rather decisions to make? Did you make it through 6 exercises? Let me know!</p> <p>https://www.youtube.com/watch?v=M-C-4uQhn10&list=PLGS-YpNYBNvda7jGOxP5OE3NyvfaLTfwg&index=2</p>	
--	---	---	--	--	--

image below for sample.

STEP 4. Share your link on this Specials page in Comments, or paste it and send it to me via email:
rmmclaughlin@lowellk12.ma.us.
Have fun!

<https://greenhalgemusic.weebly.com/chrome-music-lab.html>

<https://musiclab.chromeexperiments.com/Song-Maker/>